

The Disaster Center is dedicated to the idea that disaster mitigation is cost effective and individuals pursuing their own interest are the greatest potential force for disaster reduction.

Please consider making a small donation to the Disaster Center



When disaster mitigation is cost effective, we are on the road to bringing disasters to an end.



FEMA

Daily Operations Briefing

Monday, March 16, 2020

8:30 a.m. ET

National Current Operations & Monitoring



FEMA

Significant Incidents or Threats:

- COVID-19
- Heavy Snow/Winter Storm Warnings – Sierra Nevada
- Heavy Rain/Flash Flooding – Southern California

Declaration Activity: None

COVID-19 Update

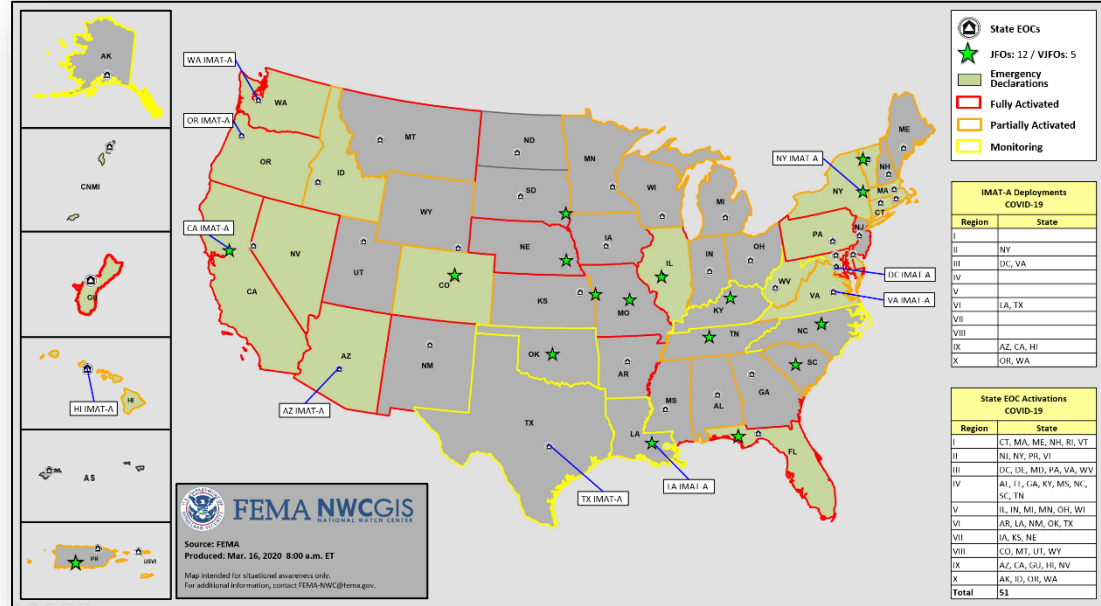


Situation: The FEMA National Response Coordination Center (NRCC) activated to Level II to further support HHS as the Lead Federal Agency. In addition, the NRCC continues to coordinate national level support to the FEMA Regions for requests they receive from the states, territories and tribes should the requests exceed the regions' ability to support. FEMA Regional Administrators are closely working with HHS Regional Emergency Coordinators (REC) with a concentration on shortfalls, testing sites and requests from SLTT Partners.

- U.S. confirmed cases: 3,774; 69 deaths; 12 recovered (*Johns Hopkins Coronavirus Resource Center as of Mar 15, 11:33 pm ET*)

State / Local Response:

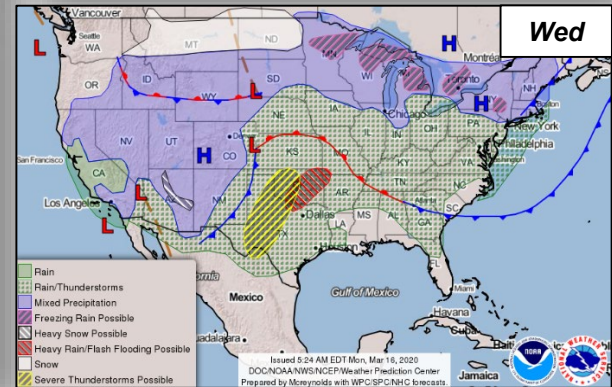
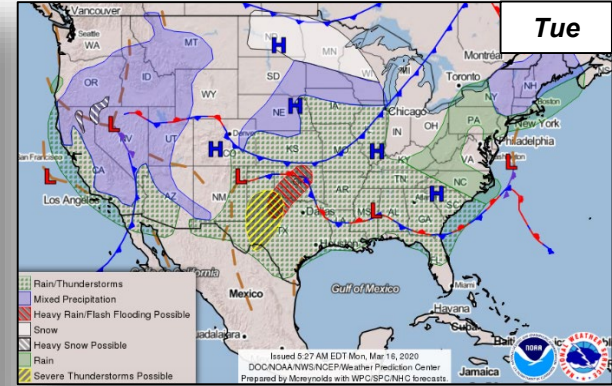
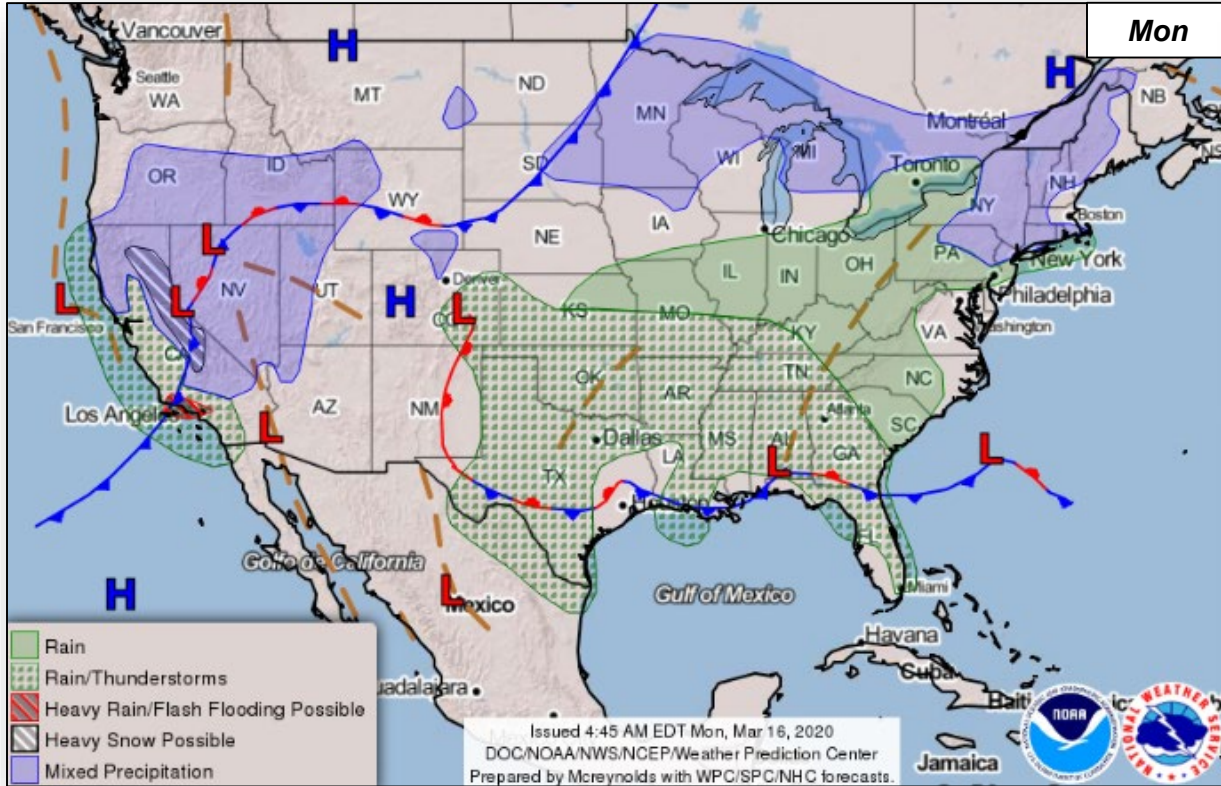
- All SEOC activated except MO, ND, SD, CNMI and AS
- 24 Emergency Declarations issued



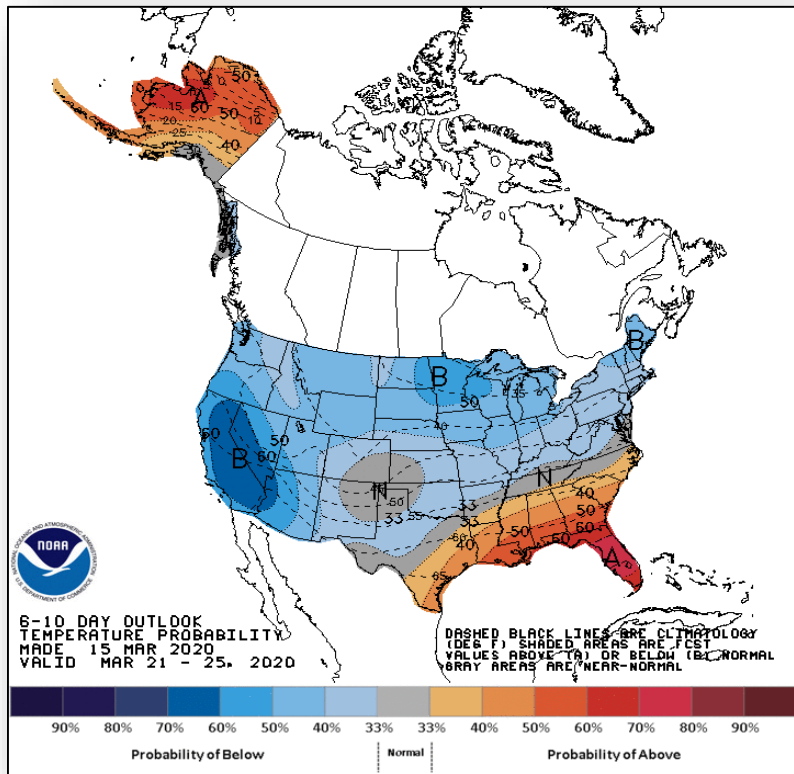
Federal Response:

- POTUS declared National Emergency on Mar 13
- HHS SOC activate to Level I (Full Activation)
- USG COVID-19 Response Plan finalized
- NRCC activated to Level II
- FEMA Region I, II, III, IV, VI, VIII, IX, X RRCC's activated Level III
- IMAT A's deployed: AZ, CA, DC, HI, LA, NY, OR, TX, VA, & WA

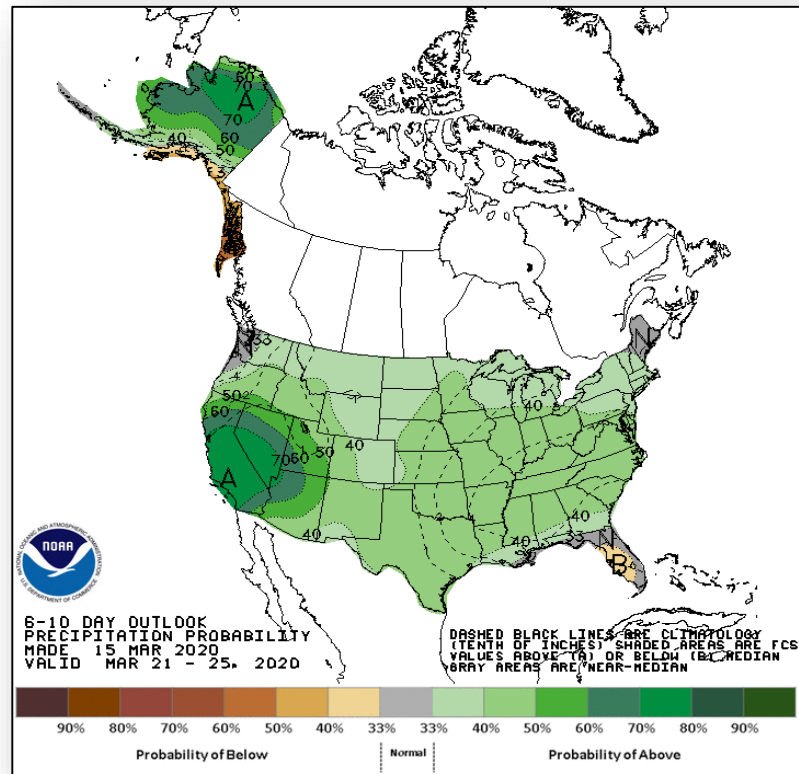
National Weather Forecast



Long Range Outlooks – Mar 21-25



6-10 Day Temperature Probability



6-10 Day Precipitation Probability

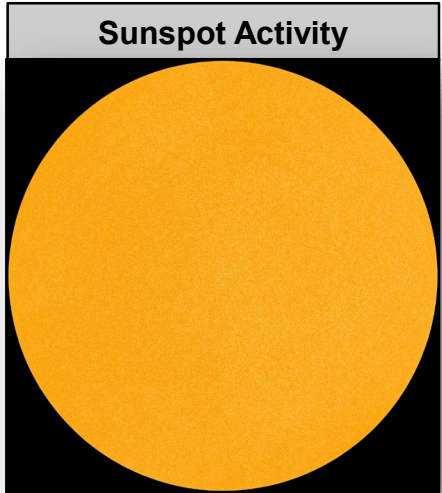

Space Weather



FEMA

	Space Weather Activity	Geomagnetic Storms	Solar Radiation	Radio Blackouts
Past 24 Hours	None	None	None	None
Next 24 Hours	None	None	None	None

For further information on NOAA Space Weather Scales refer to: <http://www.swpc.noaa.gov/noaa-scales-explanation>



Joint Preliminary Damage Assessments



FEMA

Region	State / Location	Event	IA/PA	Number of Counties		Start – End
				Requested	Completed	
IV	NC	Severe Storms, Flooding, Tornadoes, & Straight-line Winds; Feb 5-9	IA	0	0	N/A
			PA	19	0	3/9 – TBD
	SC	Severe Weather & Flooding Feb 6	IA	1	1	2/17 – 2/20
			PA	11	10	2/17 – TBD

Declaration Requests in Process – 4



FEMA

State / Tribe / Territory – Incident Description	Type	IA	PA	HM	Requested
TX – Severe Storms, Straight-line Winds, and Tornadoes	DR		X	X	Jan 13
AR – Severe Storms, Straight-line Winds, and Tornadoes (Appeal)	DR		X	X	Feb 20
SC – Severe Storms, Tornadoes, Straight-line Winds, and Flooding	DR	X	X	X	Mar 5
OR – Severe Storms, Flooding, Landslides, and Mudslides	DR	X	X	X	Mar 6

FEMA Common Operating Picture



FEMA HQ	
NWC	NRCC
Monitoring	Level II

FEMA REGIONS		
WATCH	RRCC	
Monitoring	I	Level III
Monitoring	II	Level III
Monitoring	III	Level III
Monitoring	IV	Level III
Enhanced	V	Rostered
Monitoring	VI	Level III
Enhanced	VII	Rostered
Monitoring	VIII	Level III
Monitoring	IX	Level III
Monitoring	X	Level III

Notes:

COVID-19 NRCC: (Days/ESFs)	AS: Measles GA: Flooding MS: Flooding PR: Earthquake TN: Tornadoes WA: Storms
RII RWC: (Days)	
RV RWC: (Days/M-F)	
RVII RWC: (Days/M-F)	
RI, RIII, RIV, RVI, RVIII, RIX, RX RRCCs (Days)	

- Major Disasters (DR): 42**
Emergency Disasters (EM): 24
JFOs: 12 / VJFOs: 5
- ★ Staging Area
 - Distribution Center (DC)
 - Declared County
 - Fully Activated
 - Partially Activated
 - Monitoring

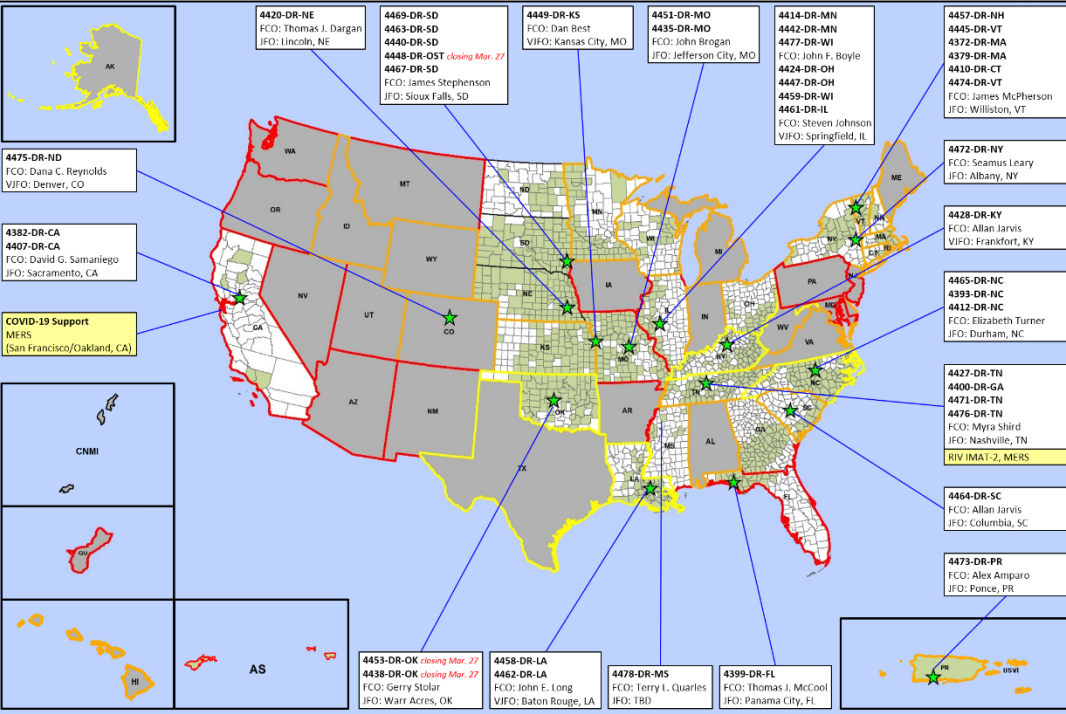
As of 8:00 a.m. ET March 16, 2020
 Created by FEMA NWC

IMAT-A Deployments COVID-19

Region	State
I	
II	NY
III	DC, VA
IV	
V	
VI	
VII	
VIII	
IX	AZ, CA, HI
X	OK, WA

State EOC Activations COVID-19

Region	State
I	CT, MA, ME, NH, RI, VT
II	NJ, NY, PR, VI
III	DC, DE, MD, PA, VA, WV
IV	AL, FL, GA, KY, MS, NC, SC, TN
V	IL, IN, MI, MN, OH, WI
VI	AR, LA, NM, OK, TX
VII	IA, KS
VIII	CO, MT, UT, WY
IX	AZ, CA, GU, HI, NV, MP
X	AK, ID, OR, WA
Total	51



N-IMATs
3 Teams

Red	
Blue	
Gold	

R-IMATs
≥ 7 Teams

I	
II	
III	
IV-1	
IV-2	TN
V	
VI-1	
VI-2	
VII	
VIII	
IX-1	
IX-2	
X	

FMC	PMC
NMC	Deployed

Team:	US&R	MERS	FCOs	FDRCS	IM WORKFORCE
Status	>66%	>66%	= 2	<2	
Assigned:	28	36	46	11	13,984 (NC)
Unavailable	0	0	0	0	3,971 ▼
Deployed:	0	2	36	10	5,266 ▼
Available:	28	34	10	1	4,747 / 34% ▲

IM CADRE AVAILABILITY SUMMARY
 Cadres with 25% or Less Availability

EHP 20% (120/615); FL 22% (35/161); HM 25% (306/1,217); PA 20% (605/3,043)



FEMA

FEMA's mission is helping people before, during, and after disasters.

Click [here](#) to subscribe to this briefing.