

FEMA National Watch Center

Daily Operations Briefing

Thursday, March 13, 2025

8:30 a.m. ET



FEMA

National Current Ops / Monitoring

New Significant Incidents / Ongoing Ops

- No new significant incidents / operations

Hazard Monitoring

- Severe Weather – Middle Mississippi Valley and Deep South
- Heavy Snow – California and Pacific Northwest
- Heavy Rain/Flash Flooding– southern California
- Critical Fire Weather – Northern Plains to Southern Plains

Disaster Declaration Activity

- No new declaration activity

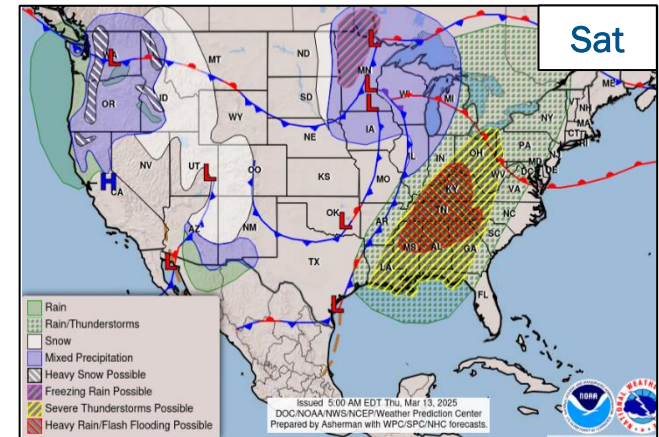
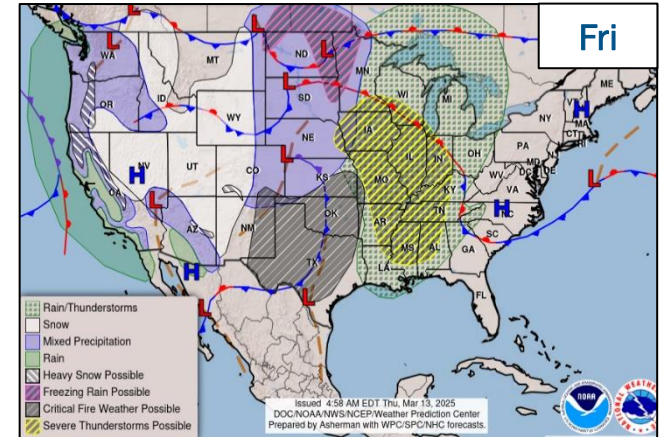
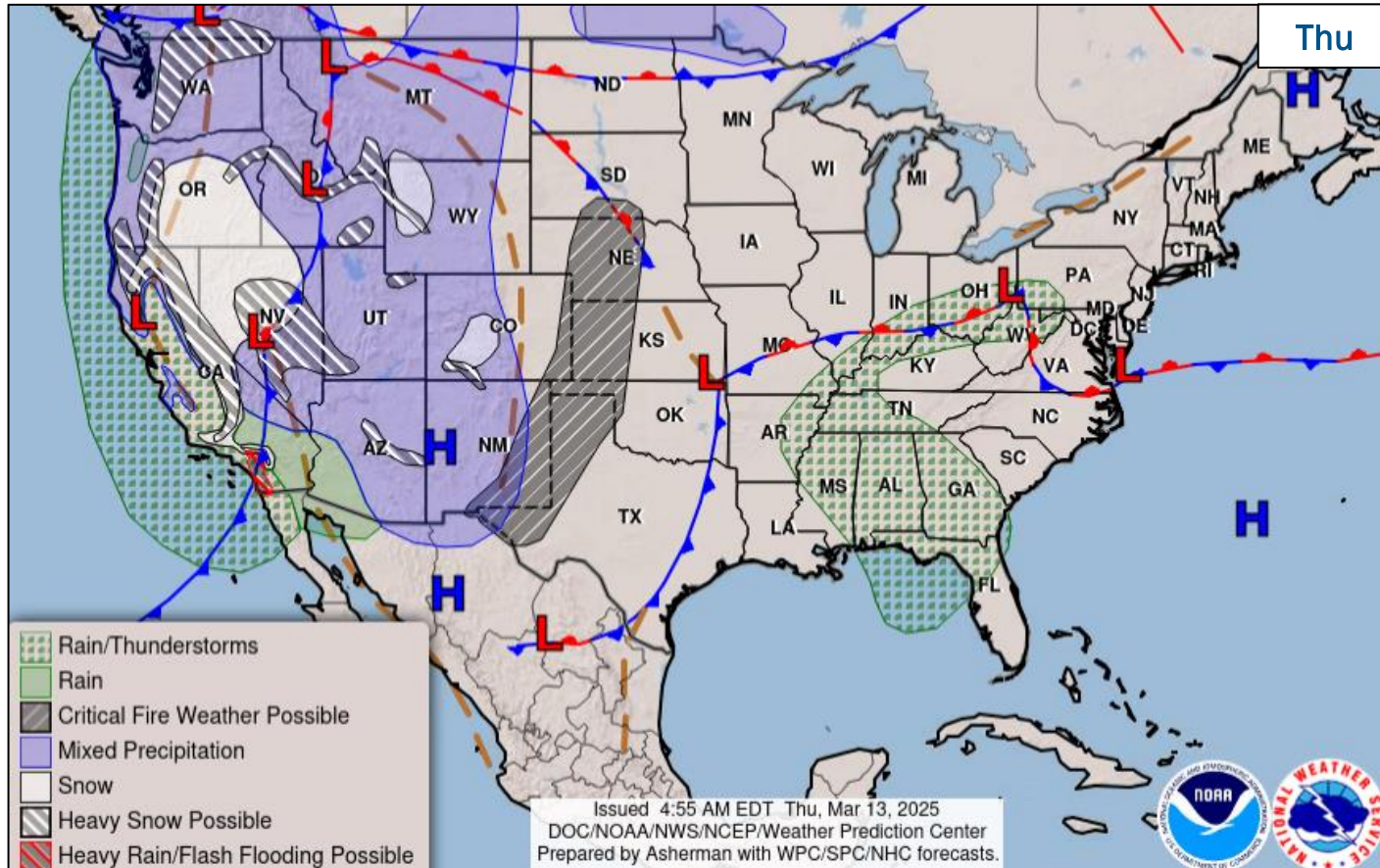
Event Monitoring

- No new significant events



FEMA

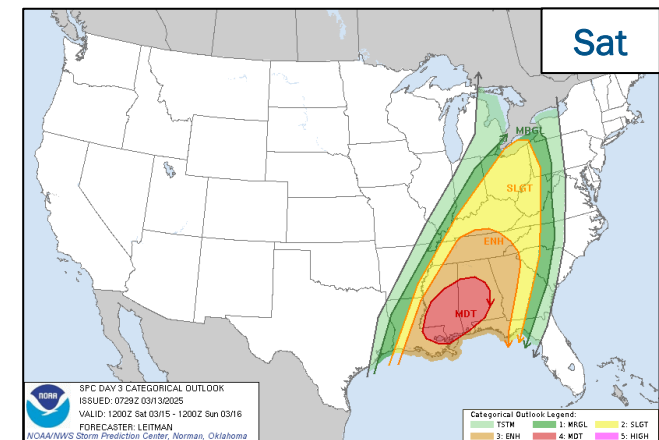
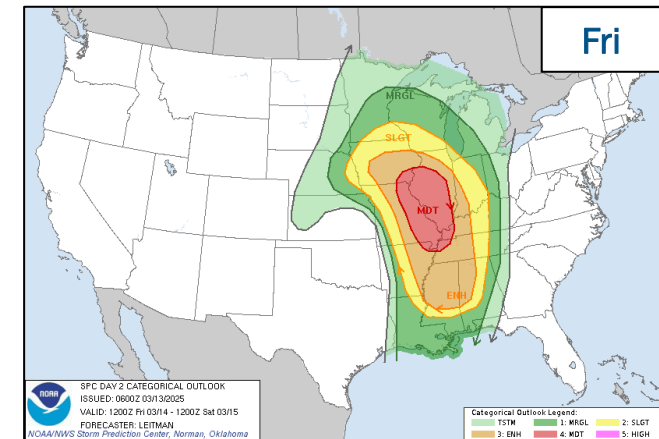
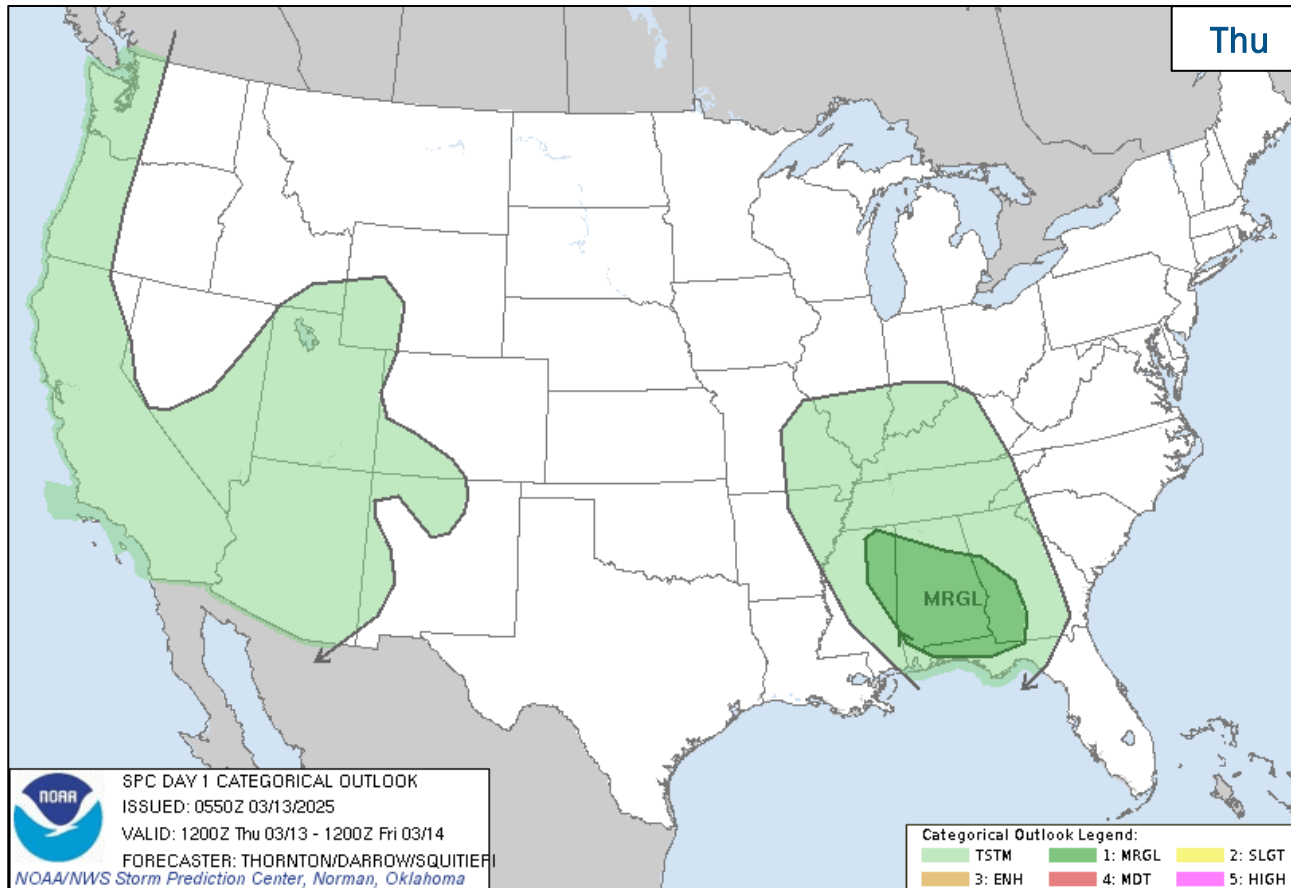
National Weather Forecast



FEMA

National Watch Center

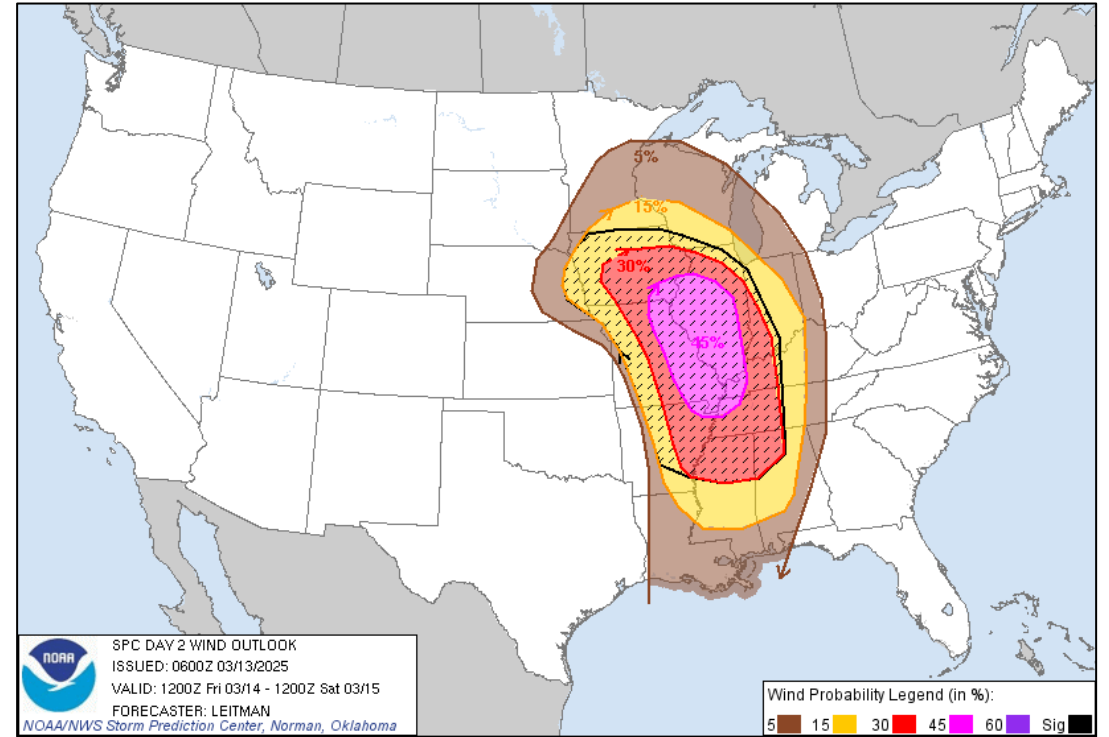
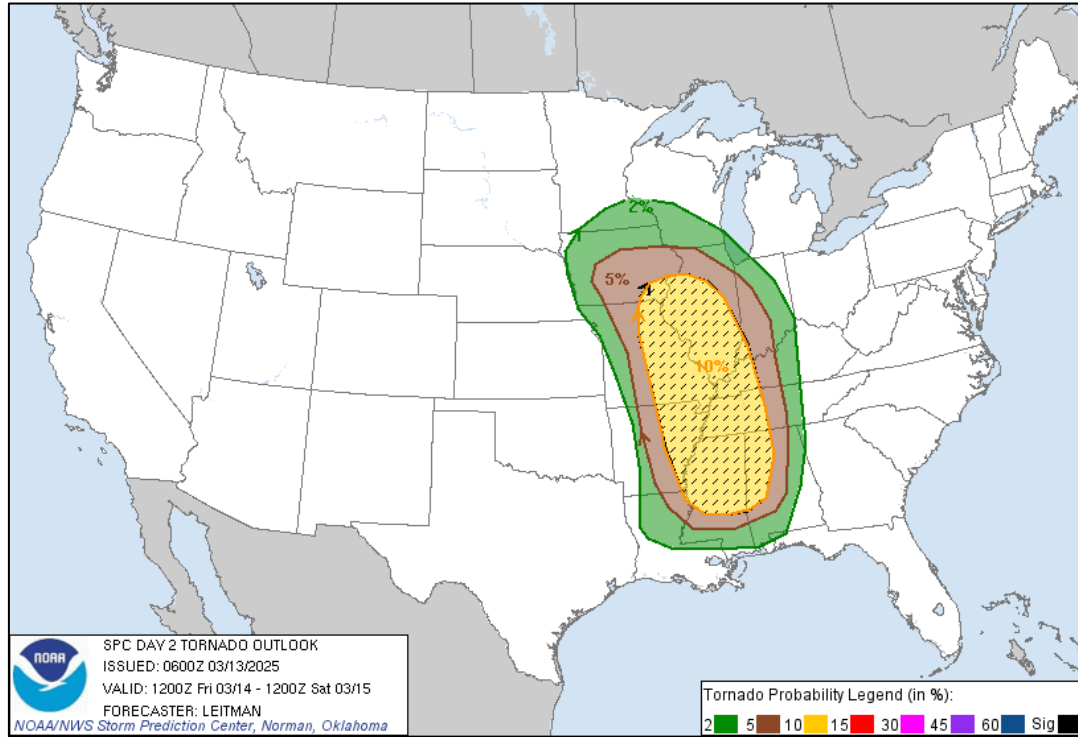
Severe Weather Outlook



FEMA

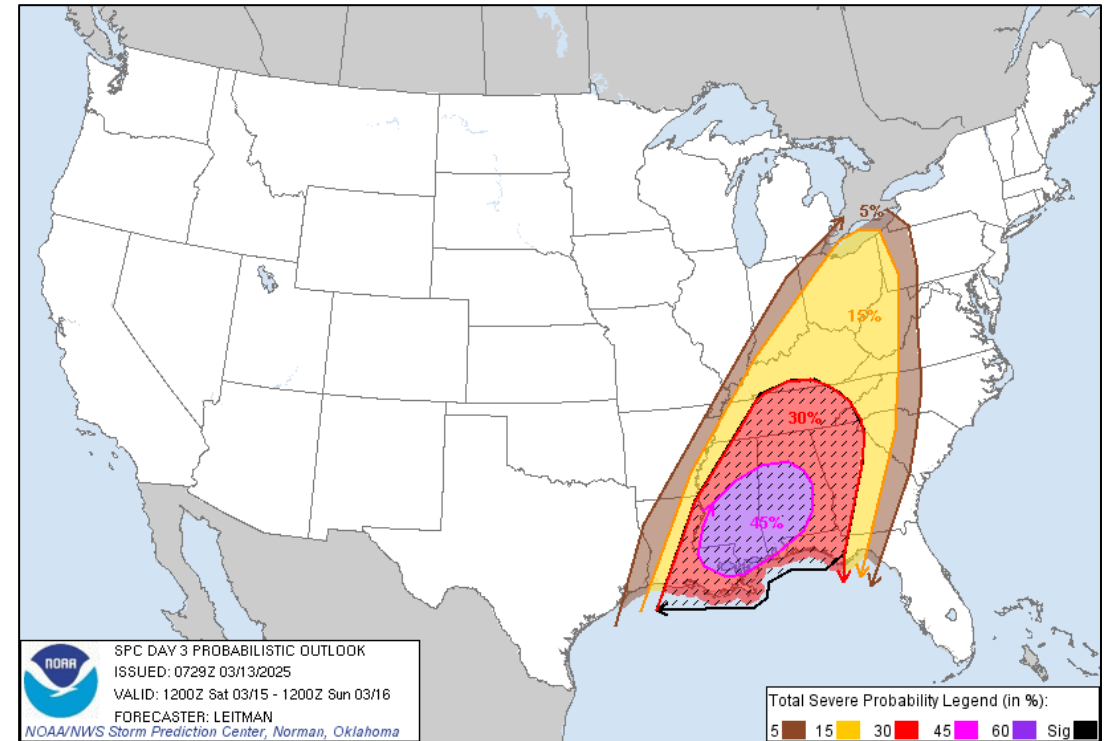
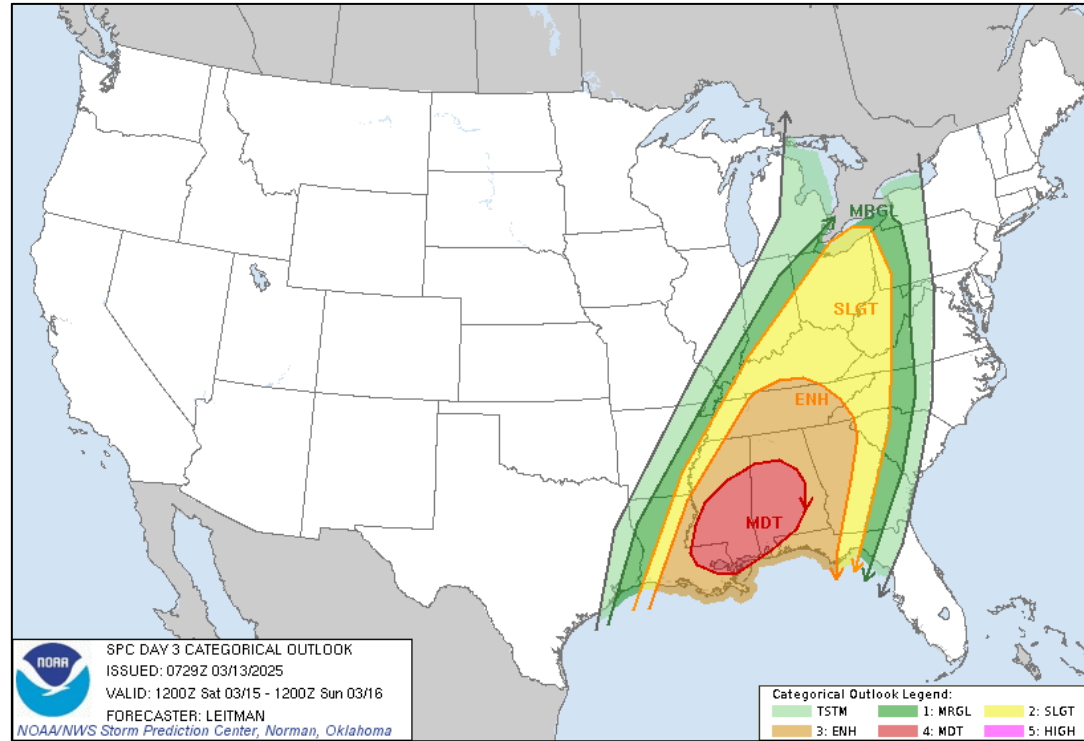
National Watch Center

Day 2 Tornado and Wind Outlook



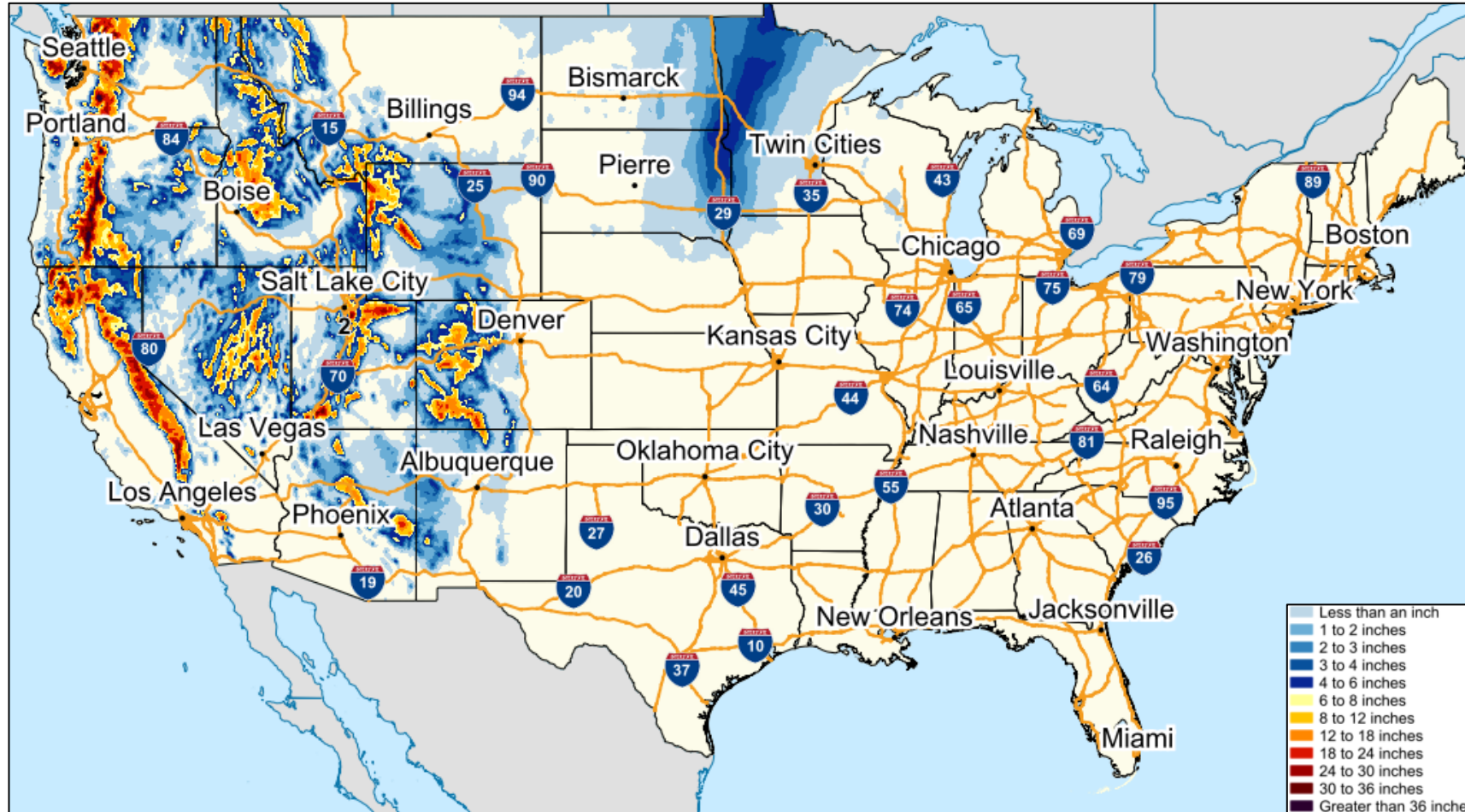
FEMA

Day 3 Categorical and Probabilistic



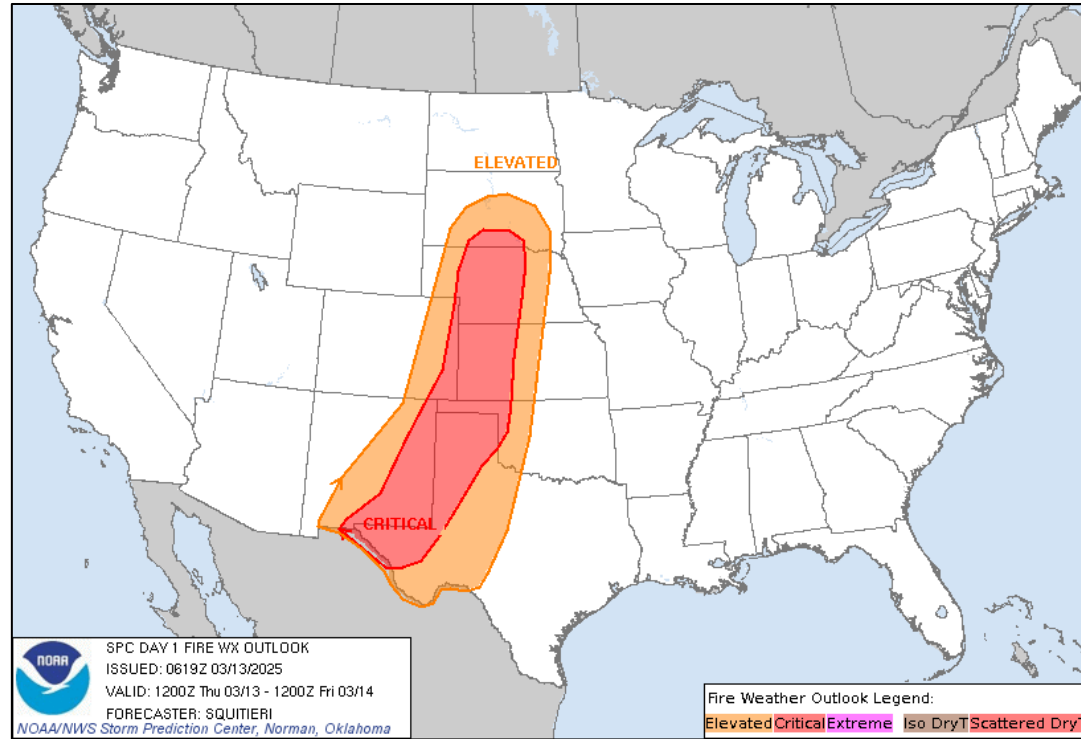
FEMA

Snowfall Forecast

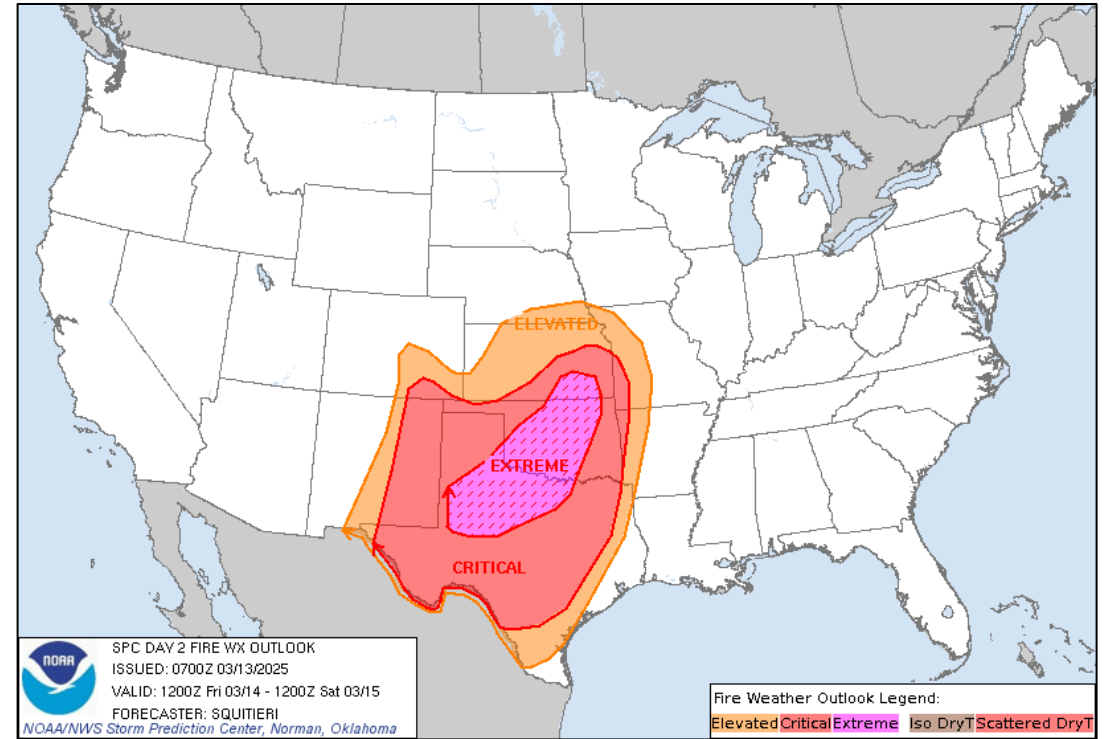


FEMA

Fire Weather Outlook



Today



Tomorrow




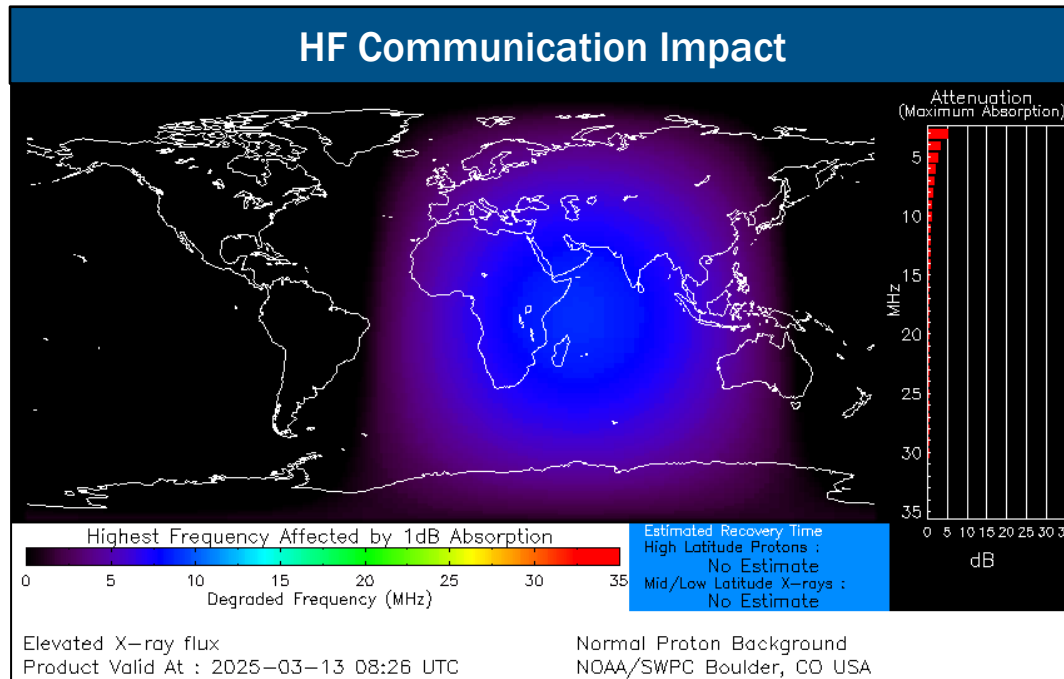
FEMA

National Watch Center

Space Weather Outlook

Minor	Space Weather Activity	Geomagnetic Storms	Solar Radiation	Radio Blackouts
Past 24 Hours	Minor	G1	None	None
Next 24 Hours	Minor	G1	None	None

For further information on NOAA Space Weather Scales refer to: <http://www.swpc.noaa.gov/noaa-scales-explanation>
 For further information on Sunspot Activity refer to: <https://www.swpc.noaa.gov/phenomena/sunspotssolar-cycle>



FEMA

FEMA Common Operating Picture

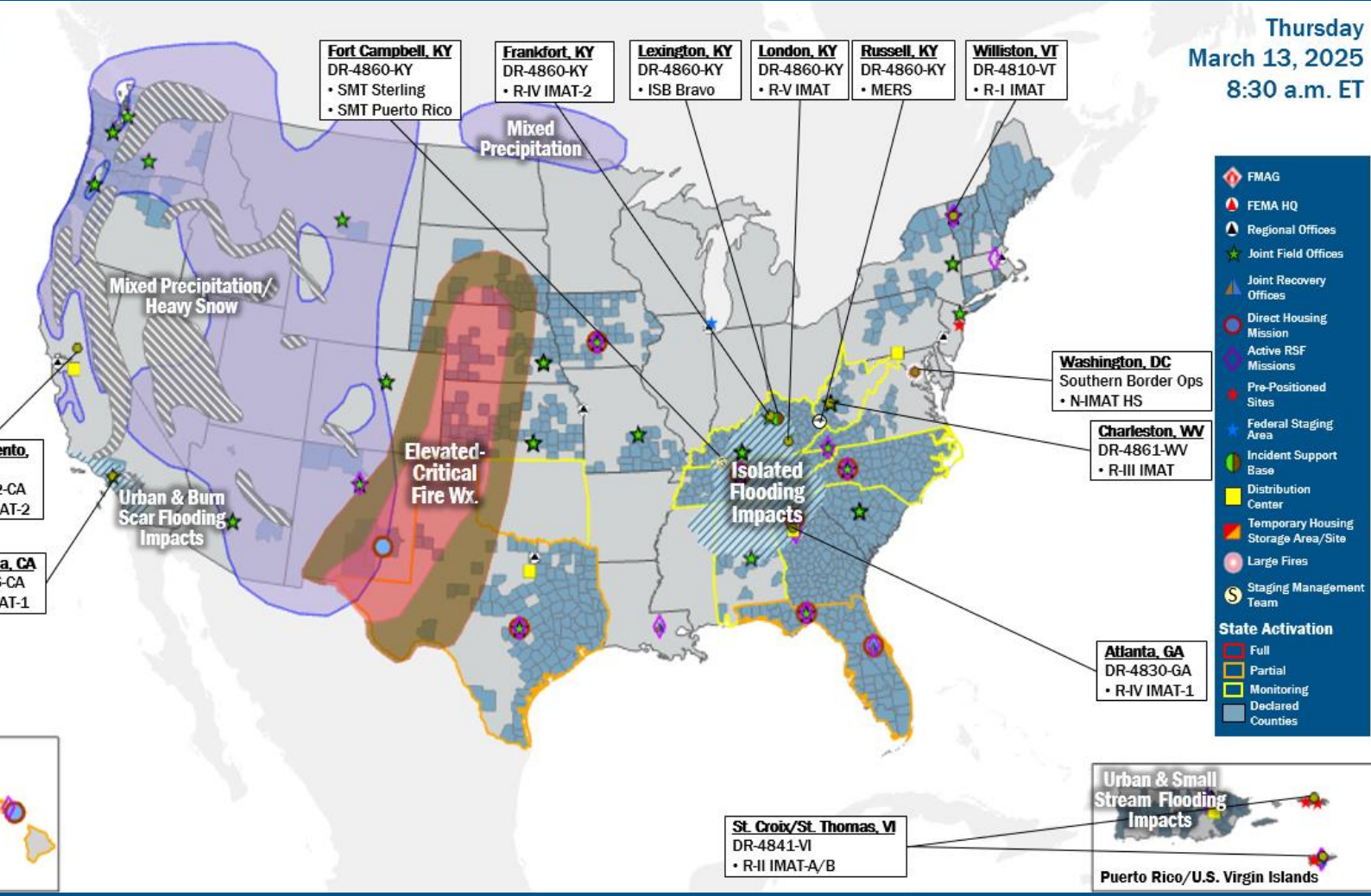
32 Joint Field Offices **92 + 8** Major Disasters **12** Direct Housing Missions **28** RSF-Supported Disasters **6** Joint Recovery Offices

Thursday
March 13, 2025
8:30 a.m. ET

FEMA HQ	
NWC	NRCC
Monitoring	Steady State
FEMA REGIONS	
Watch	RRCC
Monitoring I	Rostered
Monitoring II	Rostered
Monitoring III	Rostered
Monitoring IV	Rostered
Monitoring V	Rostered
Monitoring VI	Rostered
Monitoring VII	Rostered
Monitoring VIII	Rostered
Monitoring IX	Rostered
Monitoring X	Rostered
Notes:	
NRCC/RWCs/RRCCs: • NSTR	State EOCs: • HI/TX: Wildfires • NC/TN/WV: Winter Storms • NC: TC Helene • KY/OK: Severe Weather • FL/TN: Previous Incidents • AL: Severe Weather
Volunteer Force	
Rostered 7,960	Deployed 1
Surge Capacity Force	
Rostered 8,937 (+2)	Deployed 0

N-IMATs	
2-5 Teams Available	
Red	
White	
Blue	
Gold	
HS	DC (Jan 28)
R-IMATs	
4-6 Teams Available	
I	VT (Jan 6)
II	USVI (Oct 30)
III	WV (Feb 28)
IV-1	GA (Oct 5)
IV-2	KY (Feb 16)
V	KY (Feb 18)
VI-1	
VI-2	Personnel
VII	1
VIII	3
IX-1	CA (Jan 8)
IX-2	CA (Mar 6)
X	2

REGIONAL BREAKDOWN				
	JFO	DR	EM	JRO
I	3	12	0	0
II	4	6	0	2
III	2	7	1	0
IV	8	29	7	1
V	0	0	0	0
VI	2	5	0	3
VII	4	14	0	0
VIII	2	3	0	0
IX	2	5	0	0
X	5	11	0	0



IM Workforce

14,178 (-22) Assigned
5,681 (+761) Unavailable
6,858 (-84) Deployed

12% (-5) / 1,638 (-699) Available

IM Cadre Availability

20 Cadres ≤ 25% Availability

Alternative Dispute Resolution: 15% ((5/13); Civil Rights: 14% (24/175); Disaster Field Training Operations: 10% (10/96); Disability Integration: 11% (4/38); Disaster Survivor Assistance: 15% (192/1,320); External Affairs: 4% (16/392); Environmental Planning and Historic Preservation: 8% (68/878); Field Leadership: 12% (17/146); Financial Management: 21% (47/221); Hazard Mitigation: 7% (85/1,199); Human Resources: 12% (21/180); Individual Assistance: 7% (172/2,700); Interagency Recovery Coordination: 20% (69/347); Information Technology: 9% (66/727); Logistics: 12% (202/1,695); Operations: 14% (52/373); Public Assistance: 6% (138/2,262); Planning: 7% (34/467); Safety: 4% (4/95); Security: 8% (10/134)

MERS

≥ 66%

36 Assigned
0 Unavailable
0 (-1) Deployed

36 (+1) Available

US&R

≥ 66%

28 Assigned
2 (+1) Unavailable
0 Deployed

26 (-1) Available

FCO

≤ 1 Type I

50 Assigned
4 Unavailable
44 (27 FCOR) Deployed

2 Available

Joint Preliminary Damage Assessments

Region	State / Location	Incident	IA	Number of Counties		Start - End
			PA	Requested	Complete	
III	VA	Flooding, Severe Storms, Tornadoes, and Winter Storms Feb 10 and continuing	IA	11	11	2/18 - 2/28
			PA	12	0	2/24 - TBD
IV	TN	Severe Weather and Flooding Feb 15-16	IA	3	0	3/6 - TBD
			PA	0	0	N/A
VI	MCN*	Winter Weather and Freezing Temperatures Feb 19-21	IA	0	0	N/A
			PA	1	0	2/26 - TBD

*Muscogee (Creek) Nation



FEMA

Declaration Requests in Process – 6

State / Tribe / Territory – Incident Description	Type	IA	PA	HM	Requested
NY – Severe Storms, Tornadoes, Straight-line Winds, and Flooding	EM		X		Jul 20
CA – Park and Borel Fires (Appeal)	DR	X	X	X	Dec 2
OK – Severe Storms, Straight-line Winds, Tornadoes, and Flooding	DR	X		X	Dec 20
WA – Severe Storms, Straight-line Winds, Flooding, Landslides, and Mudslides	DR		X	X	Jan 14
KY – Severe Winter Storms and Snowstorms	DR		X	X	Jan 30
VA – Severe Winter Storms, Tornadoes, and Flooding	DR	X	X	X	Feb 26



FEMA



FEMA

Helping people before, during, and after disasters.



Scan to subscribe to this briefing.