

The Disaster Center is dedicated to the idea that disaster mitigation is cost effective and individuals pursuing their own interest are the greatest potential force for disaster reduction.

Please consider making a small donation to the Disaster Center



When disaster mitigation is cost effective, we are on the road to bringing disasters to an end.



FEMA

Daily Operations Briefing

Friday, March 13, 2020

8:30 a.m. ET

National Current Operations & Monitoring



FEMA

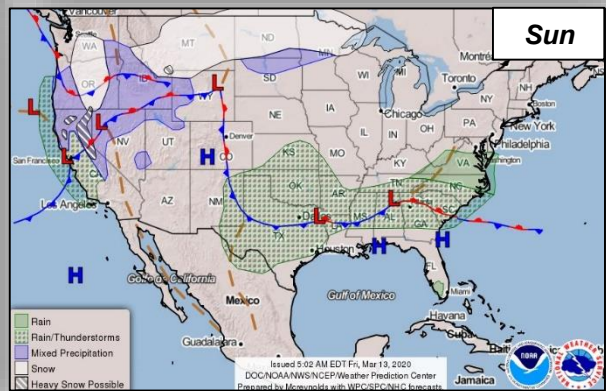
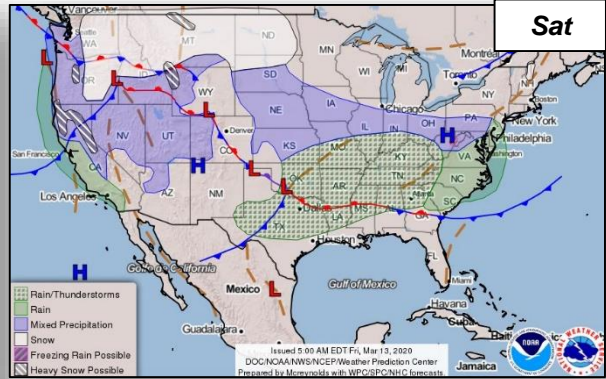
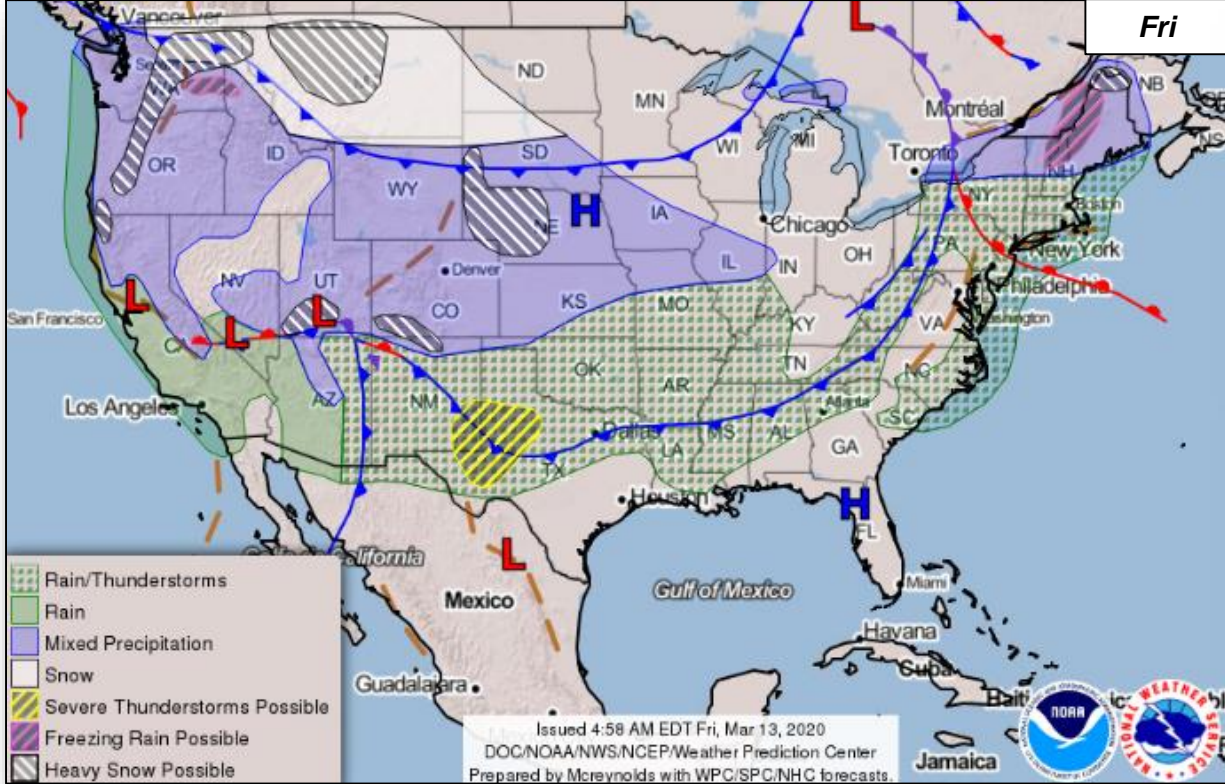
Significant Incidents or Threats:

- COVID-19
- Severe thunderstorms possible in the Southern Plains
- Flash flooding possible in the Southwest
- Heavy snow across the Northern High Plains, Central Plains, and higher elevations of the Rockies

Declaration Activity:

- Approval: Major Disaster – FEMA-DR-4478-Mississippi

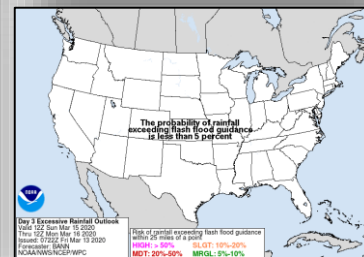
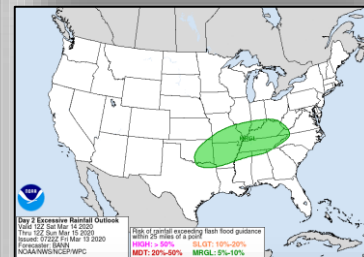
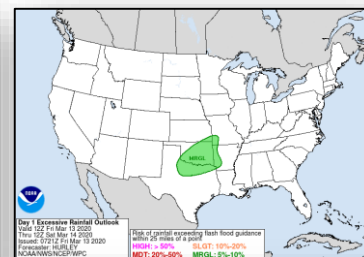
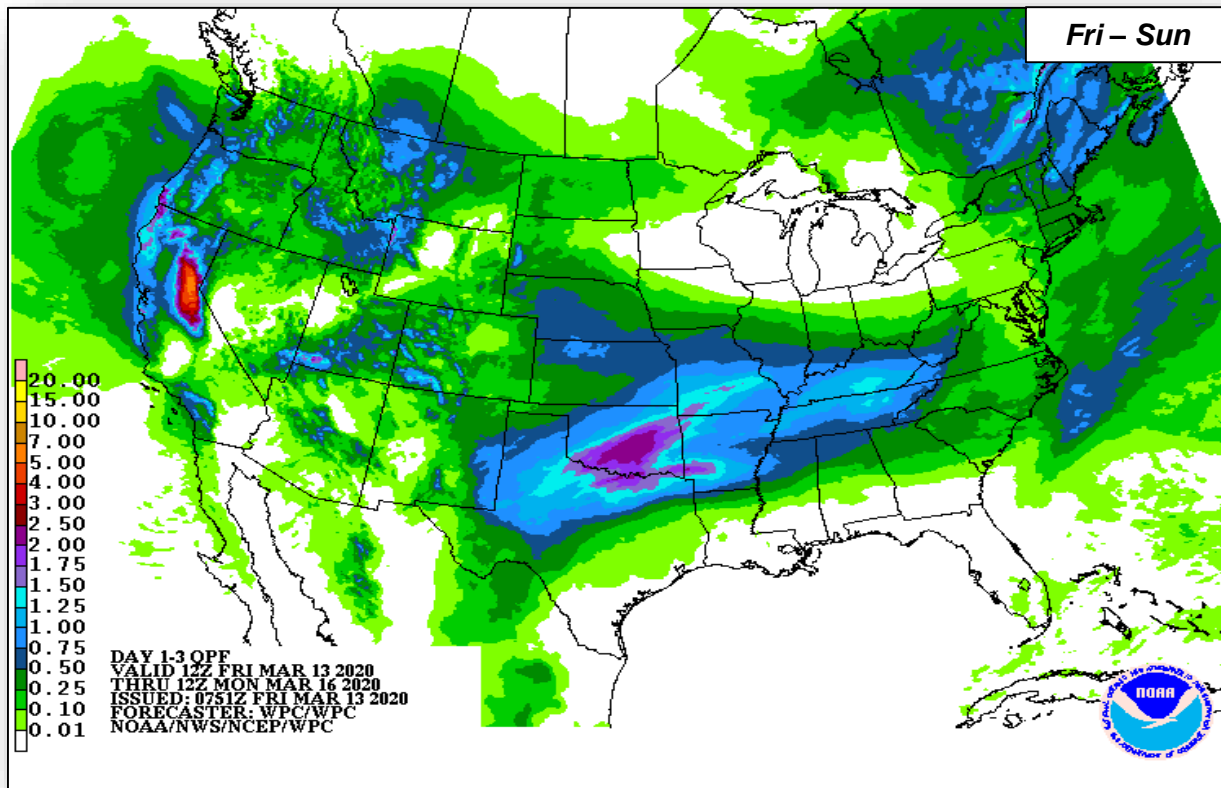
National Weather Forecast



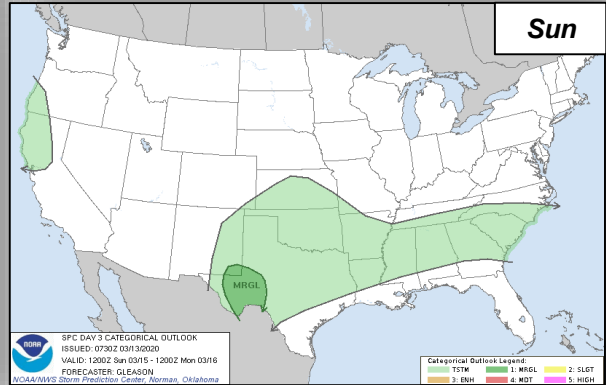
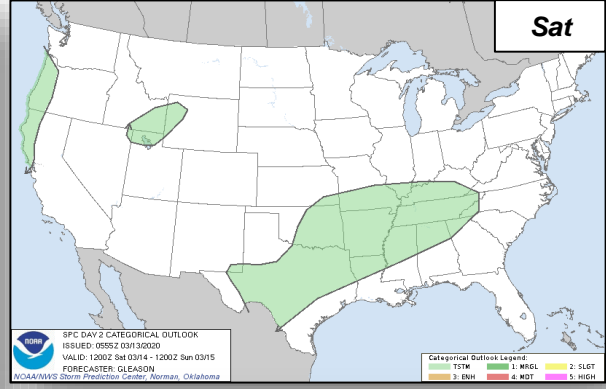
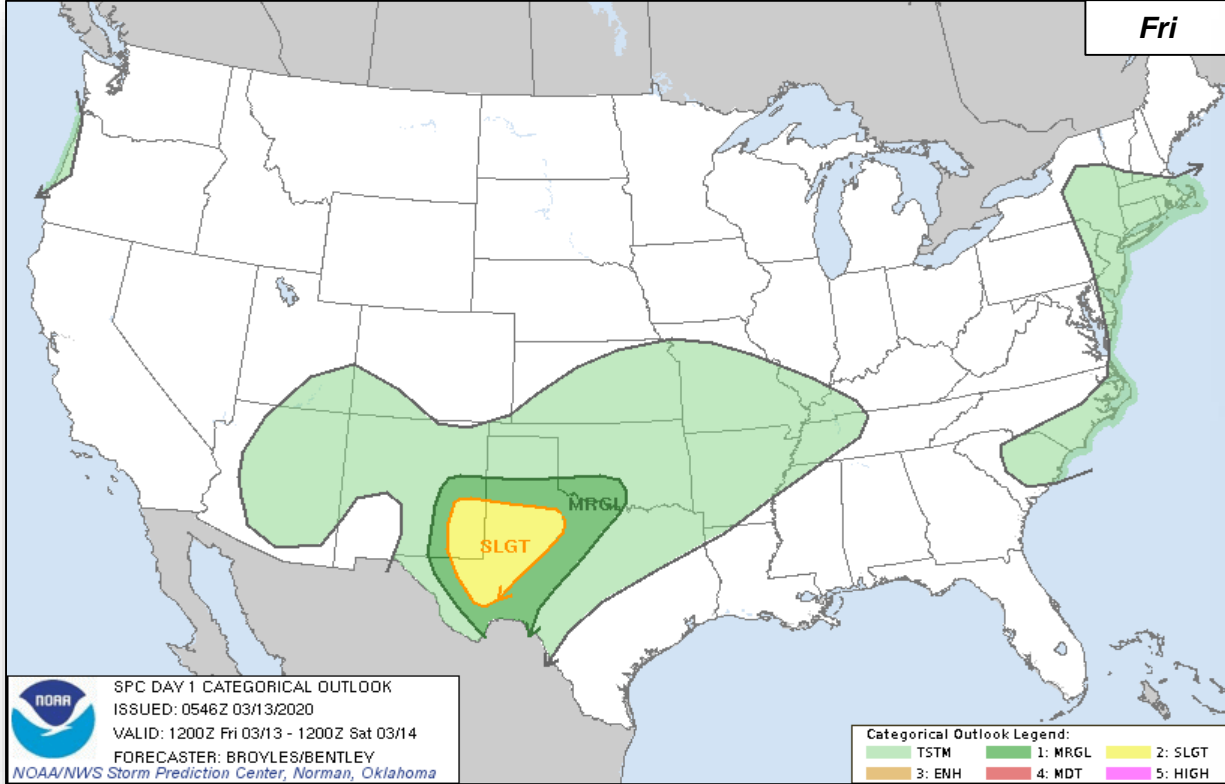
Precipitation & Excessive Rainfall



FEMA



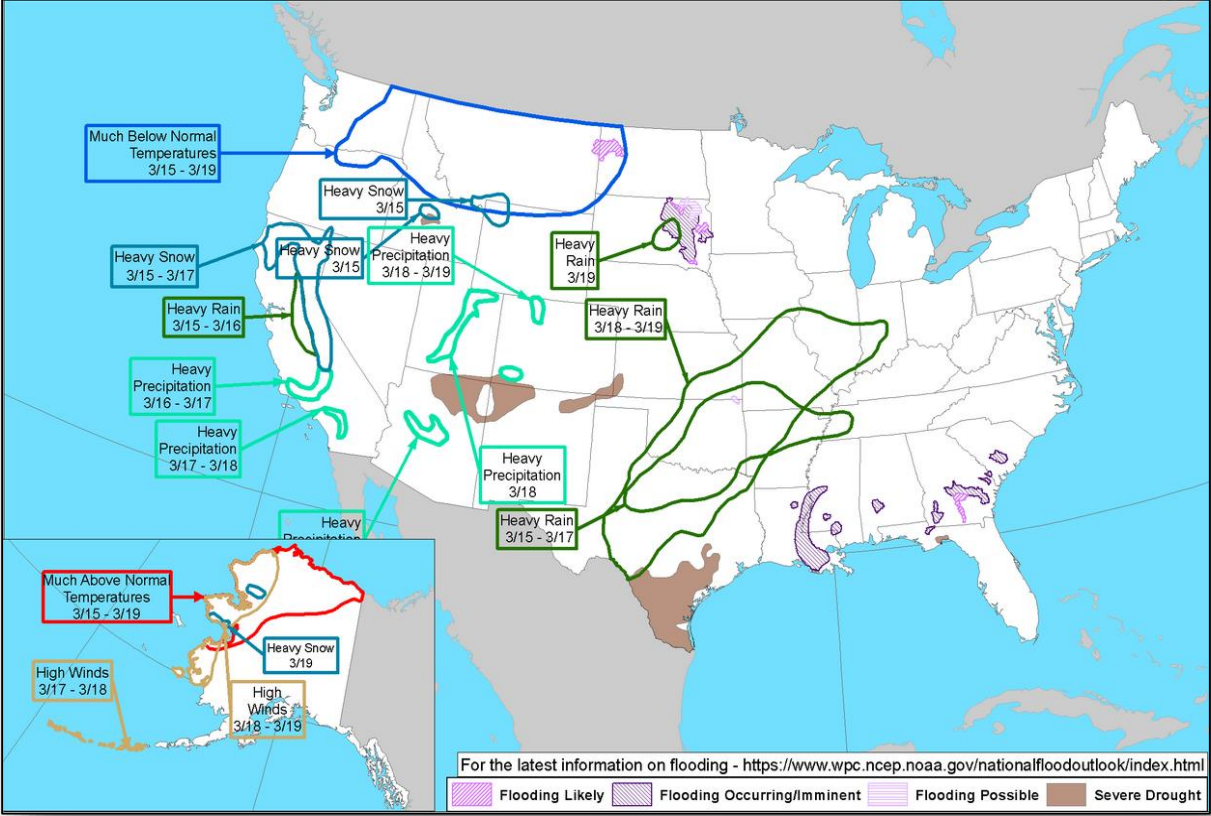
Severe Weather Outlook



Hazards Outlook – Mar 15-19



FEMA



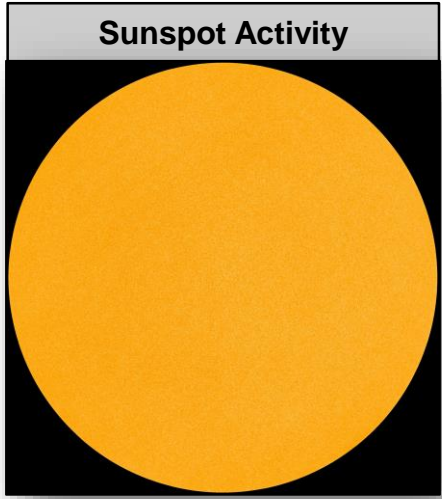

Space Weather



FEMA

	Space Weather Activity	Geomagnetic Storms	Solar Radiation	Radio Blackouts
Past 24 Hours	None	None	None	None
Next 24 Hours	None	None	None	None

For further information on NOAA Space Weather Scales refer to: <http://www.swpc.noaa.gov/noaa-scales-explanation>



Joint Preliminary Damage Assessments



FEMA

Region	State / Location	Event	IA/PA	Number of Counties		Start – End
				Requested	Completed	
IV	KY	Severe Storms & Flooding Feb 3	IA	4	4	2/26 – 2/28
			PA	28	22	2/25 – TBD
	MS	Severe Storms, Flooding, & Mudslides Feb 10-18	IA	0	0	N/A
			PA	14	11 (+5)	3/5 – TBD
	NC	Severe Storms, Flooding, Tornadoes, & Straight-line Winds; Feb 5-9	IA	0	0	N/A
			PA	19	0	3/9 – TBD
	SC	Severe Weather & Flooding Feb 6	IA	1	1	2/17 – 2/20
			PA	11	8 (+1)	2/17 – TBD

Declaration Approved



Declaration: Major Disaster FEMA-4478-DR-MS for Mississippi
Requested: Feb 10

Approved: Mar 12

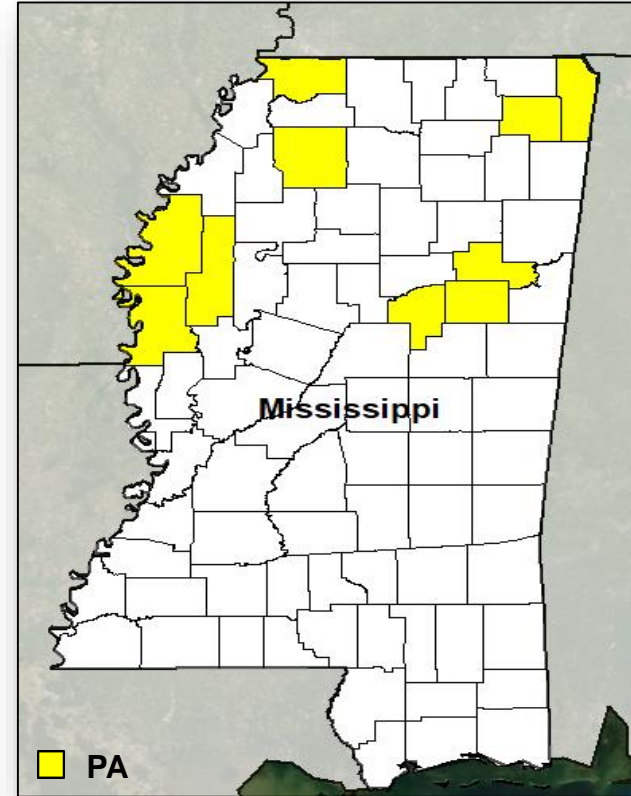
Incident: Severe Storms, Tornadoes, Straight-line Winds, and Flooding

Incident Period: Jan 10-11

Provides:

- **PA Only:** 10 Counties
- **Hazard Mitigation:** Statewide

FCO: Terry L. Quarles



Declaration Requests in Process – 4



FEMA

State / Tribe / Territory – Incident Description	Type	IA	PA	HM	Requested
TX – Severe Storms, Straight-line Winds, and Tornadoes	DR		X	X	Jan 13
MS – Severe Storms, Tornadoes, Straight-line Winds, and Flooding – APPROVED (Mar 12)	DR		X	X	Feb 10
AR – Severe Storms, Straight-line Winds, and Tornadoes (Appeal)	DR		X	X	Feb 20
SC – Severe Storms, Tornadoes, Straight-line Winds, and Flooding	DR	X	X	X	Mar 5
OR – Severe Storms, Flooding, Landslides, and Mudslides	DR	X	X	X	Mar 6

FEMA Common Operating Picture

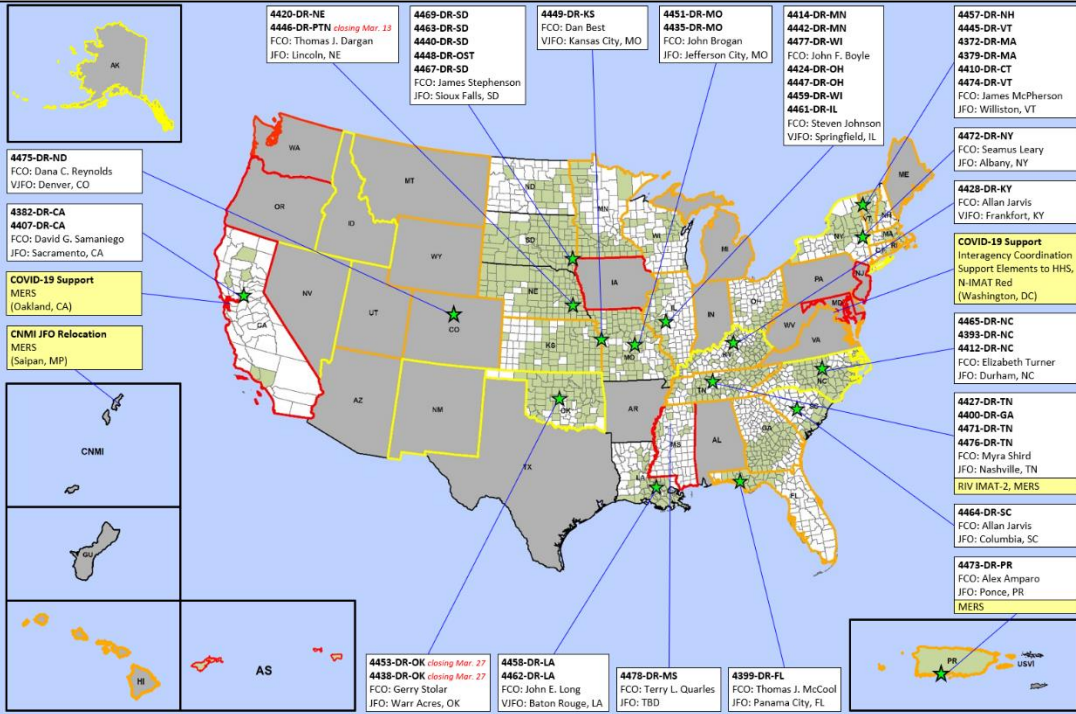


FEMA HQ	
NWC	NRCC
Monitoring	ROC

FEMA REGIONS		
WATCH	RRCC	
Monitoring	I	Rostered
Monitoring	II	Rostered
Monitoring	III	Rostered
Alt. Location	IV	Rostered
Enhanced	V	Rostered
Monitoring	VI	Rostered
Monitoring	VII	Rostered
Monitoring	VIII	Rostered
Monitoring	IX	Rostered
Enhanced	X	Rostered

Major Disasters (DR): 43
 Emergency Disasters (EM): 0
 JFOs: 12 / VJFOs: 5
 Staging Area
 Distribution Center (DC)
 Declared County
 Fully Activated
 Partially Activated
 Monitoring

As of 8:00 a.m. ET March 13, 2020
 Created by FEMA NWC



Region	State
I	CT, MA, ME, RI, VT
II	NJ, NY, PR
III	DC, DE, MD, PA, VA, WV
IV	FL, GA, KY, MS, NC, TN
V	IL, IN, MI, MN, OH
VI	NM, OK
VII	IA, KS
VIII	CO, MT, UT, WY
IX	CA, HI, NV
X	AK, ID, OR, WA
Total	40 (+5)

NIMATs	
2 Teams	
Red	DC
Blue	
Gold	
R-IMATs	
≥ 7 Teams	
I	1
II	
III	
IV-1	
IV-2	TN
V	
VI-1	
VI-2	
VII	2
VIII	
IX-1	
IX-2	
X	3
FMC	PMC
NMC	Deployed

Notes:
COVID-19
 ROC (days / M-F)
 RIV: (alt. location)
 RV: (days / M-F)
 RX: (days)

AS: Measles
 GA: Flooding
 MS: Flooding
 PR: Earthquake
 TN: Tornadoes

Team:	US&R	MERS	FCOs	FDRCS	IM WORKFORCE
Status	>66%	>66%	≤ 1 Type I	<2	
Assigned:	28	36	46	11	13,973 ▼
Unavailable:	0	0	1 (+1)	0	3,837 ▲
Deployed:	0	4	37	10	5,755 ▼
Available:	28	32	8 (-1)	1	4,381 / 31% ▲

IM CADRE AVAILABILITY SUMMARY	
Cadres with 25% or Less Availability	
EHP 19% (115/617);	FL 22% (36/163);
HM 25% (310/1,222);	PA-NEW 17% (520/3,047);
SEC 25% (34/135)	



FEMA

FEMA's mission is helping people before, during, and after disasters.

Click [here](#) to subscribe to this briefing.