

FEMA National Watch Center

Daily Operations Briefing

Wednesday, March 12, 2025

8:30 a.m. ET



FEMA

National Current Ops / Monitoring

New Significant Incidents / Ongoing Ops

- No new significant incidents / operations

Hazard Monitoring

- Severe Thunderstorms – Southern Plains to Lower Mississippi Valley
- Critical Fire Weather – New Mexico, Texas
- Heavy Snow – California, Pacific Northwest, Northern Intermountain
- Flash Flooding – southern California

Disaster Declaration Activity

- Three amendments issued

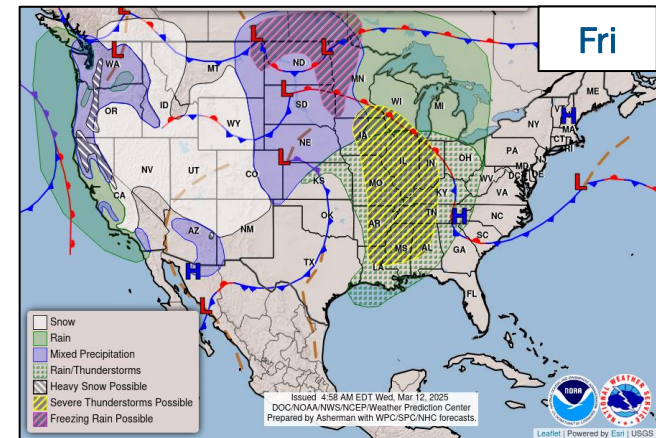
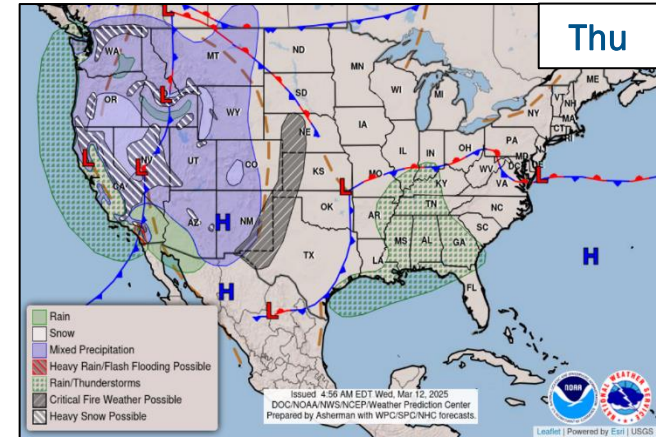
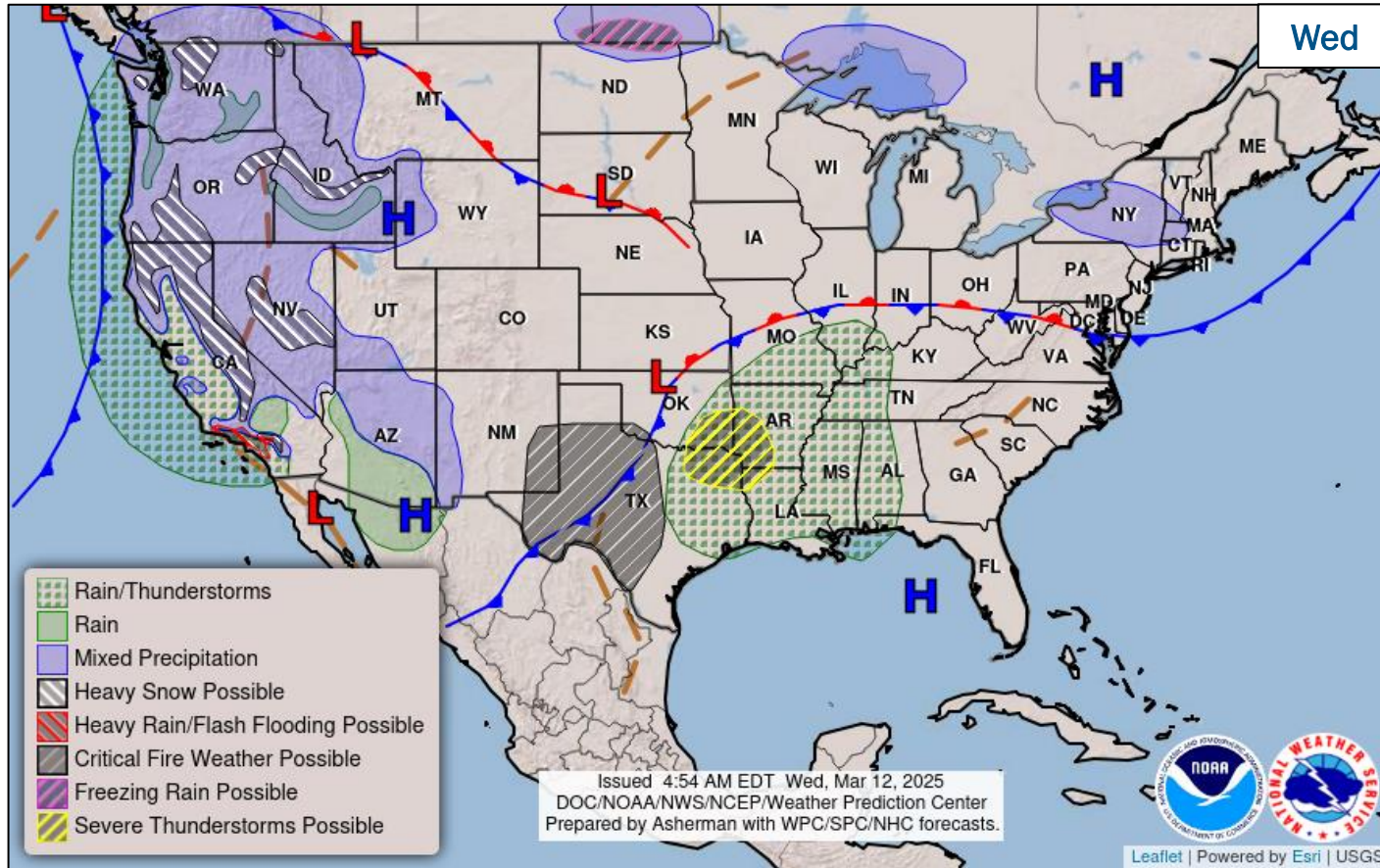
Event Monitoring

- No new significant events



FEMA

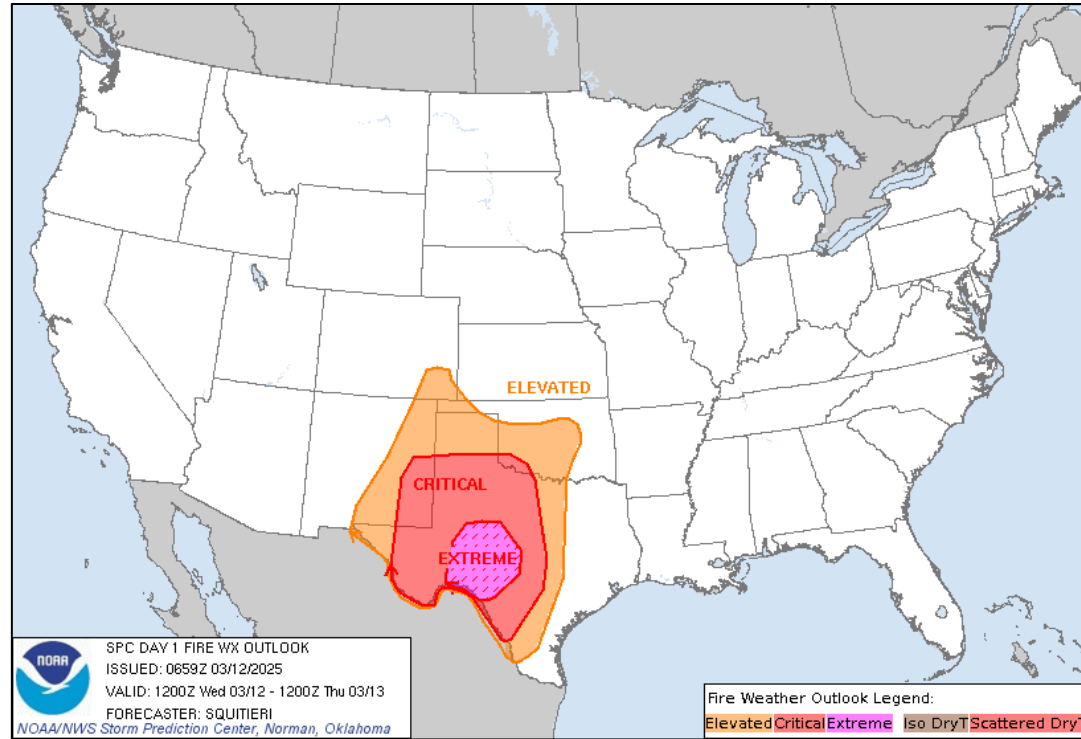
National Weather Forecast



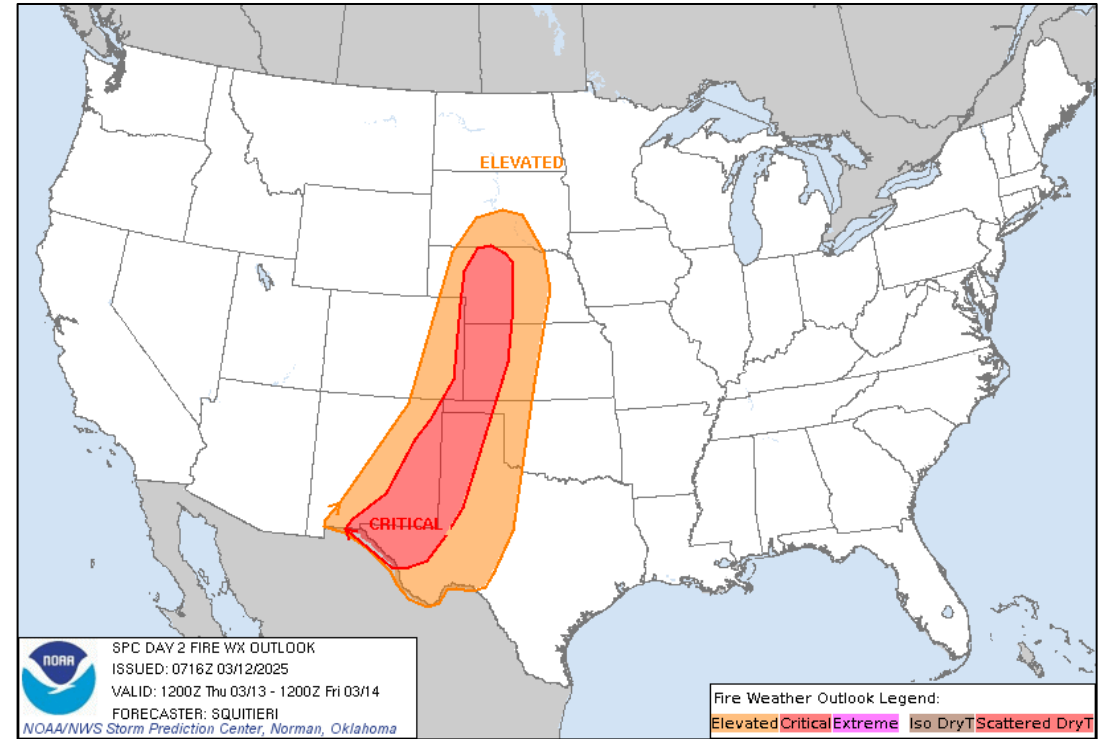
FEMA

National Watch Center

Fire Weather Outlook



Today



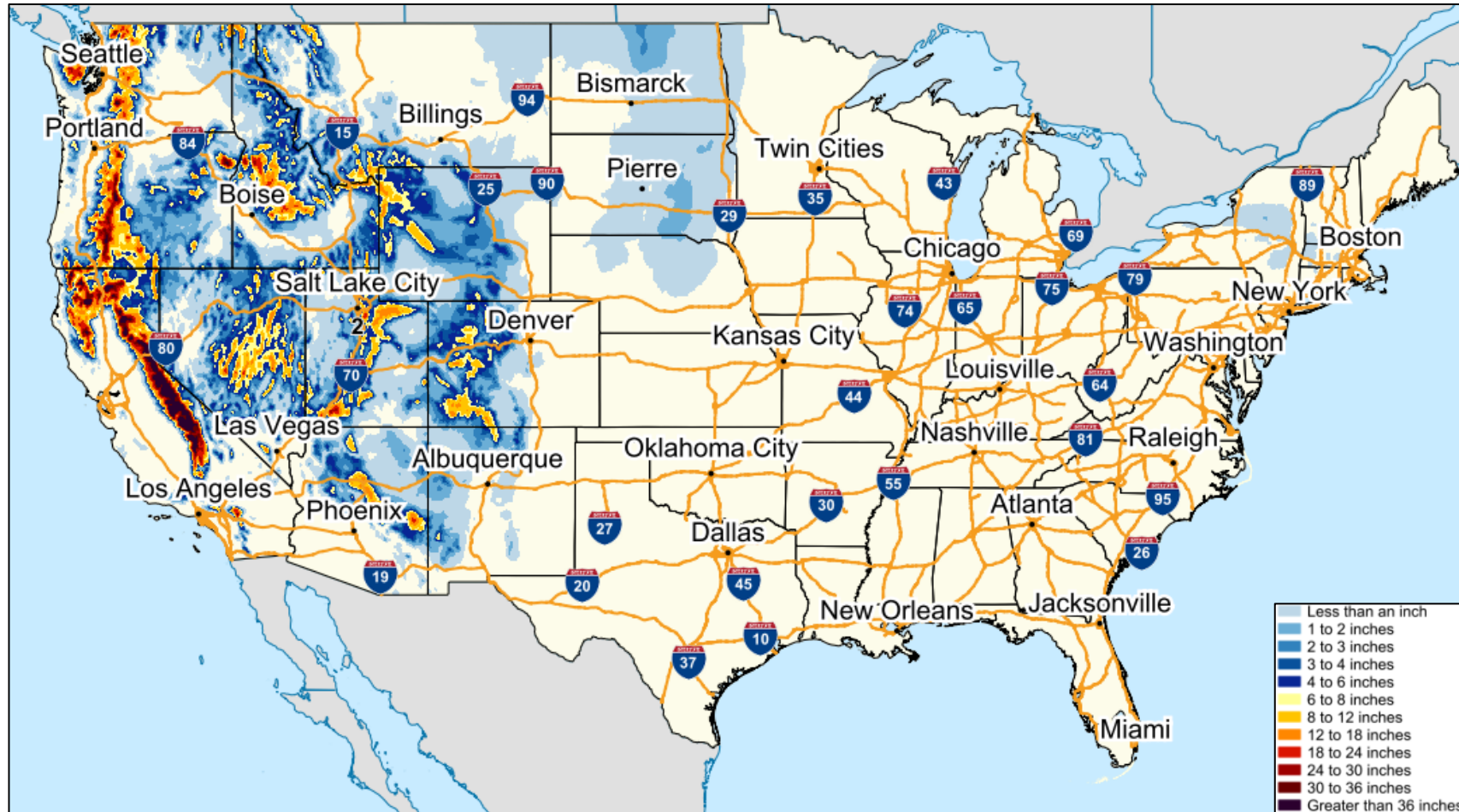
Tomorrow



FEMA

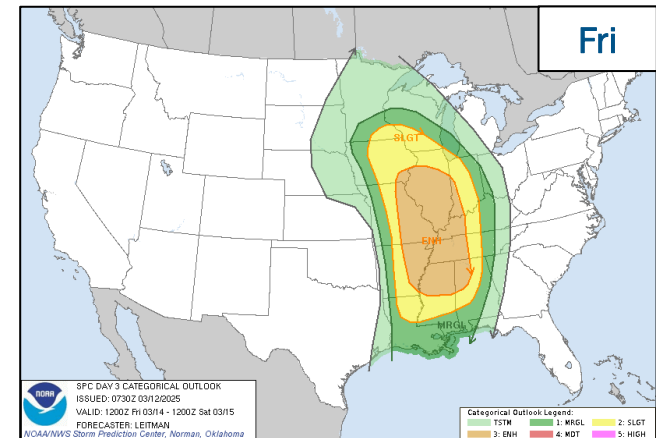
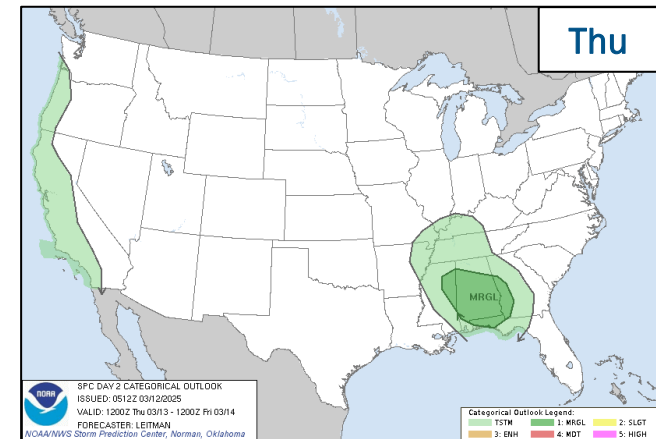
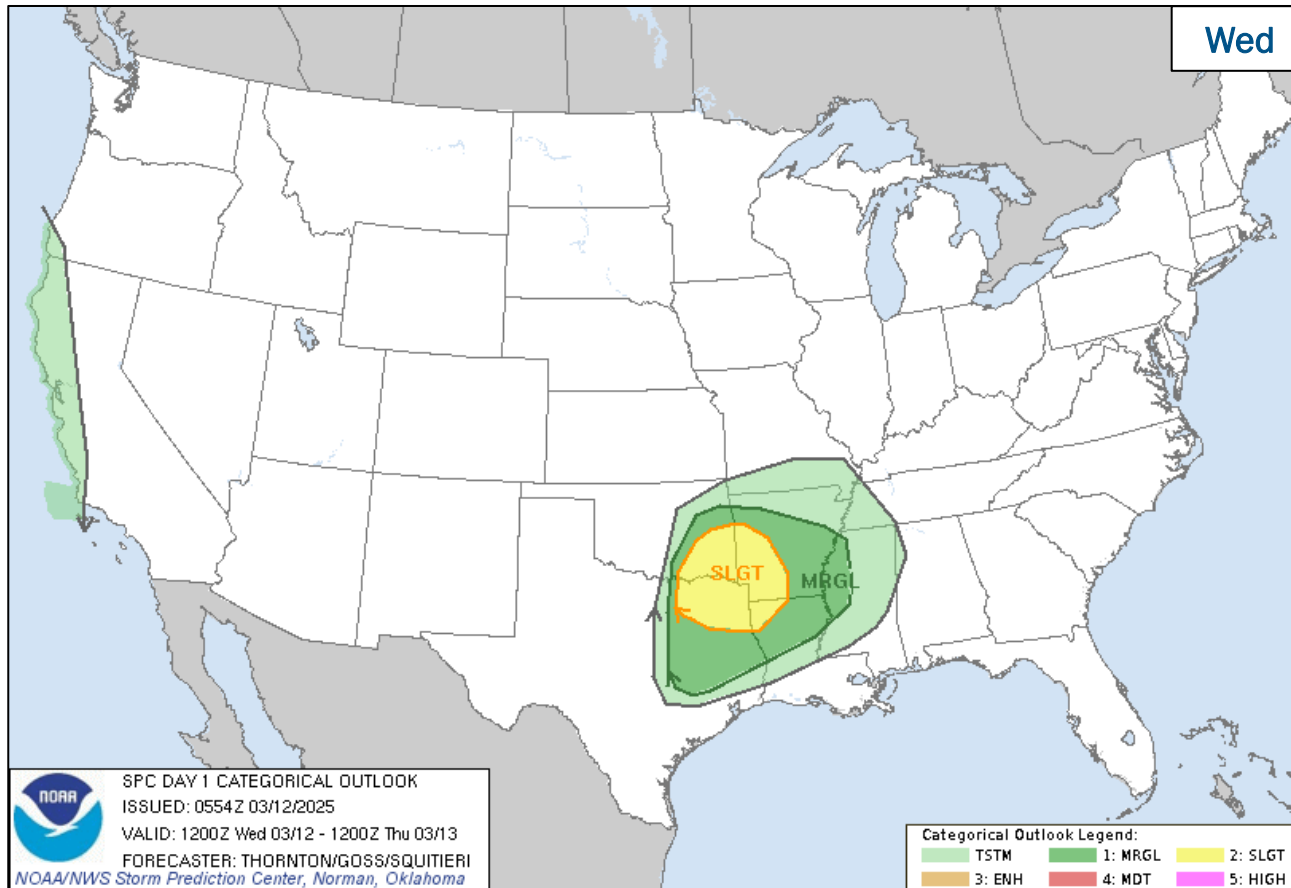
National Watch Center

Snowfall Forecast



FEMA

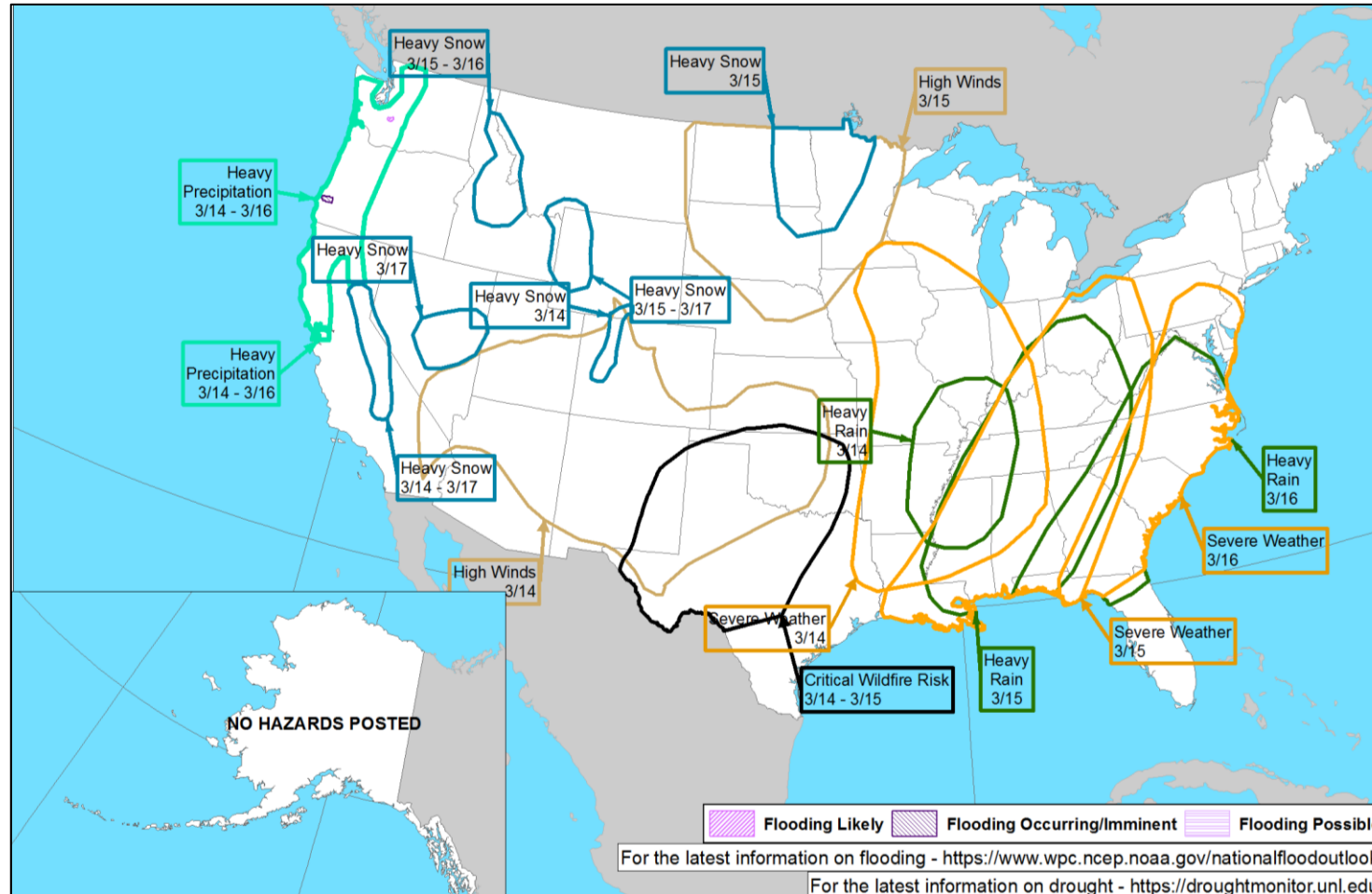
Severe Weather Outlook



FEMA

National Watch Center

Hazards Outlook – Mar 14-18



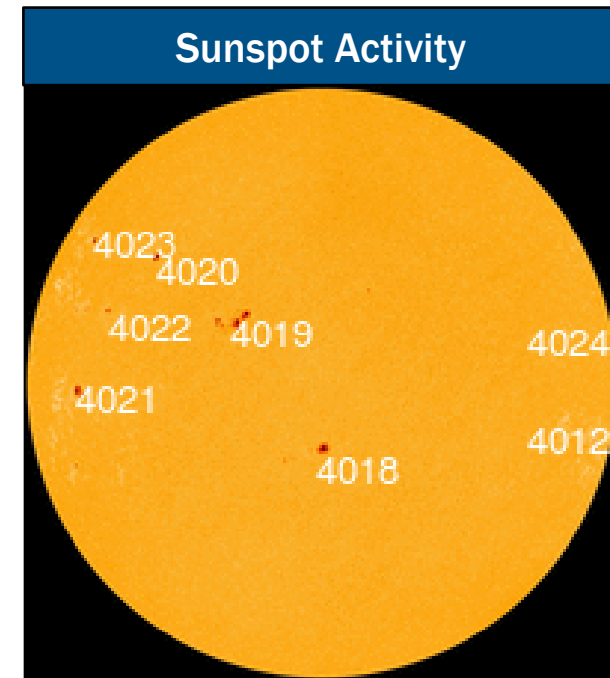
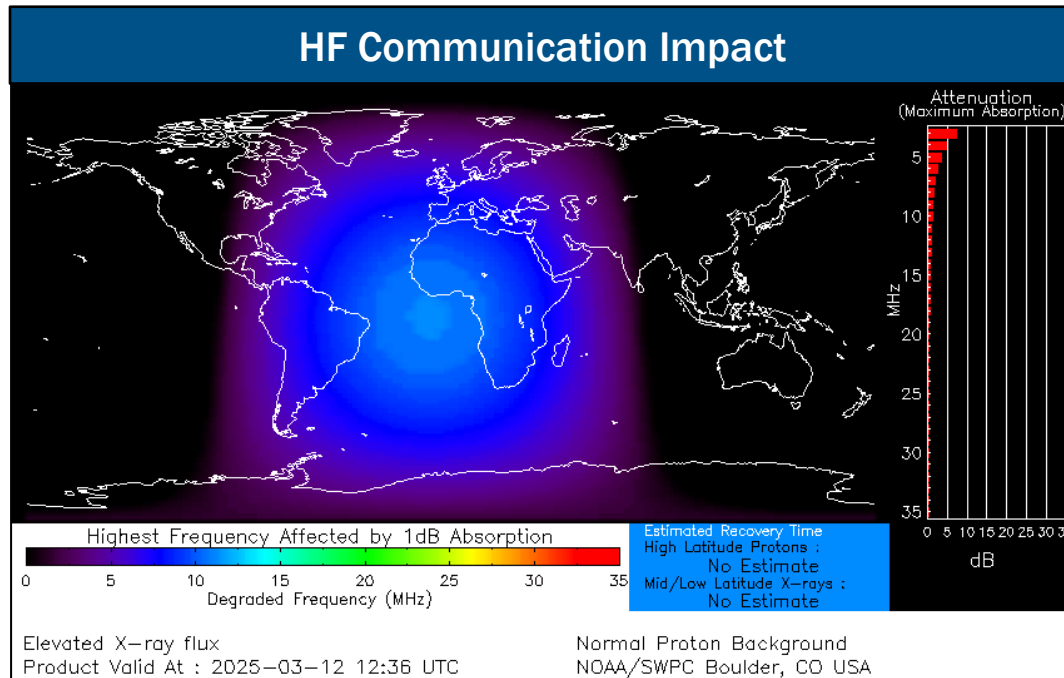
FEMA

National Watch Center

Space Weather Outlook

Minor	Space Weather Activity	Geomagnetic Storms	Solar Radiation	Radio Blackouts
Past 24 Hours	Minor	None	None	R1
Next 24 Hours	None	None	None	None

For further information on NOAA Space Weather Scales refer to: <http://www.swpc.noaa.gov/noaa-scales-explanation>
 For further information on Sunspot Activity refer to: <https://www.swpc.noaa.gov/phenomena/sunspotssolar-cycle>



FEMA

FEMA Common Operating Picture

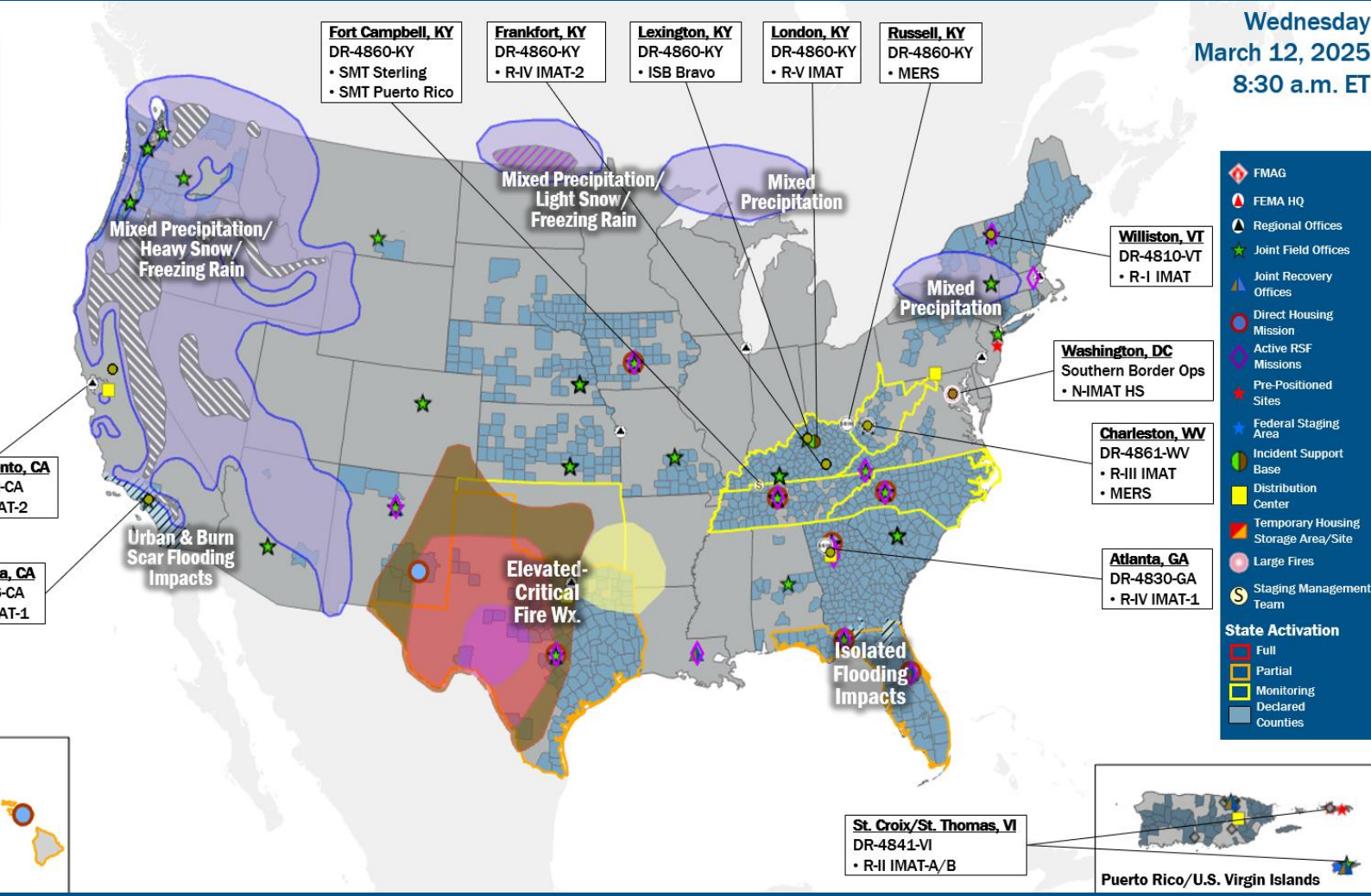
32 Joint Field Offices **Supporting** **92 + 8** Major Disasters Emergency Declarations **12** Direct Housing Missions **28** RSF-Supported Disasters **6** Joint Recovery Offices

Wednesday
March 12, 2025
8:30 a.m. ET

FEMA HQ	
NWC	NRCC
Monitoring	Steady State
FEMA REGIONS	
Watch	RRCC
Monitoring I	Rostered
Monitoring II	Rostered
Monitoring III	Rostered
Monitoring IV	Rostered
Monitoring V	Rostered
Monitoring VI	Rostered
Monitoring VII	Rostered
Monitoring VIII	Rostered
Monitoring IX	Rostered
Monitoring X	Rostered
Notes:	
NRCC/RWCs/RRCCs: • NSTR	State EOCs: • HI/TX: Wildfires • NC/TN/WV: Winter Storms • NC: TC Helene • KY/OK: Severe Weather • FL/TN: Previous Incidents
Volunteer Force	
Rostered 7,960	Deployed 1
Surge Capacity Force	
Rostered 8,935	Deployed 0

N-IMATs	
2-5 Teams Available	
Red	
White	
Blue	
Gold	
HS	DC (Jan 28)
R-IMATs	
4-6 Teams Available	
I	VT (Jan 6)
II	VI (Oct 30)
III	WV (Feb 28)
IV-1	GA (Oct 5)
IV-2	KY (Feb 16)
V	KY (Feb 18)
VI-1	
VI-2	Personnel
VII	1
VIII	3
IX-1	CA (Jan 8)
IX-2	CA (Mar 6)
X	2

REGIONAL BREAKDOWN				
	JFO	DR	EM	JRO
I	3	12	0	0
II	4	6	0	2
III	2	7	1	0
IV	8	29	7	1
V	0	0	0	0
VI	2	5	0	3
VII	4	14	0	0
VIII	2	3	0	0
IX	2	5	0	0
X	5	11	0	0



Legend:

- FMAG
- FEMA HQ
- Regional Offices
- Joint Field Offices
- Joint Recovery Offices
- Direct Housing Mission
- Active RSF Missions
- Pre-Positioned Sites
- Federal Staging Area
- Incident Support Base
- Distribution Center
- Temporary Housing Storage Area/Site
- Large Fires
- Staging Management Team

State Activation:

- Full
- Partial
- Monitoring
- Declared
- Countries

IM Workforce

14,200 (-2) Assigned
4,920 (-4) Unavailable
6,943 (+16) Deployed

17% / 2,337 (-14) Available

IM Cadre Availability

19 Cadres ≤ 25% Availability

Civil Rights: 18% (32/179); Disaster Field Training Operations: 23% (23/98); Disability Integration: 13% (5/39); Disaster Survivor Assistance: 22% (288/1,303); External Affairs: 7% (26/396); Environmental Planning and Historic Preservation: 13% (114/883); Field Leadership: 11% (16/145); Financial Management: 23% (50/221); Hazard Mitigation: 11% (129/1,224); Human Resources: 14% (26/180); Individual Assistance: 13% (342/2,652); Interagency Recovery Coordination: 23% (79/342); Information Technology: 19% (138/713); Logistics: 12% (209/1,694); Operations: 16% (60/372); Public Assistance: 13% (292/2,308); Planning: 9% (42/468); Safety: 15% (14/94); Security: 10% (13/136)

MERS
≥ 66%

36 Assigned
0 Unavailable
1 Deployed

35 Available

US&R
≥ 66%

28 Assigned
1 Unavailable
0 Deployed

27 Available

FCO
≤ 1 Type I

50 Assigned
4 Unavailable
44 (27 FCOR) Deployed

2 Available

Joint Preliminary Damage Assessments

Region	State / Location	Incident	IA	Number of Counties		Start - End
			PA	Requested	Complete	
III	VA	Flooding, Severe Storms, Tornadoes, and Winter Storms Feb 10 and continuing	IA	11	11	2/18 - 2/28
			PA	12	0	2/24 - TBD
IV	TN	Severe Weather and Flooding Feb 15-16	IA	3	0	3/6 - TBD
			PA	0	0	N/A
VI	LA	Winter Weather January 20-23	IA	0	0	N/A
			PA	49 (+27)	49 (+49)	2/12 - 3/4
	MCN*	Winter Weather and Freezing Temperatures Feb 19-21	IA	0	0	N/A
			PA	1	0	2/26 - TBD

*Muscogee (Creek) Nation



FEMA

National Watch Center

Declaration Requests in Process – 6

State / Tribe / Territory – Incident Description	Type	IA	PA	HM	Requested
NY – Severe Storms, Tornadoes, Straight-line Winds, and Flooding	EM		X		Jul 20
CA – Park and Borel Fires (Appeal)	DR	X	X	X	Dec 2
OK – Severe Storms, Straight-line Winds, Tornadoes, and Flooding	DR	X		X	Dec 20
WA – Severe Storms, Straight-line Winds, Flooding, Landslides, and Mudslides	DR		X	X	Jan 14
KY – Severe Winter Storms and Snowstorms	DR		X	X	Jan 30
VA – Severe Winter Storms, Tornadoes, and Flooding	DR	X	X	X	Feb 26



FEMA

Declaration Amendments

Declaration	Number	Issued	Action
FEMA-4783-DR-WV	2	Feb 21	Appoints Mark K. O'Hanlon as the FCO
FEMA-4787-DR-WV	4	Feb 21	Appoints Mark K. O'Hanlon as the FCO
FEMA-4861-DR-WV	2	Mar 11	Closes the incident period effective February 18, 2025.



FEMA



FEMA

Helping people before, during, and after disasters.



Scan to subscribe to this briefing.