

FEMA National Watch Center

Daily Operations Briefing

Saturday, March 11, 2023

8:30 a.m. ET



FEMA

National Current Ops / Monitoring

New Significant Incidents / Ongoing Ops

- Heavy Rain and Flooding – California

Hazard Monitoring

- Severe Thunderstorms – Southern Plains to the Lower Mississippi Valley
- Heavy Rain and Flash Flooding – California and the Lower Mississippi Valley
- Heavy Snow – California, Central Rockies, and the Northern Plains to the Upper Mississippi Valley
- Freezing Rain – Central Plains to the Middle Mississippi Valley
- Mixed Precipitation – Pacific Northwest to the Mid-Atlantic

Disaster Declaration Activity

- Approval: Emergency Declaration – CA

Event Monitoring

- No significant events



FEMA

Heavy Rain and Flooding – California

Current Situation: A period of rain will continue across much of Central California through this morning. Excessive rainfall / rapid onset flooding risk is expected to elevate again for portions of Central and Northern California tonight into tomorrow as a moderately strong atmospheric river and warm front move into the region. Another series of storms will impact the state Monday through mid to late week, bringing additional heavy rain, snow, and strong winds as well as the potential for additional flooding.

Lifeline Impacts: (RIX DSAR 1:15 p.m. ET)

Safety and Security:

- Mandatory Evacuations Orders: 589 residents in 3 Counties
- Evacuation Warnings: 39,529 residents in 12 Counties
- Flash Flood Warnings in effect for Kern, Madera, and Tulare counties

Food, Water, Sheltering: (Red Cross Shelter Report 7:00 a.m. ET)

- 30 (+15) shelters open with 273 (+215) occupants

Energy: (Eagle-I, as of 8:00 a.m. ET)

- 35k (-4k) customers without power statewide; County most affected: Monterey; 18k (10%)

Transportation:

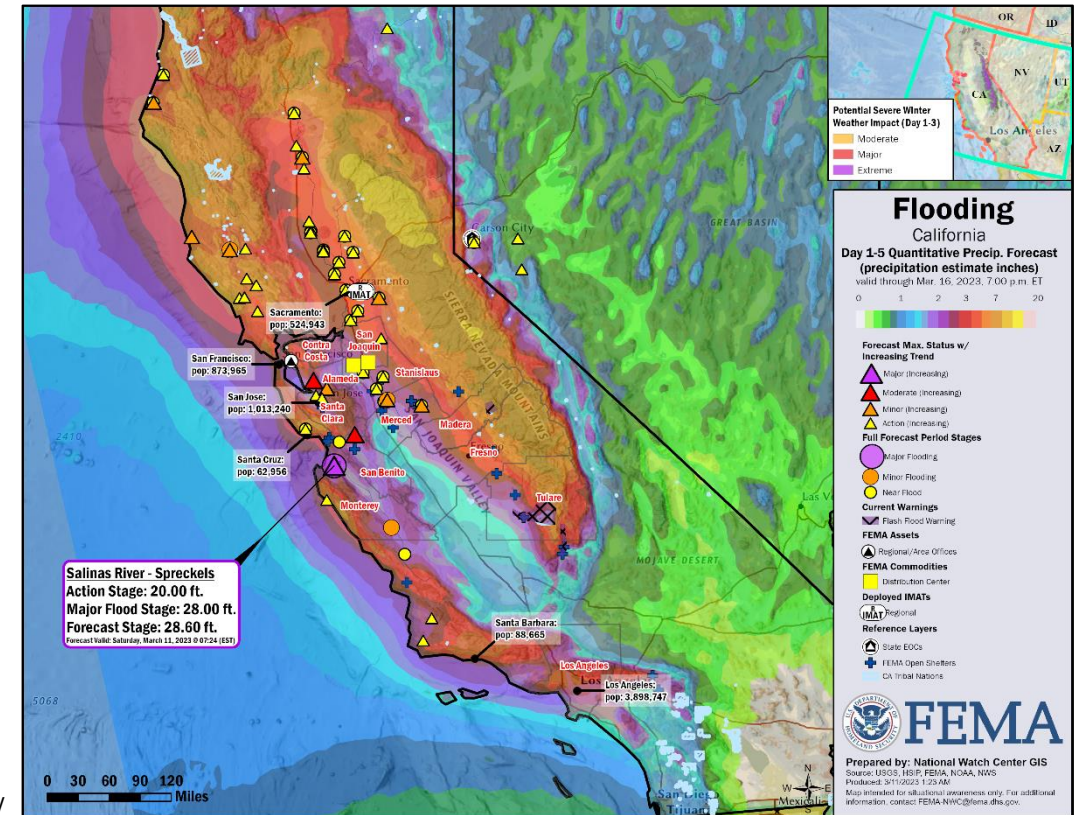
- Multiple closures of major ground transportation routes across the state

State / Local Response:

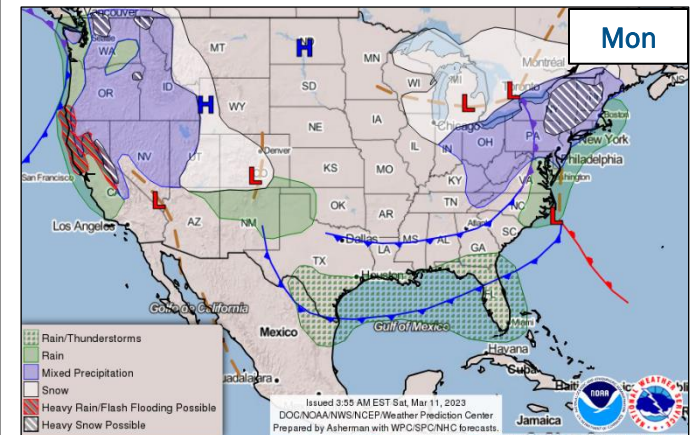
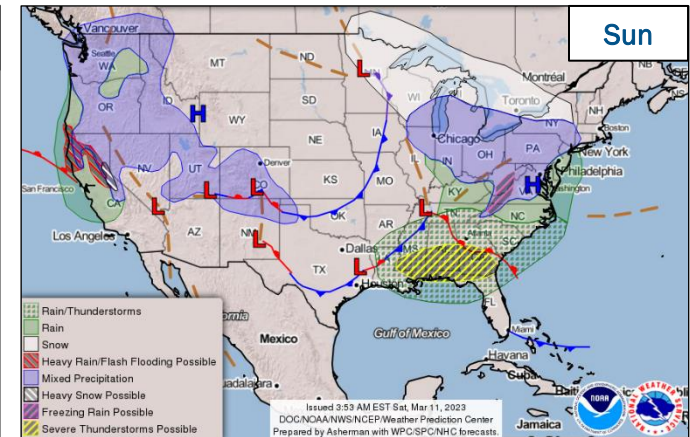
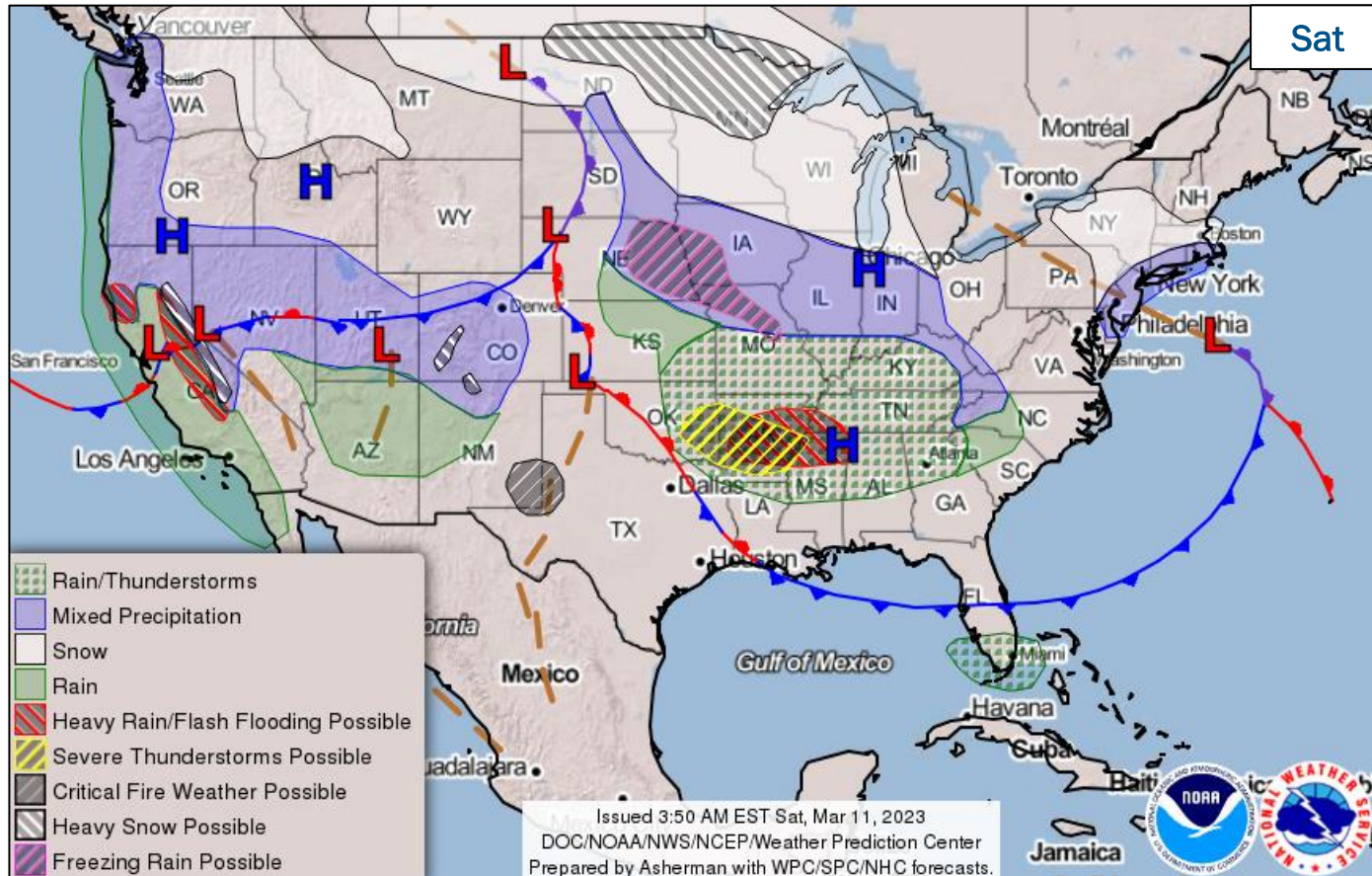
- CA EOC at Full Activation (COVID-19, Seismic Activity, Flooding)
- CA requested 500k sandbags, the Governor declared a state of emergency for 21 counties
- Approved: FEMA-EM-3592-CA on Mar 10 for 34 counties

FEMA / Federal Response:

- FEMA Region IX IMAT-1 and IMAT-2 deployed to CA EOC; 1 LNO deployed to CA, 1 LNO deploying to NV
- Region IX FEMA ISB and SMT deployed to Tracy, CA, arriving NLT Mar 12, 3:00 p.m. ET
- USACE is coordinating with CA; sourcing sandbags
- The US&R Red IST rostered and prepared to deploy with full water rescue capability
- The NWC and Region IX RWC in coordination with CA & NV EOCs continue to monitor



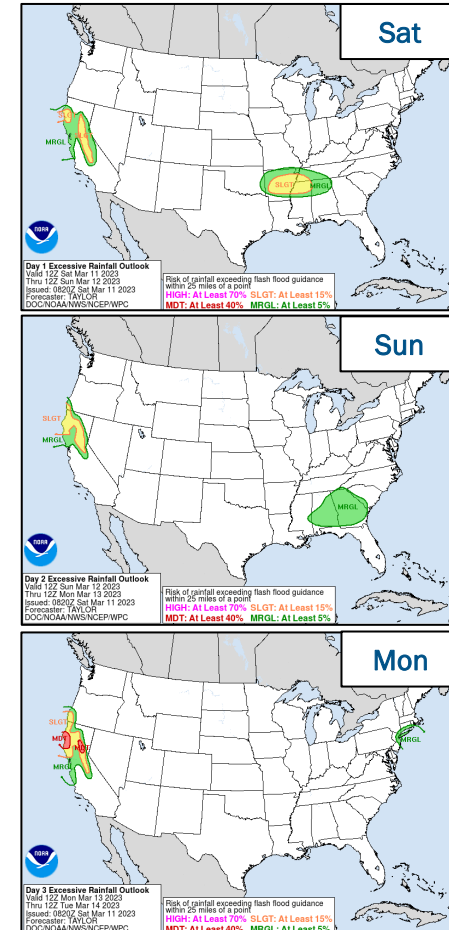
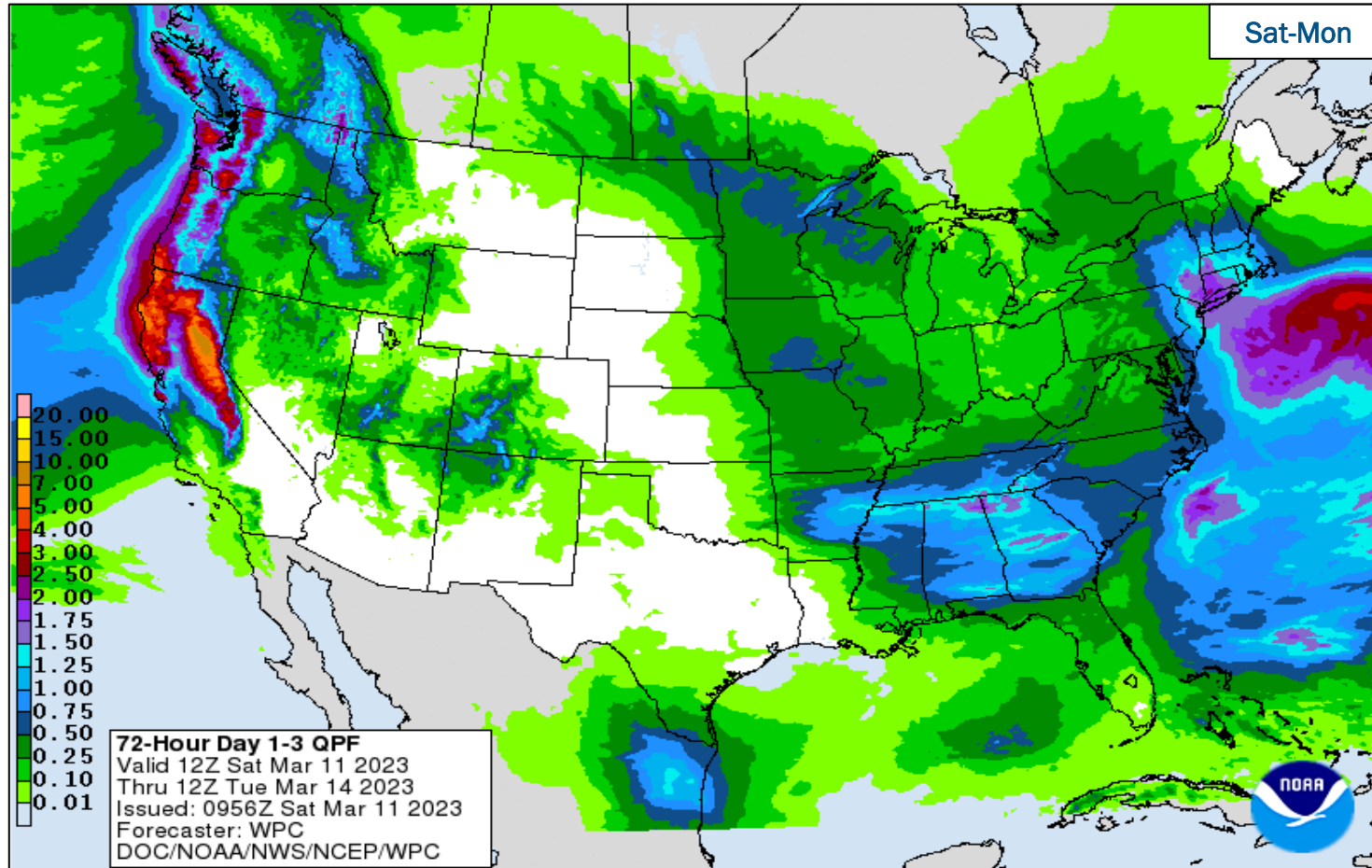
National Weather Forecast



FEMA

National Watch Center

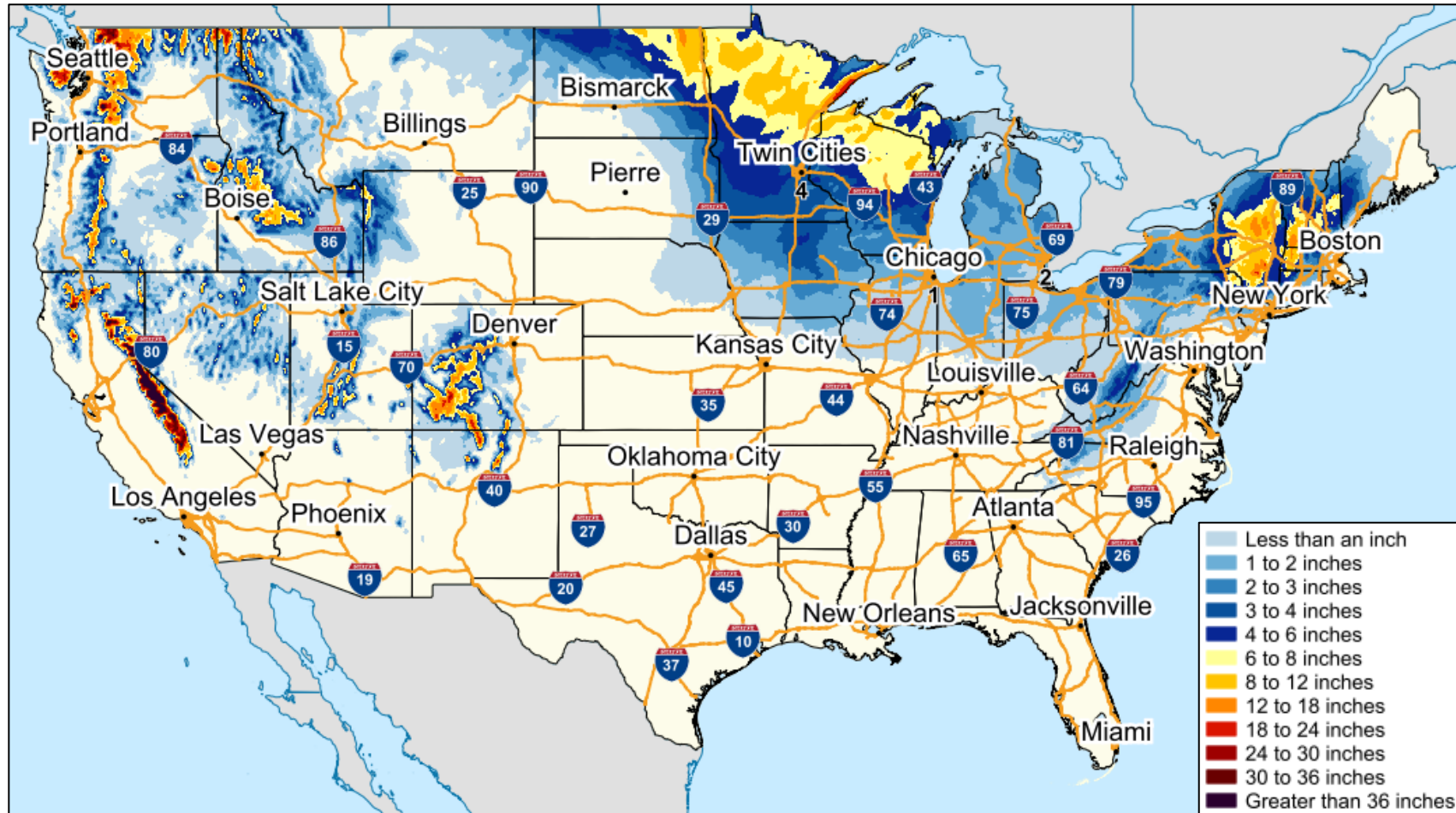
Precipitation & Excessive Rainfall



FEMA

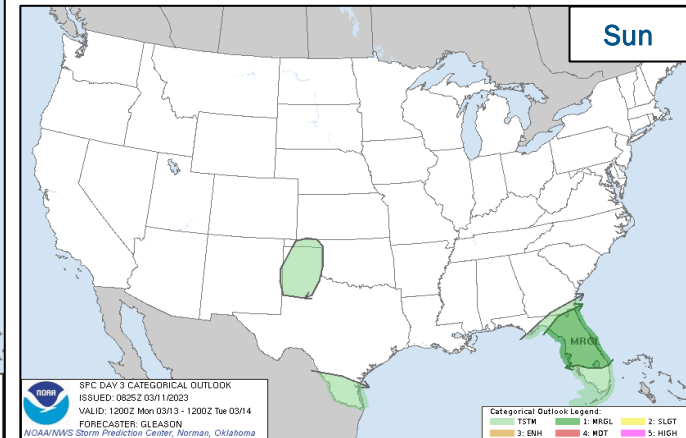
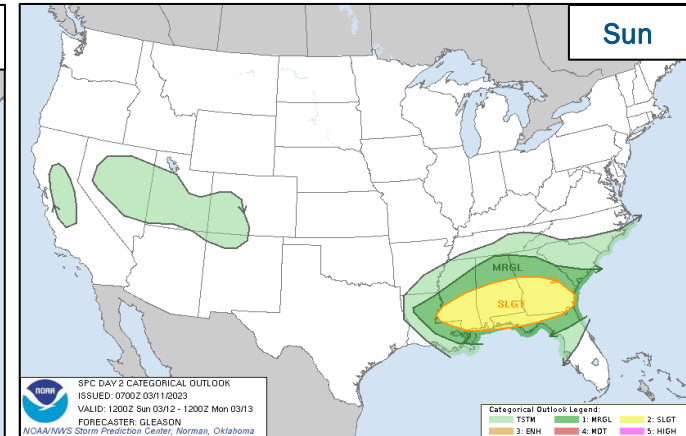
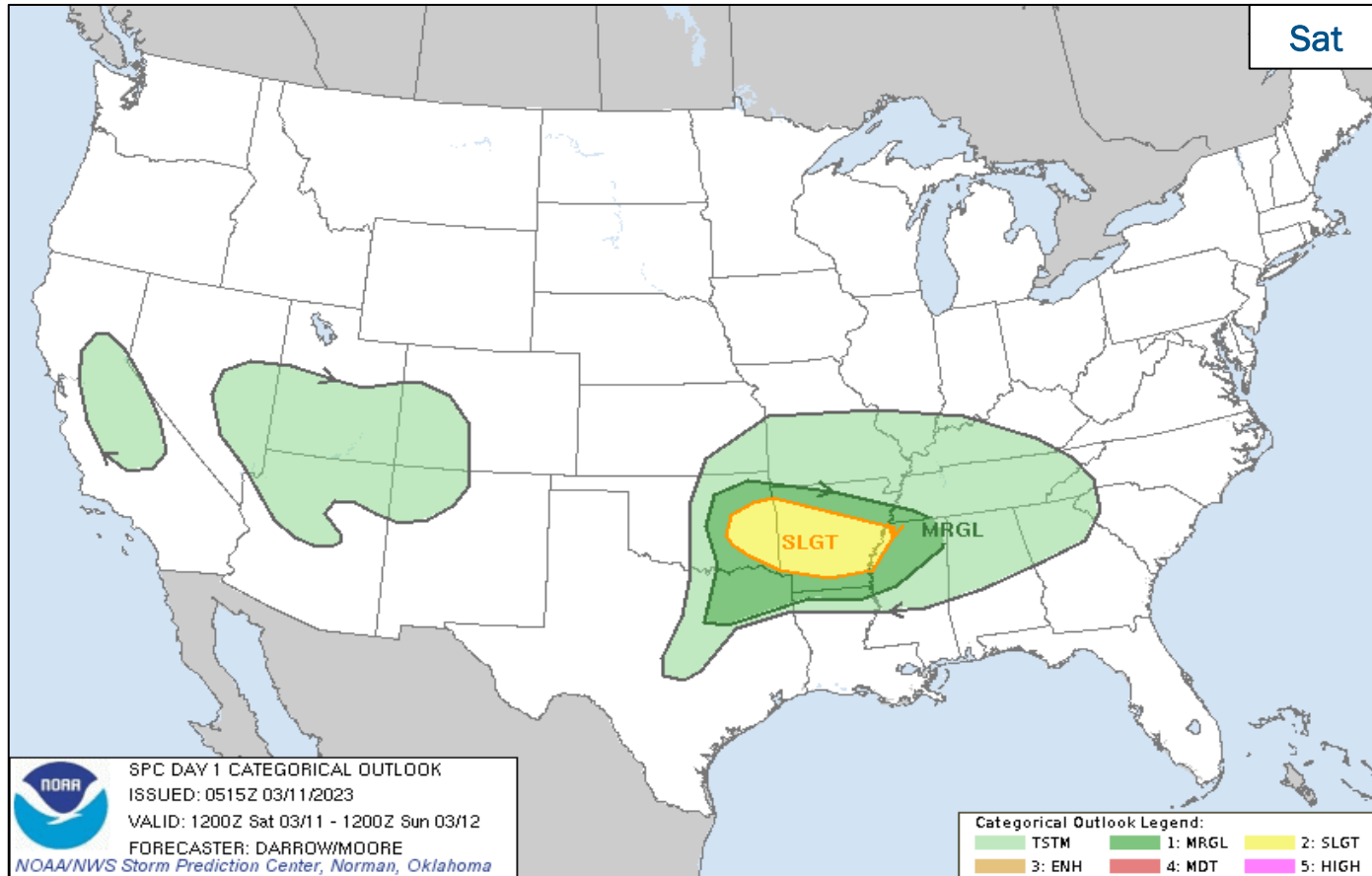
National Watch Center

Snowfall Forecast



FEMA

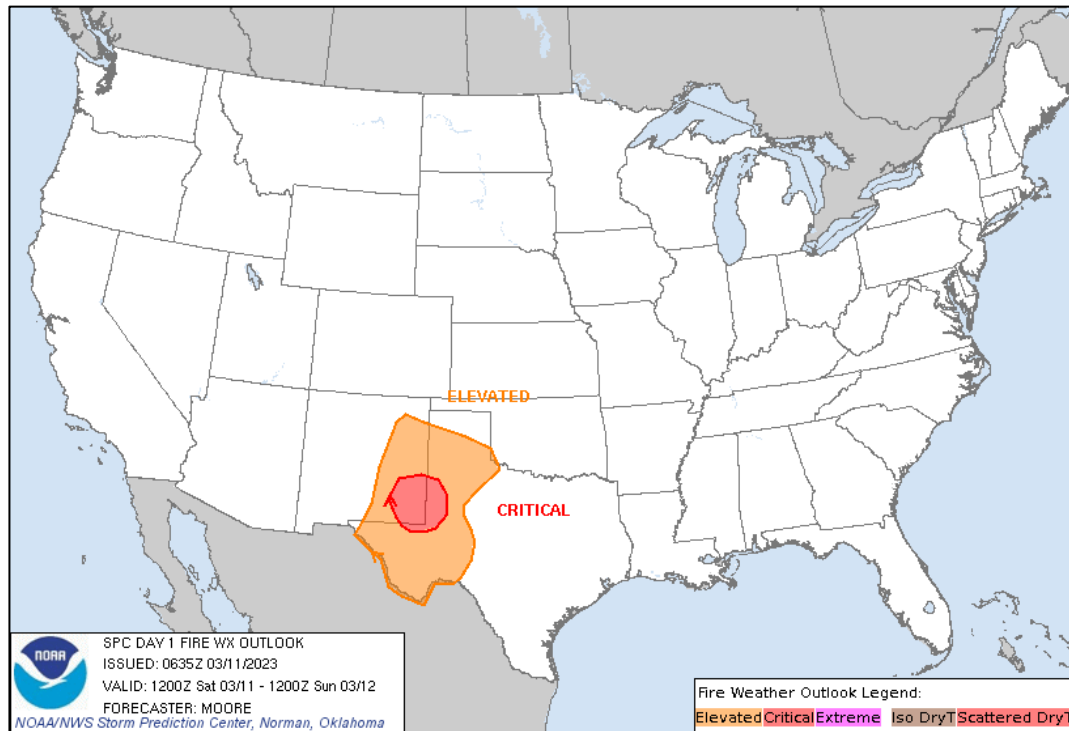
Severe Weather Outlook



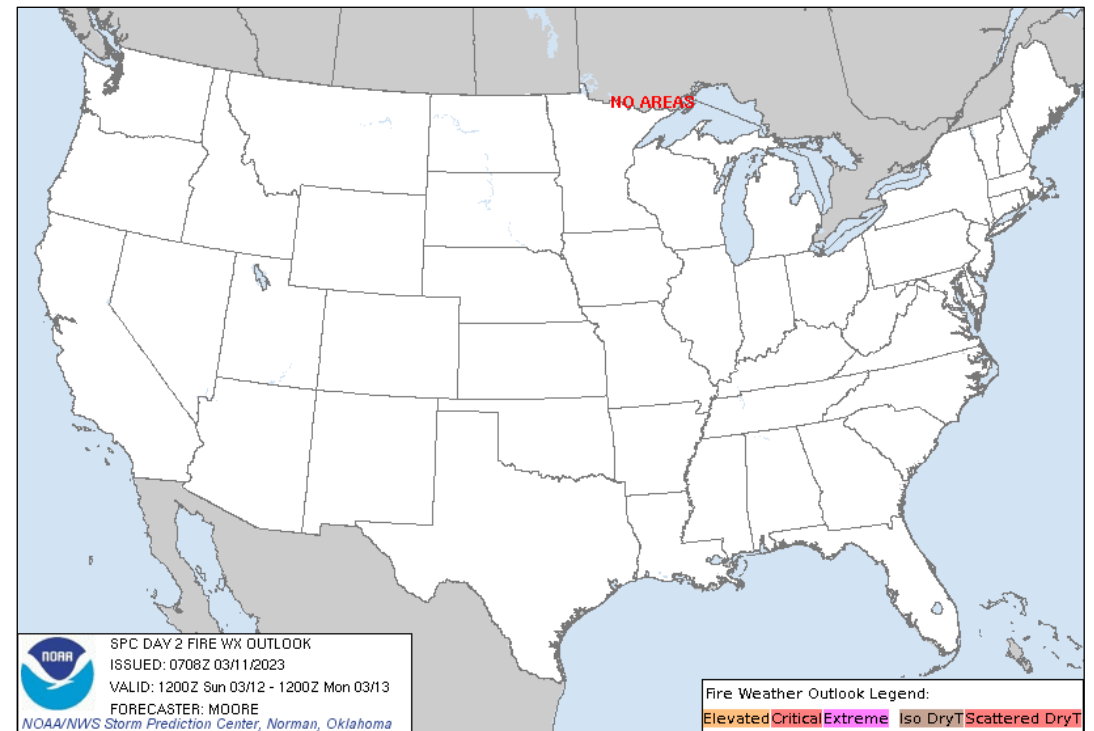
FEMA

National Watch Center

Fire Weather Outlook



Today



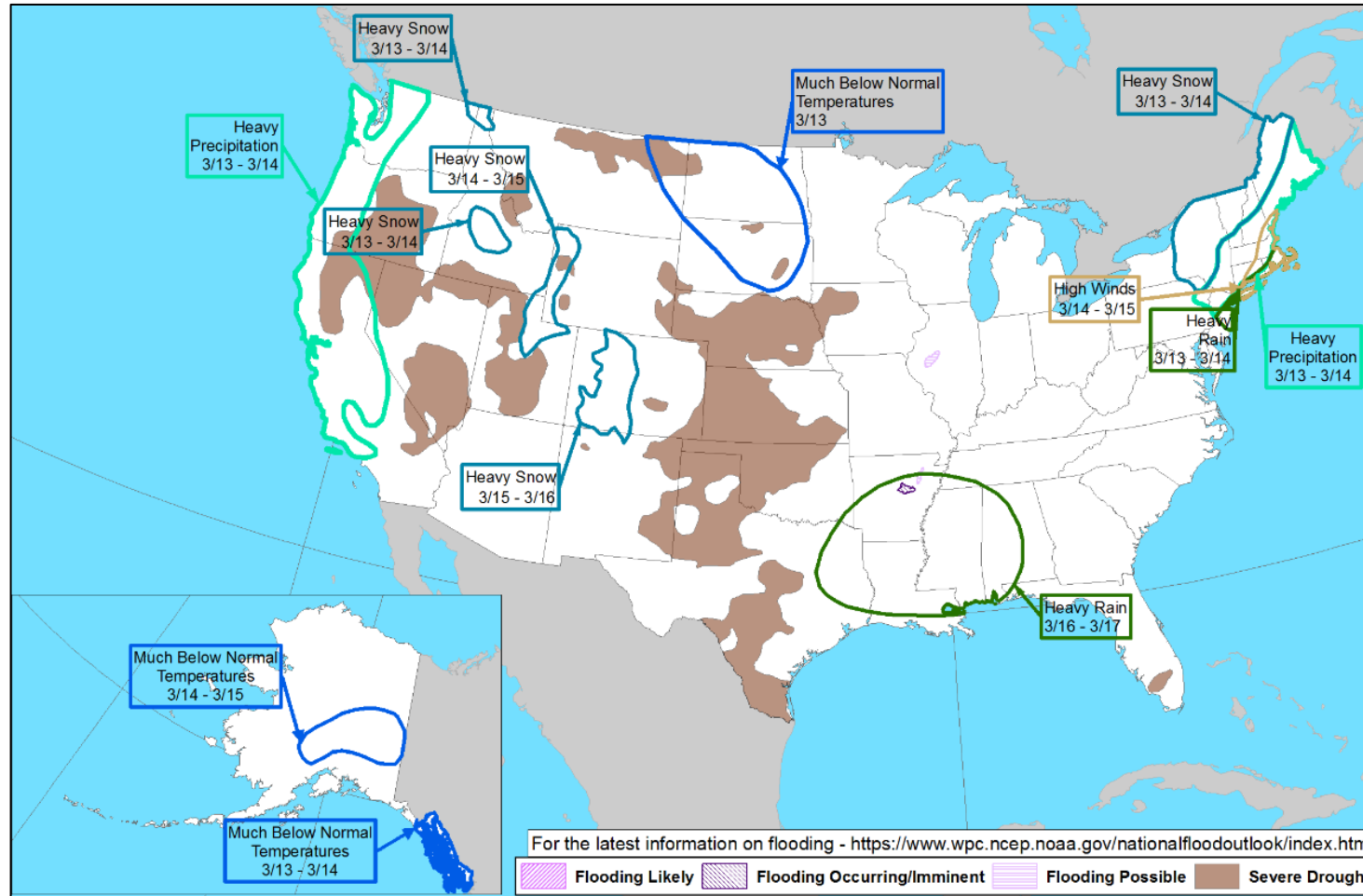
Tomorrow



FEMA

National Watch Center

Hazards Outlook – Mar 13-17


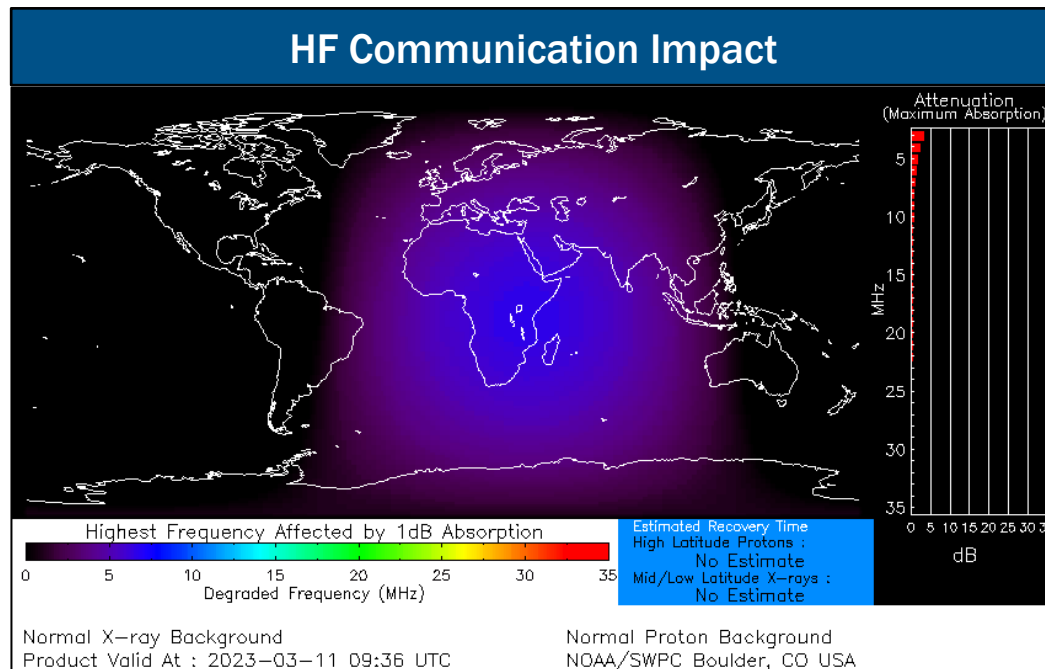


FEMA

Space Weather Outlook

| | Space Weather Activity | Geomagnetic Storms | Solar Radiation | Radio Blackouts |
|---------------|------------------------|--------------------|-----------------|-----------------|
| Past 24 Hours | None | None | None | None |
| Next 24 Hours | None | None | None | None |

For further information on NOAA Space Weather Scales refer to: <http://www.swpc.noaa.gov/noaa-scales-explanation>
 For further information on Sunspot Activity refer to: <https://www.swpc.noaa.gov/phenomena/sunspotssolar-cycle>



FEMA

FEMA Common Operating Picture

11
Joint Field
Offices

9
Virtual Joint
Field Offices

51
Major
Disasters

11
Emergency
Declarations

Saturday
March 11, 2023
8:30 a.m. ET

| FEMA HQ | |
|---|---|
| NWC | NRCC |
| Monitoring | Rostered |
| FEMA REGIONS | |
| Watch | RRCC |
| Monitoring | I Rostered |
| Monitoring | II Rostered |
| Monitoring | III Rostered |
| Monitoring | IV Rostered |
| Monitoring | V Rostered |
| Monitoring | VI Rostered |
| Monitoring | VII Rostered |
| Monitoring | VIII Rostered |
| Monitoring | IX Rostered |
| Monitoring | X Rostered |
| Notes: | |
| RWCs/RRCCs: All at Monitoring/Rostered | STATE EOCs: PR: TC Fiona AL/GA/VW/TX/WY: Severe Weather FL: TC Ian CO: Avian Influenza, Public Health Support and Suncor Refinery AZ/CO: SW Border Coordination AS/CA: Seismic Activity CA/HI: Flooding OR: Respiratory Illness (RSV & Influenza) TX: Fire Weather (5) State/Territory EOCs activated for COVID Support |
| Surge Capacity Force | |
| Rostered 7,621 (-5) | Deployed 9 (-33) |

| N-IMATs | |
|---|-----------|
| 2-4 Teams Available | |
| Red | |
| White | |
| Blue | |
| Gold | |
| R-IMATs | |
| ≥ 7 Teams Available | |
| I | 1 |
| II | |
| III | |
| IV-1 | Personnel |
| IV-2 | AL |
| V | OH |
| VI-1 | |
| VI-2 | |
| VII | 2 |
| VIII | |
| IX-1 | CA |
| IX-2 | CA |
| X | Personnel |
| <ul style="list-style-type: none"> Fully Mission Capable (FMC) Partially Mission Capable (PMC) Not Mission Capable (NMC) Deployed | |


| REGIONAL BREAKDOWN | | | |
|--------------------|----------|----|----|
| | JFO/VJFO | DR | EM |
| I | 1/0 | 3 | 0 |
| II | 2/3 | 3 | 4 |
| III | 0/0 | 3 | 0 |
| IV | 3/1 | 10 | 3 |
| V | 2/0 | 4 | 0 |
| VI | 1/1 | 3 | 3 |
| VII | 0/1 | 0 | 0 |
| VIII | 0/1 | 5 | 0 |
| IX | 0/1 | 8 | 1 |
| X | 2/1 | 12 | 0 |



Alaska



Northern Mariana Islands



Guam

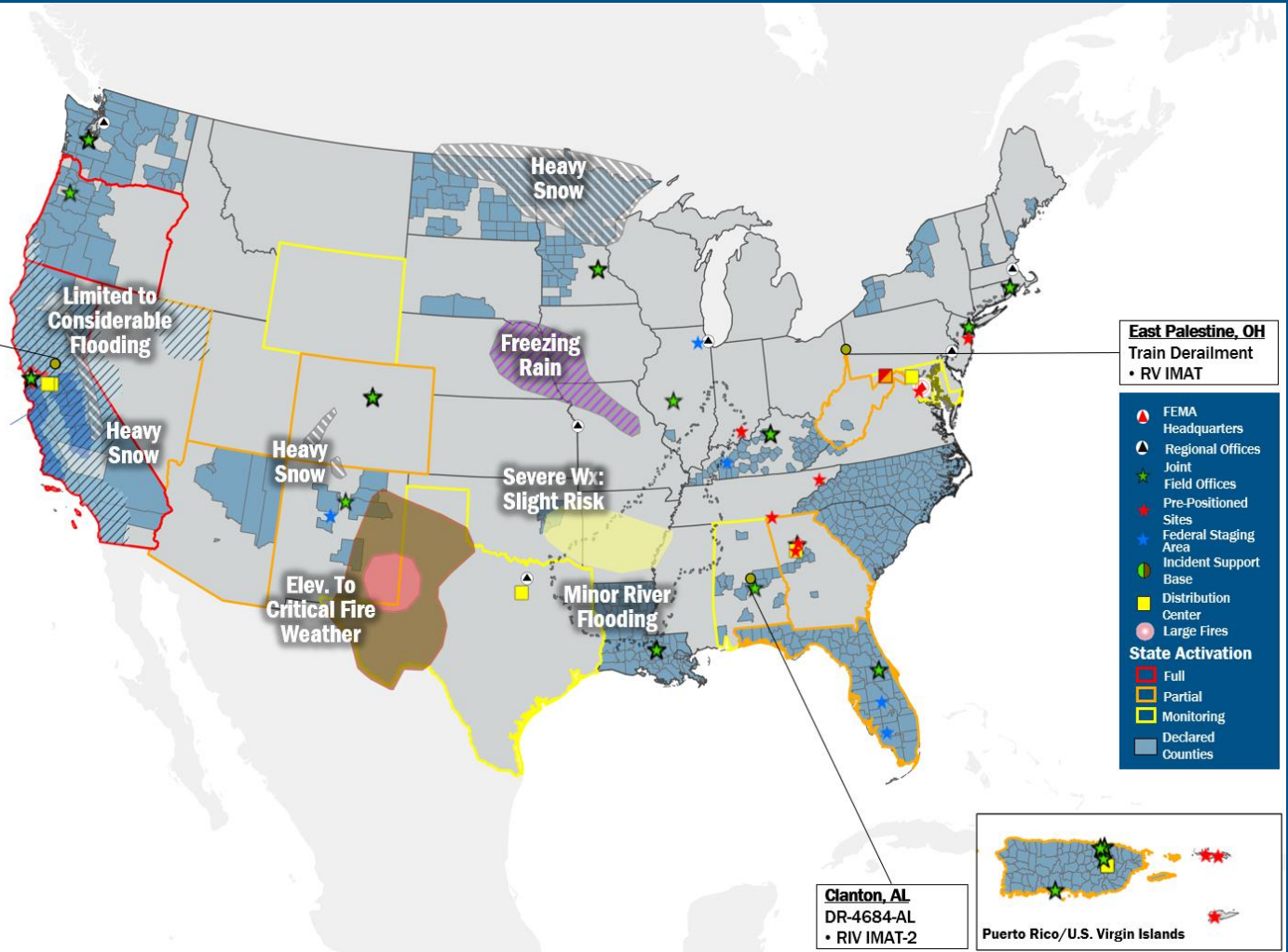


American Samoa



Hawaii

Sacramento, CA
DR-4683-CA
• RIX IMAT-1/2



East Palestine, OH
Train Derailment
• RV IMAT

- FEMA Headquarters
- Regional Offices
- Joint Field Offices
- Pre-Positioned Sites
- Federal Staging Area
- Incident Support Base
- Distribution Center
- Large Fires
- State Activation
 - Full
 - Partial
 - Monitoring
 - Declared
 - Counties

IM Workforce

13,381 (-4) Assigned
3,861 (+47) Unavailable
5,444 (-110) Deployed

30% / 4,076 (+31) Available

IM Cadre Availability ≤ 25% Availability

Civil Rights: 19% (23/122); Disability Integration: 11% (7/61);
Environmental Planning and Historic Preservation: 22% (179/830);
Field Leadership: 17% (24/143); Hazard Mitigation: 18% (213/1,216);
Human Resources: 20% (32/161); Operations: 18% (66/357);
Public Assistance: 12% (252/2,173); Planning: 17% (78/465); Safety: 19% (15/80)

MERS

≥ 66%

36 Assigned
0 Unavailable
0 Deployed

36 Available

US&R

≥ 66%

28 Assigned
3 Unavailable
0 Deployed

25 Available

FCO

≤ 1 Type I

49 Assigned
2 Unavailable
41 (+1) (25 FCO) Deployed

6 (-1) Available

Joint Preliminary Damage Assessments

| Region | State / Location | Incident | IA | Number of Counties | | Start - End |
|--------|------------------|--------------------------------------|----|--------------------|----------|-------------|
| | | | PA | Requested | Complete | |
| II | NY | Severe Winter Storm Dec 23-25 | IA | 0 | 0 | N/A |
| | | | PA | 7 | 5 | 1/24 - TBD |
| IV | KY | Severe Storms Feb 14-24 | IA | 0 | 0 | N/A |
| | | | PA | 24 (+2) | 6 | 3/8 - TBD |
| | | Severe Storms & Tornadoes Mar 3-5 | IA | 0 | 0 | N/A |
| | | | PA | 45 (+21) | 0 | 3/8 - TBD |
| VI | TX | Winter Storm Jan 29 to TBD | IA | 0 | 0 | N/A |
| | | | PA | 23 | 2 | 3/6 - TBD |



FEMA

Emergency Declaration Approved – California

Declaration: Emergency Disaster – FEMA-3592-EM-CA

Date Requested: Mar 9

Date Approved: Mar 10

Incident: Severe Winter Storm, Flooding, Landslides, and Mudslides

Incident Period: March 9 and continuing

Provides:

- **PA:** 34 Counties

FCO: Andrew F. Grant



■ PA



FEMA

National Watch Center

Declaration Requests in Process – 10

| State / Tribe / Territory – Incident Description | Type | IA | PA | HM | Requested |
|--|------|----|----|----|-----------|
| Choctaw Nation of Oklahoma – Tornadoes | DR | | X | X | Jan 3 |
| WV – Severe Storms, Flooding, Landslides, and Mudslides (Appeal) | DR | X | X | X | Jan 27 |
| TX – Severe Storms and Tornadoes | DR | X | | X | Feb 7 |
| ME – Severe Storms and Flooding | DR | | X | X | Feb 16 |
| NH – Severe Storms and Flooding | DR | | X | X | Feb 17 |
| TX – Severe Winter Storm | DR | | X | X | Feb 21 |
| VT – Severe Winter Storm and Flooding | DR | | X | X | Feb 21 |
| NY – Severe Winter Storm and Snowstorm | DR | X | X | X | Feb 23 |
| OR – Severe Winter Storm, Straight-line Winds, Flooding, Landslides, and Mudslides | DR | | X | X | Feb 27 |
| CA – Heat Dome and Wildfires (Appeal) | DR | | X | X | Mar 5 |
| CA – Severe Winter Storm, Flooding, Landslides, and Mudslides - Approved | EM | | X | | Mar 9 |



FEMA



FEMA

Helping people before, during, and after disasters.



Scan to subscribe to this briefing.