

The Disaster Center is dedicated to the idea that disaster mitigation is cost effective and individuals pursuing their own interest are the greatest potential force for disaster reduction.

Please consider making a small donation to the Disaster Center



When disaster mitigation is cost effective, we are on the road to bringing disasters to an end.



# FEMA

## Daily Operations Briefing

Wednesday, March 11, 2020

8:30 a.m. ET

# National Current Operations & Monitoring



FEMA

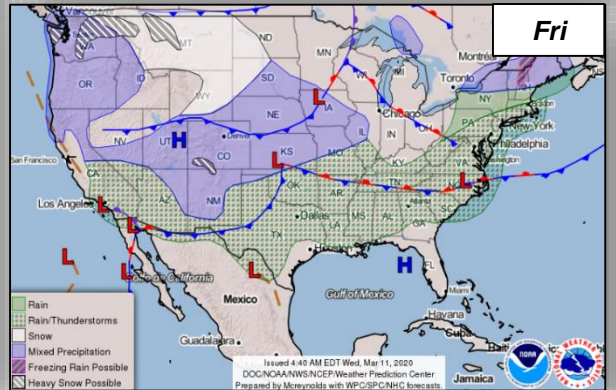
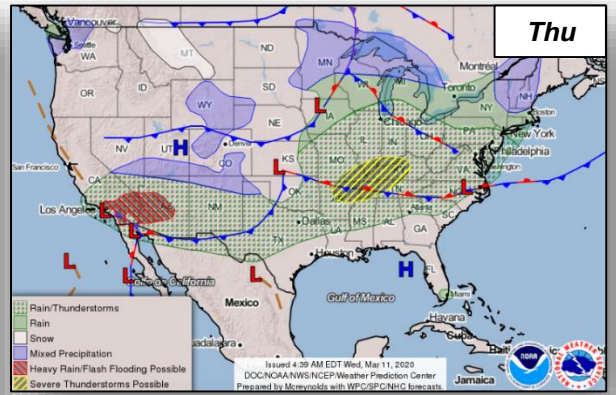
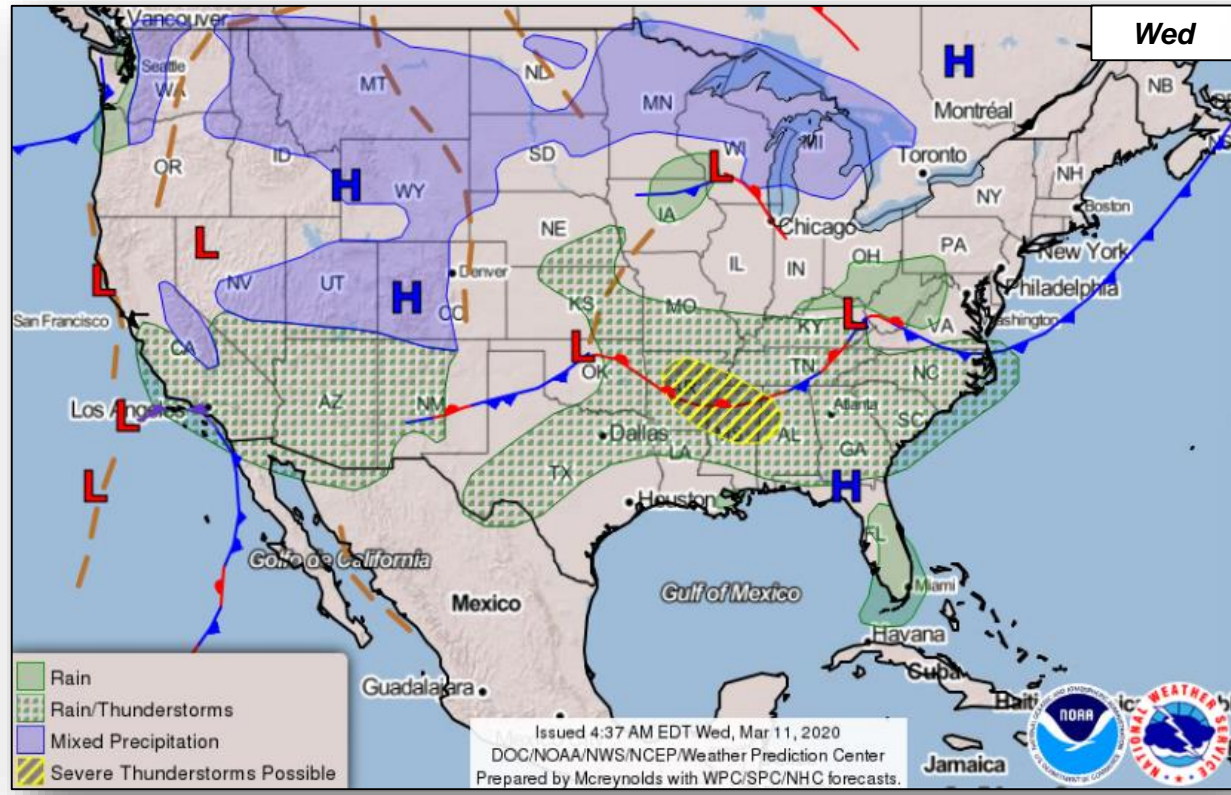
## Significant Incidents or Threats:

- COVID-19
- Severe Thunderstorms – Lower Mississippi Valley and Tennessee Valley

## Declaration Activity:

- Request: Major Disaster – OR
- Amendment – PR

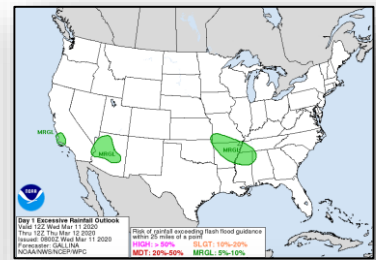
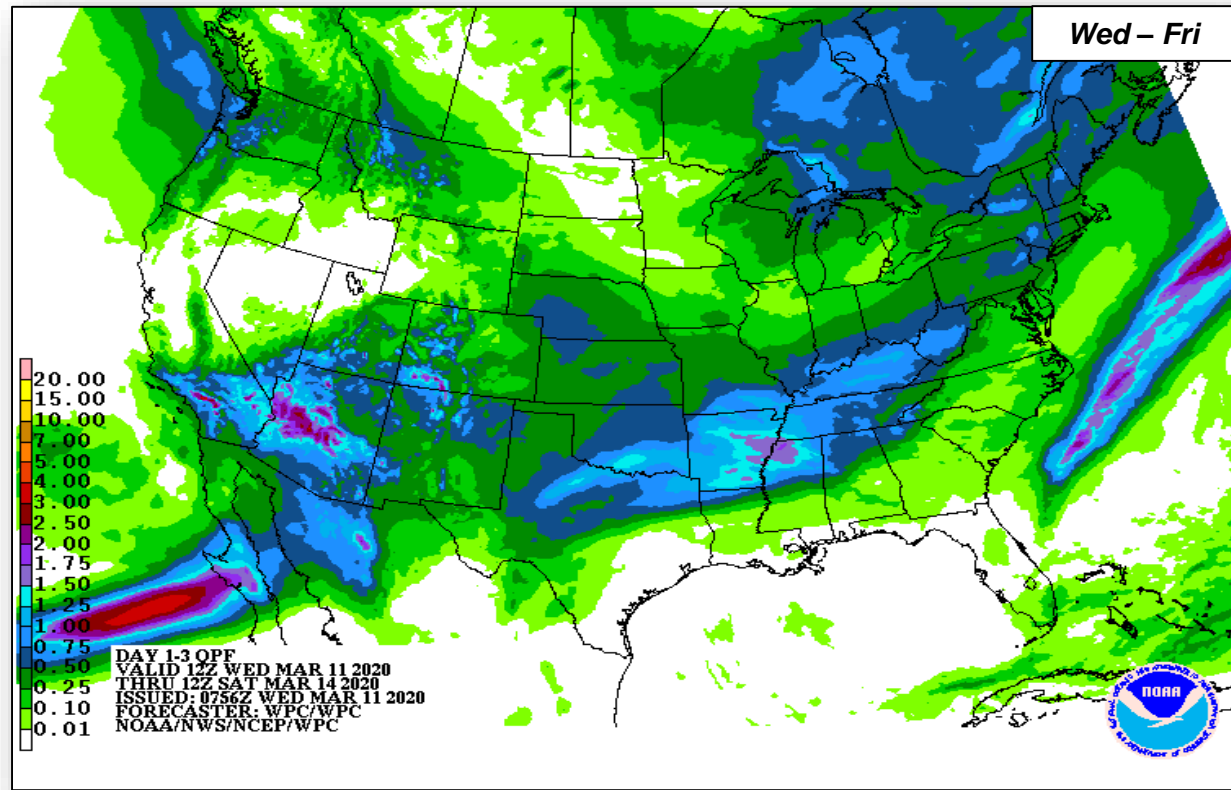
# National Weather Forecast



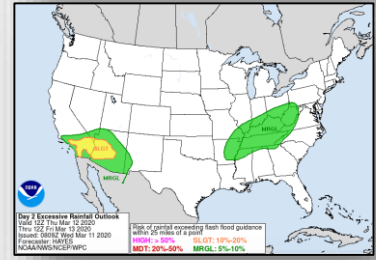
# Precipitation & Excessive Rainfall



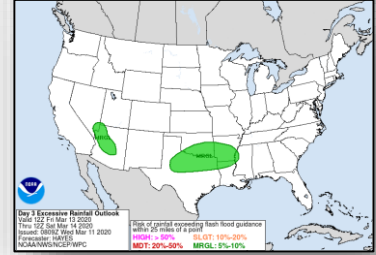
FEMA



*Wed*

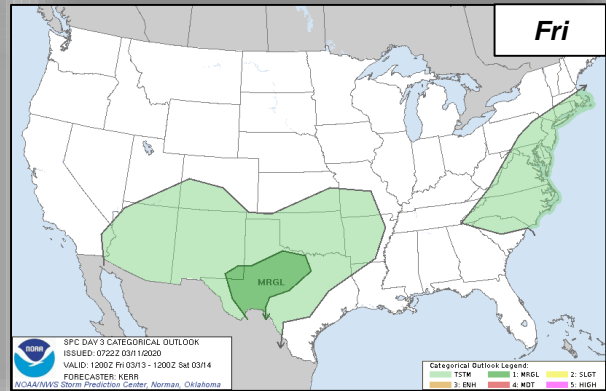
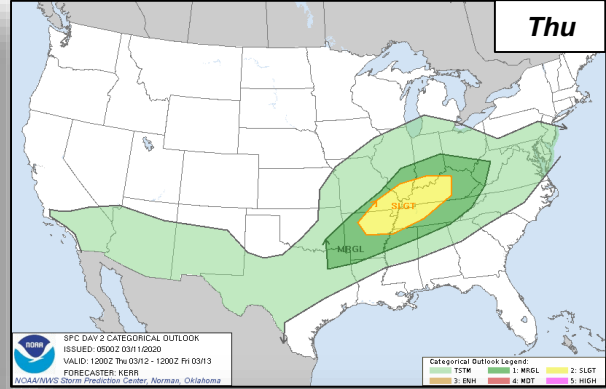
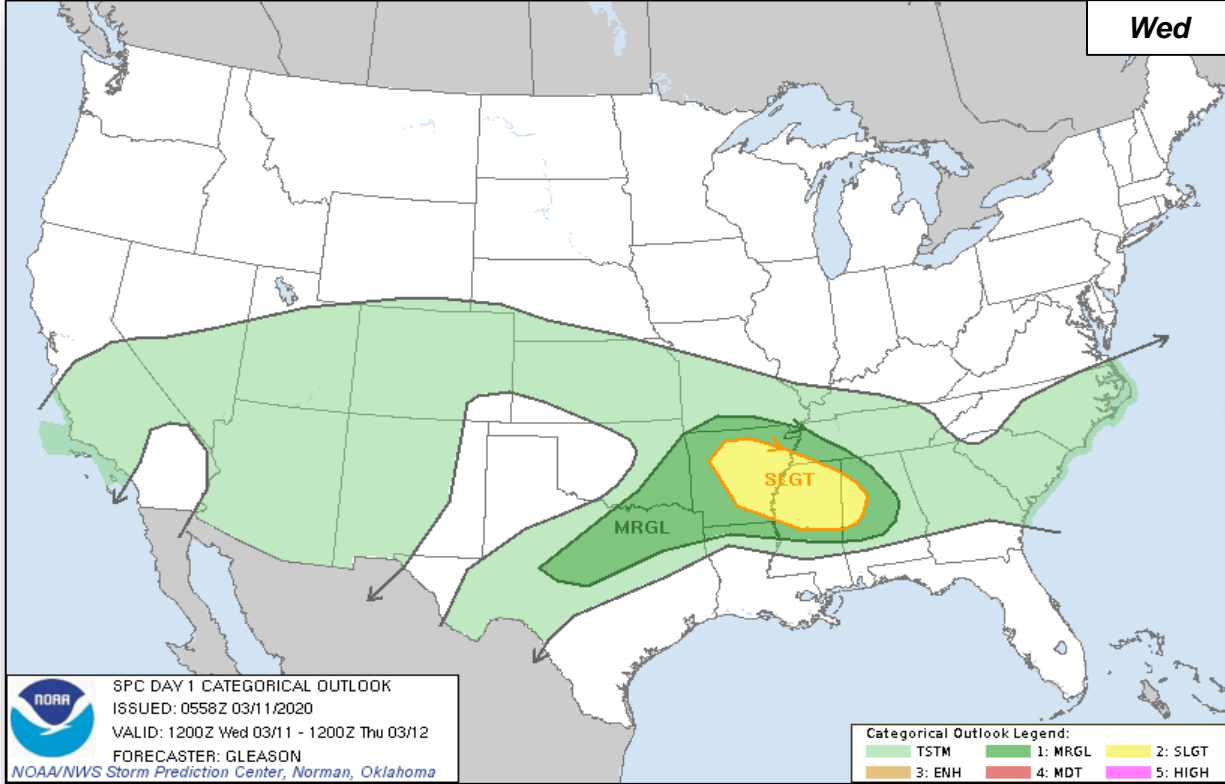


*Thu*



*Fri*

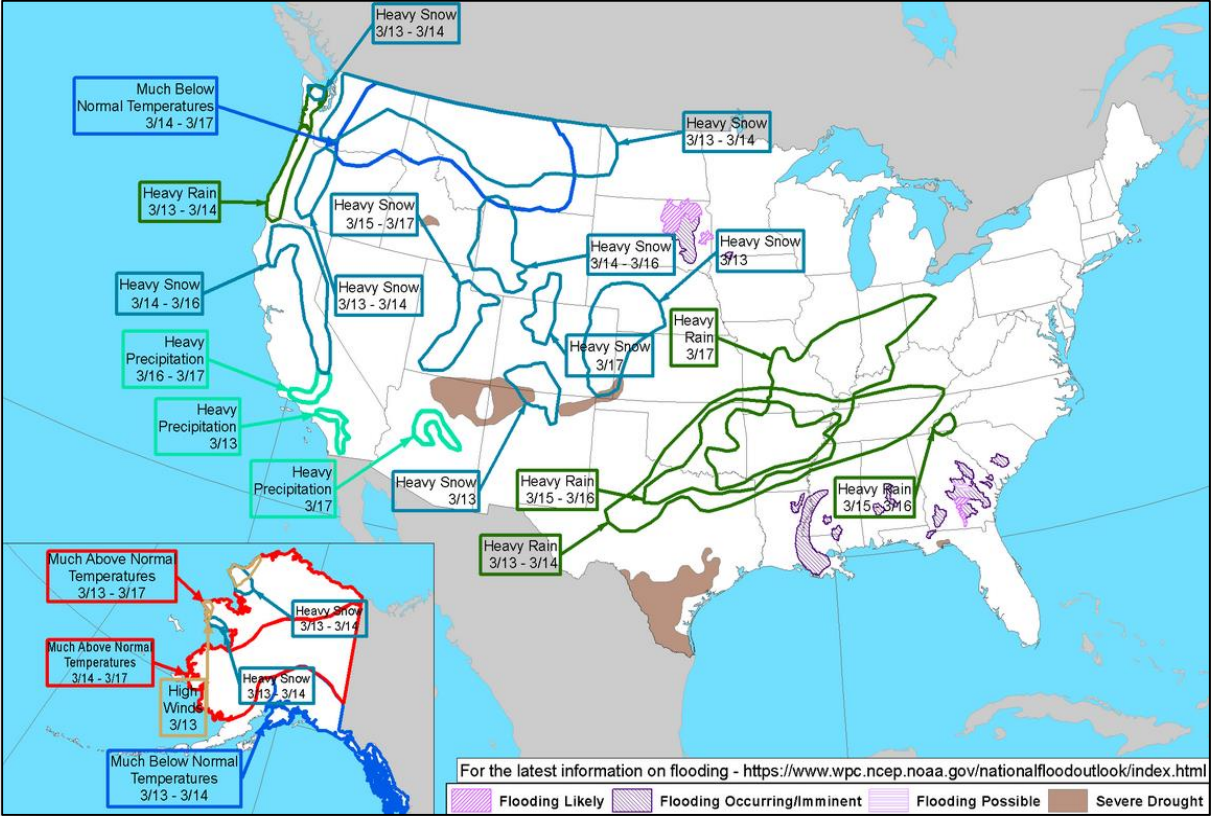
# Severe Weather Outlook



# Hazards Outlook – Mar 13-17



FEMA



# Joint Preliminary Damage Assessments



FEMA

| Region | State / Location | Event   | IA/PA | Number of Counties |           | Start – End |
|--------|------------------|---|-------|--------------------|-----------|-------------|
|        |                  |   |       | Requested          | Completed |             |
| IV     | KY               | Severe Storms & Flooding<br>Feb 3                                       | IA    | 4                  | 4         | 2/26 – 2/28 |
|        |                  |   | PA    | 26                 | 20 (+3)   | 2/25 – TBD  |
|        | MS               | Severe Storms, Flooding, & Mudslides<br>Feb 10-18                       | IA    | 0                  | 0         | N/A         |
|        |                  |   | PA    | 14                 | 5 (+5)    | 3/5 – TBD   |
|        | NC               | Severe Storms, Flooding, Tornadoes, and<br>Straight-line Winds; Feb 5-9 | IA    | 0                  | 0         | N/A         |
|        |                  |   | PA    | 19                 | 0         | 3/9 – TBD   |



# Declaration Request



**Declaration:** Major Disaster – Oregon

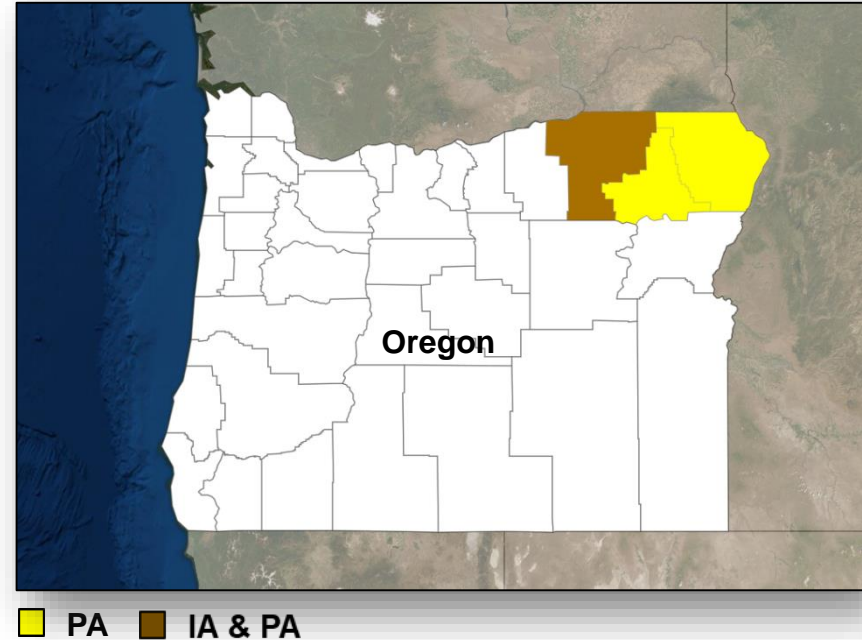
**Requested:** March 6

**Incident:** Severe Storms, Flooding, Landslides, and Mudslides

**Incident Period:** February 5-9

**Includes:**

- **PA Only:** 2 Counties
- **IA & PA:** 1 County and Confederated Tribes of the Umatilla Indian Reservation
- **Hazard Mitigation:** Statewide



# Declaration Requests in Process – 6



FEMA

| State / Tribe / Territory – Incident Description                        | Type | IA | PA | HM | Requested |
|---|------|----|----|----|-----------|
| <b>TX</b> – Severe Storms, Straight-line Winds, and Tornadoes           | DR   |    | X  | X  | Jan 13    |
| <b>WI</b> – Severe Winter Storm and Flooding                            | DR   |    | X  | X  | Feb 10    |
| <b>MS</b> – Severe Storms, Tornadoes, Straight-line Winds, and Flooding | DR   |    | X  | X  | Feb 10    |
| <b>AR</b> – Severe Storms, Straight-line Winds, and Tornadoes (Appeal)  | DR   |    | X  | X  | Feb 20    |
| <b>SC</b> – Severe Storms, Tornadoes, Straight-line Winds, and Flooding | DR   | X  | X  | X  | Mar 5     |
| <b>OR</b> – Severe Storms, Flooding, Landslides, and Mudslides          | DR   | X  | X  | X  | Mar 6     |

# Declaration Amendments



FEMA

| Declaration | Number | Issued | Action  |
|-------------|--------|--------|---|
| 4473-DR-PR  | 5      | Mar 10 | Adds 8 municipalities for Individual Assistance |

# FEMA Common Operating Picture



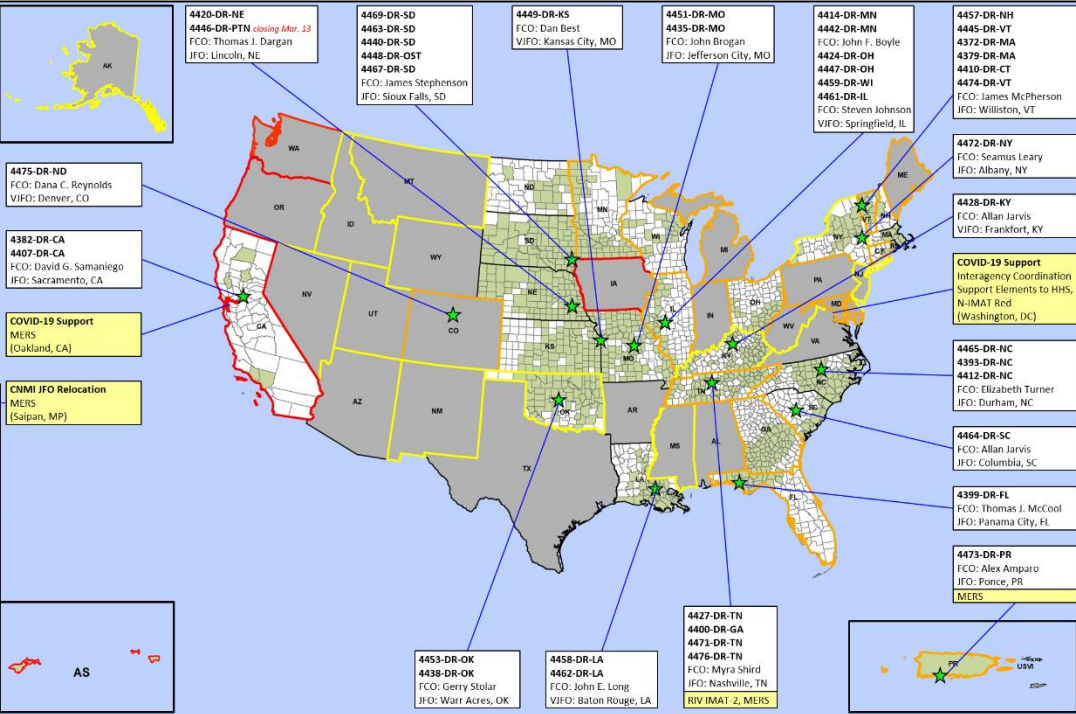
| FEMA HQ    |             |
|------------|-------------|
| <b>NWC</b> | <b>NRCC</b> |
| Monitoring | ROC         |

| FEMA REGIONS  |      |          |
|---------------|------|----------|
| WATCH         | RRCC |          |
| Monitoring    | I    | Rostered |
| Monitoring    | II   | Rostered |
| Monitoring    | III  | Rostered |
| Alt. Location | IV   | Rostered |
| Enhanced      | V    | Rostered |
| Monitoring    | VI   | Rostered |
| Monitoring    | VII  | Rostered |
| Monitoring    | VIII | Rostered |
| Monitoring    | IX   | Rostered |
| Enhanced      | X    | Rostered |

Major Disasters (DR): 41  
 Emergency Disasters (EM): 0  
 JFOs: 12 / VFOs: 5  
 Staging Area  
 Distribution Center (DC)  
 Declared County  
 Fully Activated  
 Partially Activated  
 Monitoring

As of 8:00 a.m. ET March 11, 2020  
 Created by FEMA NWC

SEOC Activations for COVID-19  
 AK, CA, CO, CT, DC, DE, FL, HI, IA, IL, IN, KY, MD, ME, MI, MN, MT, NJ, NM, NV, NY, OH, OK, OR, PA, UT, VT, WA, WV



| NIMATs  |    |
|---------|----|
| 2 Teams |    |
| Red     | DC |
| Blue    |    |
| Gold    |    |

| R-IMATs   |    |
|-----------|----|
| ≥ 7 Teams |    |
| I         | 1  |
| II        |    |
| III       |    |
| IV-1      |    |
| IV-2      | TN |
| V         |    |
| VI-1      |    |
| VI-2      |    |
| VII       |    |
| VIII      | 2  |
| IX-1      |    |
| IX-2      |    |
| X         | 3  |

Notes:

COVID-19  
 ROC (days / M-F)  
 RV: (days / M-F)  
 RX: (days)

AS: Measles  
 GA: Flooding  
 MS: Flooding  
 PR: Earthquake  
 TN: Tornadoes

COVID-19  
 See yellow call-out box  
 (30 SEOCs activated)

| Team:        | US&R | MERS | FCOs       | FDRCs   | IM WORKFORCE  |
|--------------|------|------|------------|---------|---------------|
| Status       | >66% | >66% | ≤ 1 Type I | <2      |               |
| Assigned:    | 28   | 36   | 45         | 11      | 13,995 ▲      |
| Unavailable: | 0    | 0    | 0 (-2)     | 0       | 3,902 ▲       |
| Deployed:    | 0    | 4    | 35 (+3)    | 10 (+1) | 5,694 ▲       |
| Available:   | 28   | 32   | 10 (-1)    | 1 (-1)  | 4,399 / 31% ▼ |

| IM CADRE AVAILABILITY SUMMARY  |  |
|--|--|
| Cadres with 25% or Less Availability   |  |
| EHP 18% (110/615); FL 20% (32/163); HM 25% (310/1,222); PA 17% (509/3,043); SEC 24% (32/135) |  |

|     |          |
|-----|----------|
| FMC | PMC      |
| NMC | Deployed |



# FEMA

**FEMA's mission is helping people before, during, and after disasters.**

Click [here](#) to subscribe to this briefing.