

FEMA National Watch Center

Daily Operations Briefing

Sunday, March 10, 2024

8:30 a.m. ET



FEMA

National Current Ops / Monitoring

New Significant Incidents / Ongoing Ops

- No new significant incidents / operations

Hazard Monitoring

- Freezing Rain – Northeast
- Heavy snow – Pacific Northwest and the Northeast

Disaster Declaration Activity

- No new declaration activity

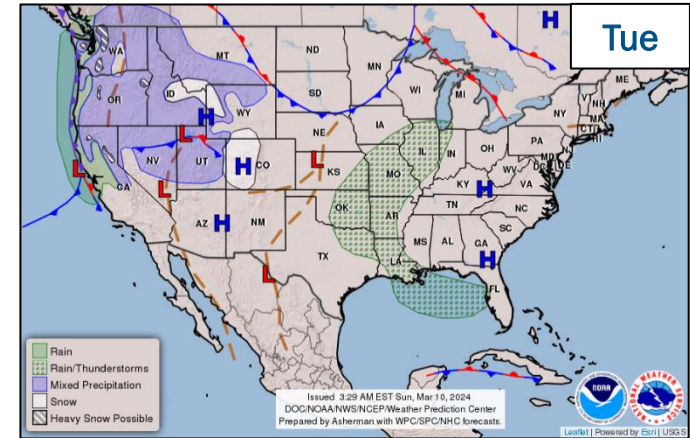
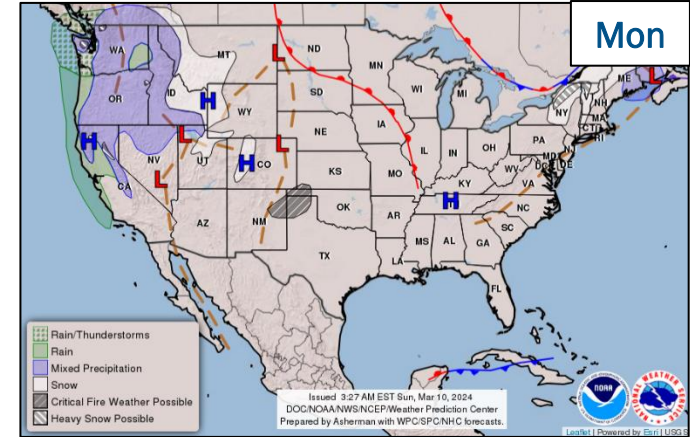
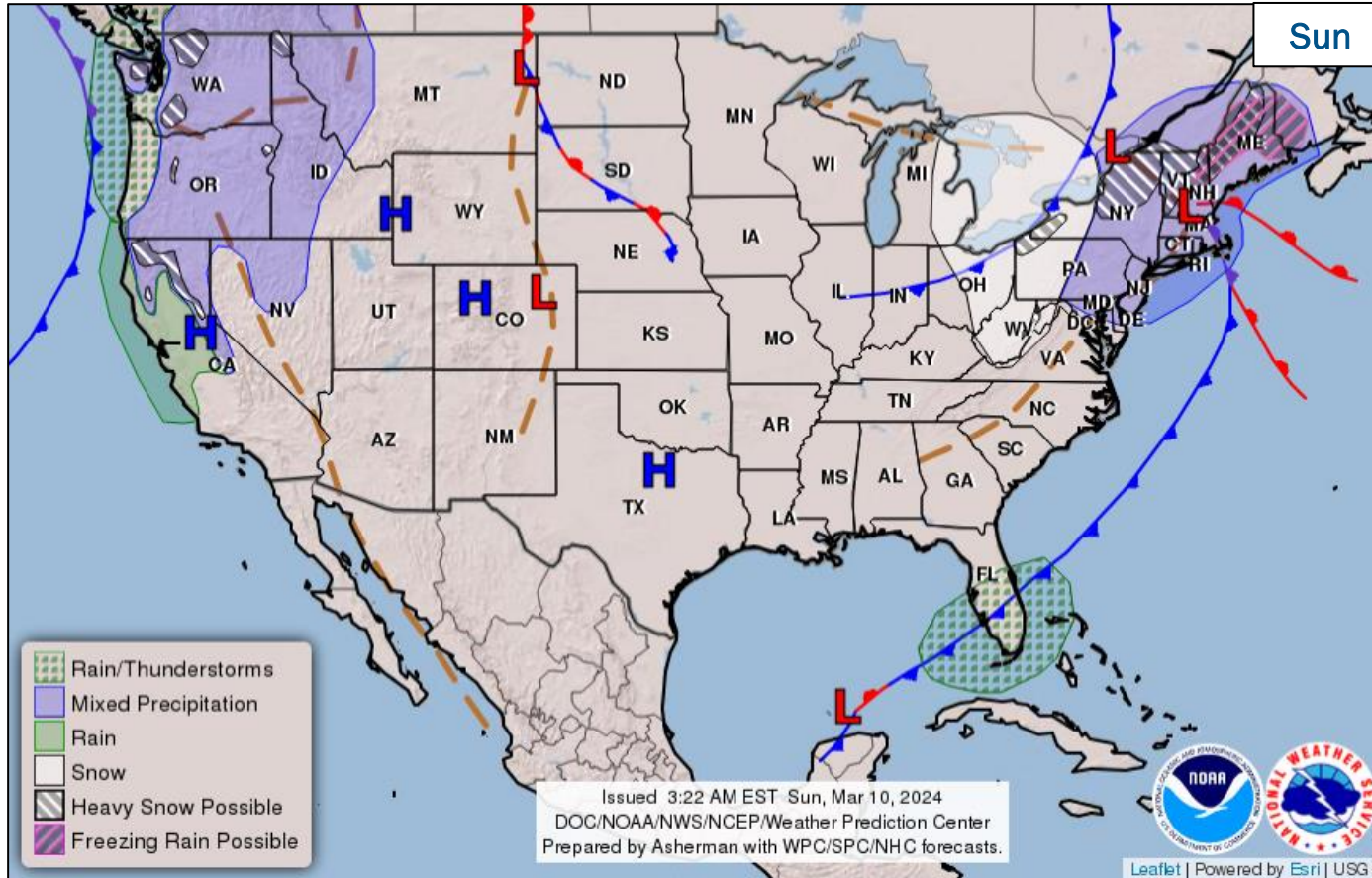
Event Monitoring

- No new significant events



FEMA

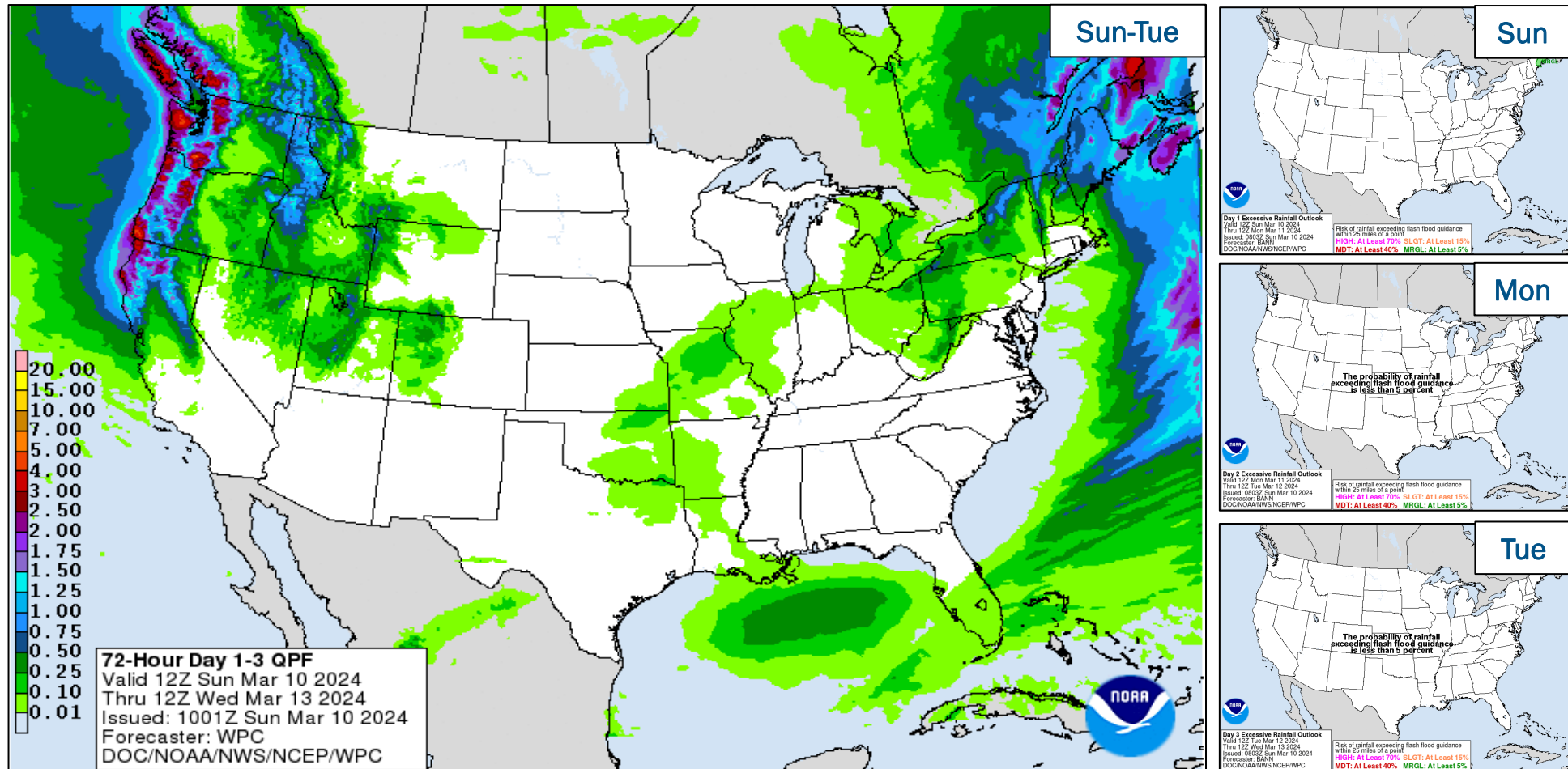
National Weather Forecast



FEMA

National Watch Center

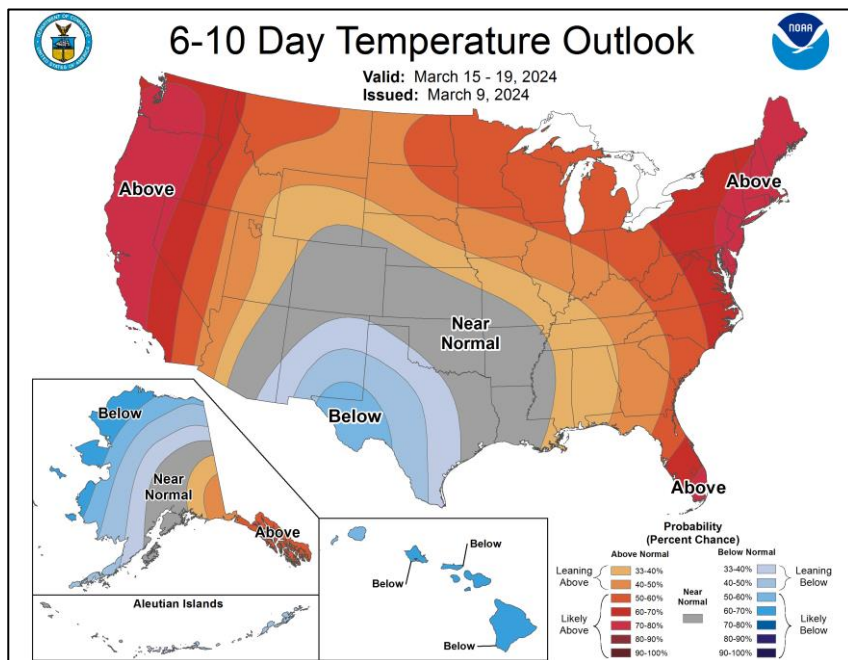
Precipitation & Excessive Rainfall



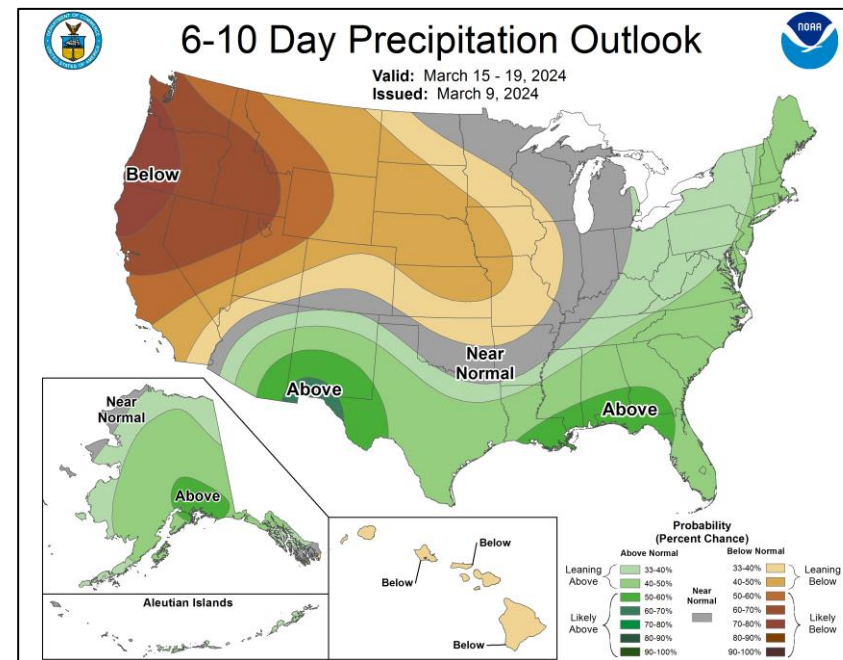
FEMA

National Watch Center

Long Range Outlooks – Mar 15-19



6-10 Day Temperature Probability



6-10 Day Precipitation Probability



FEMA

Wildfire Summary

Fire Name (County, ST)	FMAG #	Acres Burned	Percent Contained	Evacuations	Structures (Homes / Other)			Fatalities / Injuries
					Threatened	Damaged	Destroyed	
Smokehouse Creek (Hutchinson, TX) FINAL <i>(SIT-209, as of 10:01 p.m. ET, Mar 9)</i>	5488-FM-TX	1.06M	87%	M: 0 (Lifted)	H: 0	H: 0	H: 104*	1 / 0
				V: 0	O: 0	O: 0	O: 61*	
Windy Deuce (Moore, TX) <i>(SIT-209, as of 10:01 p.m. ET, Mar 9)</i>	5487-FM-TX	144,206	92%	M: 2,300	H: 250	H: 0	H: 200*	0 / 0
				V: 0	O: 0	O: 0	O: 55*	

(Evacuations: M = Mandatory / V = Voluntary; Structures: H = Homes and Mixed Commercial/Residential / O = Non-residential Commercial/Other Minor Structures)

* FEMA RGO, as of 3:16 p.m. ET Mar 8



FEMA

FEMA Common Operating Picture

22 + 5
Joint Field Offices
Virtual Joint Field Offices

Supporting

73 + 3
Major Disasters
Emergency Declarations

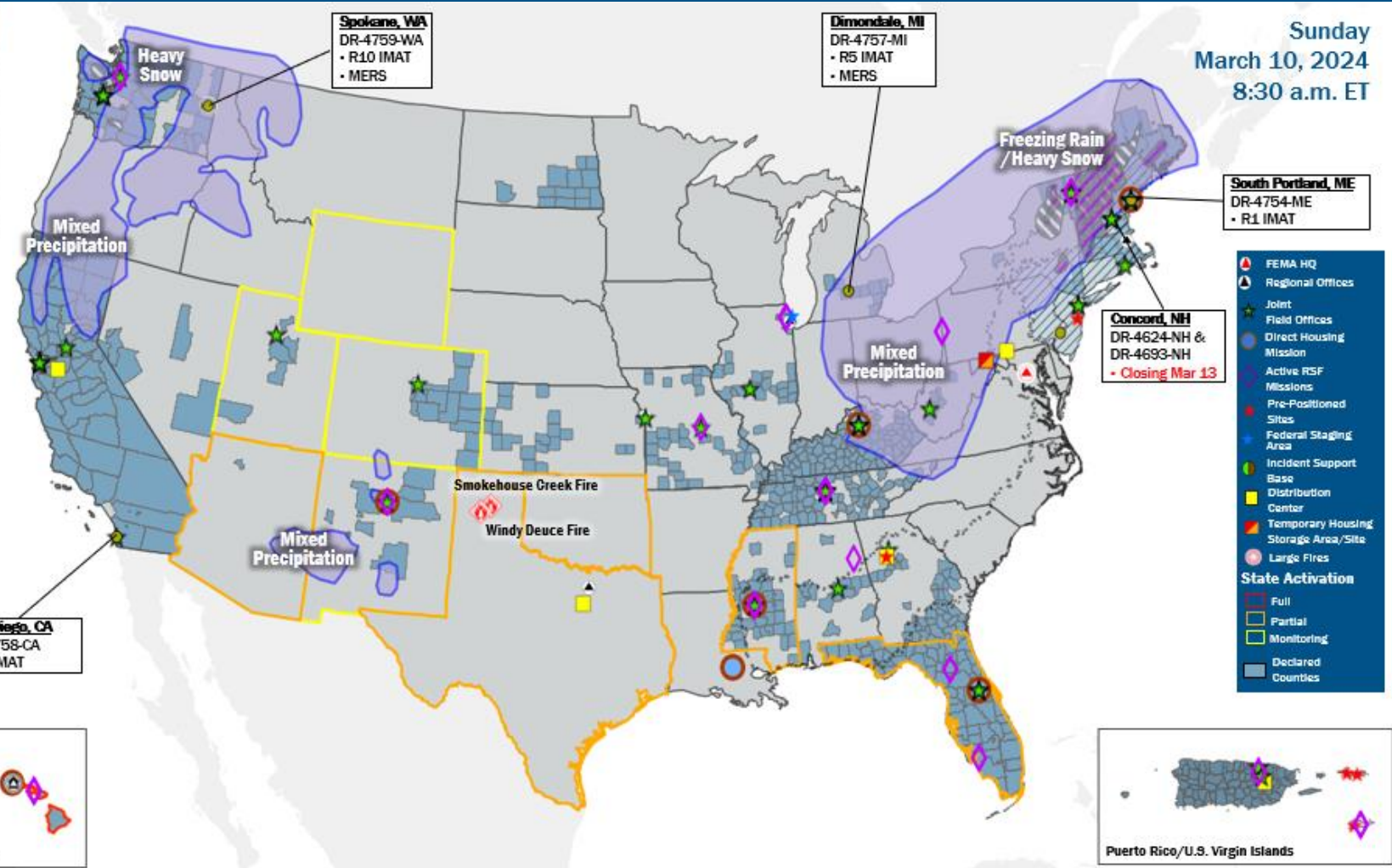
12 Direct Housing Missions
28 RSF-Supported Disasters

Sunday
March 10, 2024
8:30 a.m. ET

FEMA HQ	
NWC	NRCC
Monitoring	Activated
FEMA REGIONS	
Watch	RRCC
Monitoring	I Rostered
Monitoring	II Rostered
Monitoring	III Rostered
Monitoring	IV Rostered
Monitoring	V Rostered
Monitoring	VI Rostered
Monitoring	VII Rostered
Monitoring	VIII Rostered
Monitoring	IX Rostered
Monitoring	X Rostered
Notes:	
RWCs/RRCCs/IMATs:	STATE EOCs:
NRCC: Sustained Ops	FL/MS/NJ: Severe Weather
	TX: Ongoing Threats
	AZ/CO/UT: SW Border
	HI/OK/TX/WY: Wildfires
	NM: Fire Weather
Volunteer Force	
Rostered 7,717	Deployed 108
Surge Capacity Force	
Rostered 8,388	Deployed 1 (-8)

N-IMATs	
2-5 Teams Available	
Red	
White	
Blue	
Gold	
HS	
R-IMATs	
≥ 7 Teams Available	
I	ME
II	
III	Reconstituting
IV-1	1
IV-2	
V	MI
VI-1	2
VI-2	
VII	Personnel
VIII	3
IX-1	CA
IX-2	Personnel
X	WA
Fully Mission Capable (FMC)	
Partially Mission Capable (PMC)	
Not Mission Capable (NMC)	
Deployed	

REGIONAL BREAKDOWN			
	JFO/VJFO	DR	EM
I	4/0	13	2
II	2/1	4	0
III	1/0	1	0
IV	5/1	20	1
V	1/0	3	0
VI	1/0	1	0
VII	2/0	2	0
VIII	2/0	2	0
IX	2/1	18	0
X	2/2	9	0



- FEMA HQ
- Regional Offices
- Joint Field Offices
- Direct Housing Mission
- Active RSF Missions
- Pre-Positioned Sites
- Federal Staging Area
- Incident Support Base
- Distribution Center
- Temporary Housing Storage Area/Site
- Large Fires
- State Activation
 - Full
 - Partial
 - Monitoring
 - Declared Counties

IM Workforce

13,837 Assigned
4,211 (-4) Unavailable
5,255 (+54) Deployed

32% / 4,471 (+70) Available

IM Cadre Availability

7 Cadres ≤ 25% Availability

Environmental Planning and Historic Preservation: 16% (127/802);
Field Leadership: 17% (26/149); Hazard Mitigation: 24% (301/1,240);
Operations: 19% (65/334); Public Assistance: 20% (432/2,196); Planning: 8% (36/461);
Safety: 12% (10/85)

MERS

> 66%

36 Assigned
0 Unavailable
1 Deployed

35 Available

US&R

> 66%

28 Assigned
2 Unavailable
0 Deployed

26 Available

FCO

≤ 1 Type I

49 Assigned
7 Unavailable
37 (23 FCO) Deployed

5 Available

Joint Preliminary Damage Assessments

Region	State / Location	Incident	IA	Number of Counties		Start - End
			PA	Requested	Complete	
I	RI	Flooding Jan 8-17	IA	3	3	2/15 - 2/22
			PA	4	0	2/26 - TBD
	MA	Flooding Jan 10-13	IA	0	0	N/A
			PA	4	0	2/15 - TBD
	NH	Flooding Jan 9 and continuing	IA	0	0	N/A
			PA	10	0	2/20 - TBD
VI	CNO*	Severe Winter Weather Jan 12-16	IA	0	0	N/A
			PA	1	0	2/13 - TBD
VII	KS	Winter Storm Jan 7-16	IA	0	0	N/A
			PA	18	0	3/7 - TBD

* Choctaw Nation of Oklahoma



FEMA

National Watch Center

Declaration Requests in Process – 13

State / Tribe / Territory – Incident Description	Type	IA	PA	HM	Requested
OH – Train Derailment	DR	X	X	X	Jul 3
AK – Severe Storms, Flooding, and Landslides	DR	X	X	X	Jan 8
PA – Severe Storms and Flooding (Appeal)	DR		X		Jan 20
AK – Permafrost Degradation	DR		X	X	Jan 24
SC – Severe Storm and Tornadoes	DR	X			Feb 2
FL – Severe Storm, Straight-Line Winds, and Tornadoes	DR	X	X	X	Feb 5
IA – Severe Winter Storms and Snowstorm	DR		X	X	Feb 13
WCA* – Severe Storm, Landslides, and Mudslides	DR	X	X	X	Feb 18
ME – Severe Storms and Flooding	DR	X	X	X	Feb 26
MBMI** – Severe Storms and Flooding	DR		X	X	Mar 1
RI – Severe Storm	DR	X		X	Mar 4
RI – Severe Storm	DR	X		X	Mar 6
VT – Severe Winter Storm	DR		X	X	Mar 6

* Wrangell Cooperative Association

** Morongo Band Mission Indians



FEMA



FEMA

Helping people before, during, and after disasters.



Scan to subscribe to this briefing.