

FEMA National Watch Center

Daily Operations Briefing

Friday, March 10, 2023

8:30 a.m. ET



FEMA

National Current Ops / Monitoring

New Significant Incidents / Ongoing Ops

- Heavy Rain and Potential Flooding – California

Hazard Monitoring

- Heavy Snow – Pacific Northwest to Northern Intermountain and California; Northern Plains; Upper Mississippi Valley and Great Lakes
- Heavy Rain and Flash Flooding – California
- Freezing Rain – Great Lakes to Central Appalachians

Disaster Declaration Activity

- Emergency Declaration Request – California

Event Monitoring

- No significant events



FEMA

Heavy Rain and Potential Flooding – California

Current Situation: A strong atmospheric river storm system will impact portions of California and Nevada with rain, snow, isolated thunderstorms, and gusty winds through Sunday. The heaviest precipitation is expected through Friday evening. Additional snow accumulation of 2-8 feet is forecast across the Sierra Nevada. Winds of 40-50 mph are expected with gusts reaching 60 mph. The combination of heavy rain and snowmelt will lead to an increasing flooding threat. There is a high risk of excessive rainfall in central coastal CA and interior central valleys.

Potential Impacts:

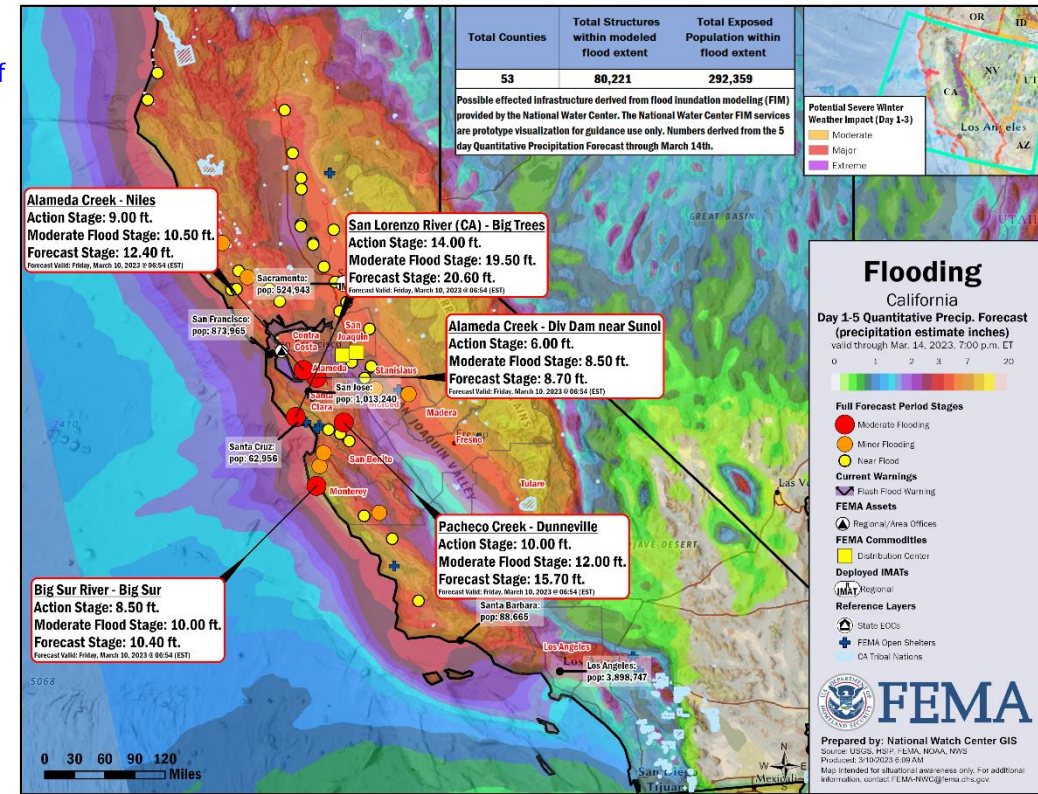
- Flash, urban, and small stream flooding, minor to moderate river flooding, and shallow mudslides or debris flows on burn scars are possible; storm drains and ditches may become clogged with debris
- Difficult to impossible travel conditions due to reduced visibility, high snowfall rates, and strong winds
- Additional snowfall on top of already heavy snowpack could increase snow-load on structures
- Evacuation Orders issued for Newman, Oceano, Planada; open shelters in Stanislaus, San Luis Obispo, Merced, San Bernadino, Butte, San Benito, Santa Clara, Santa Cruz, Fresno, and Madera county (approx.. 120 occupants)
- San Joaquin and Sacramento valleys are the areas most likely to exceed monitor or flood stage

State / Local Response:

- CA EOC at Full Activation (COVID-19, Seismic Activity, Flooding); CA requested 500k sandbags, the Governor declared a state of emergency for 21 counties and requested a EM declaration for CA
- NV EOC at Partial Activation (COVID-19)

FEMA / Federal Response:

- Region IX RWC and the NWC continue to monitor; Region IX continues to coordinate closely with CA and NV EOCs and the NWS; Region IX deployed 1 LNO to CA, 1 LNO is deploying to NV
- Region IX IMAT-1 and IMAT-2 deployed to CA EOC (FEMA-4683-DR-CA)
- USACE is coordinating with CA; sourcing sandbags and working to deliver them to CA
- The US&R Red Incident Support Team is rostered and prepared to deploy if needed; and US&R resources with full water rescue capability are available to support R IX as required
- No requests for FEMA assistance



FEMA

Emergency Declaration Request – California

Declaration Type: Emergency Disaster – California

Requested: Mar 9, 2023

Incident: Severe winter storm, flooding, landslides, and mudslides

Incident Period: Feb 21, 2023 and continuing

Requested:

- **PA:** Emergency protective measures (Category B), limited to direct federal assistance under the Public Assistance program 34 counties



■ PA

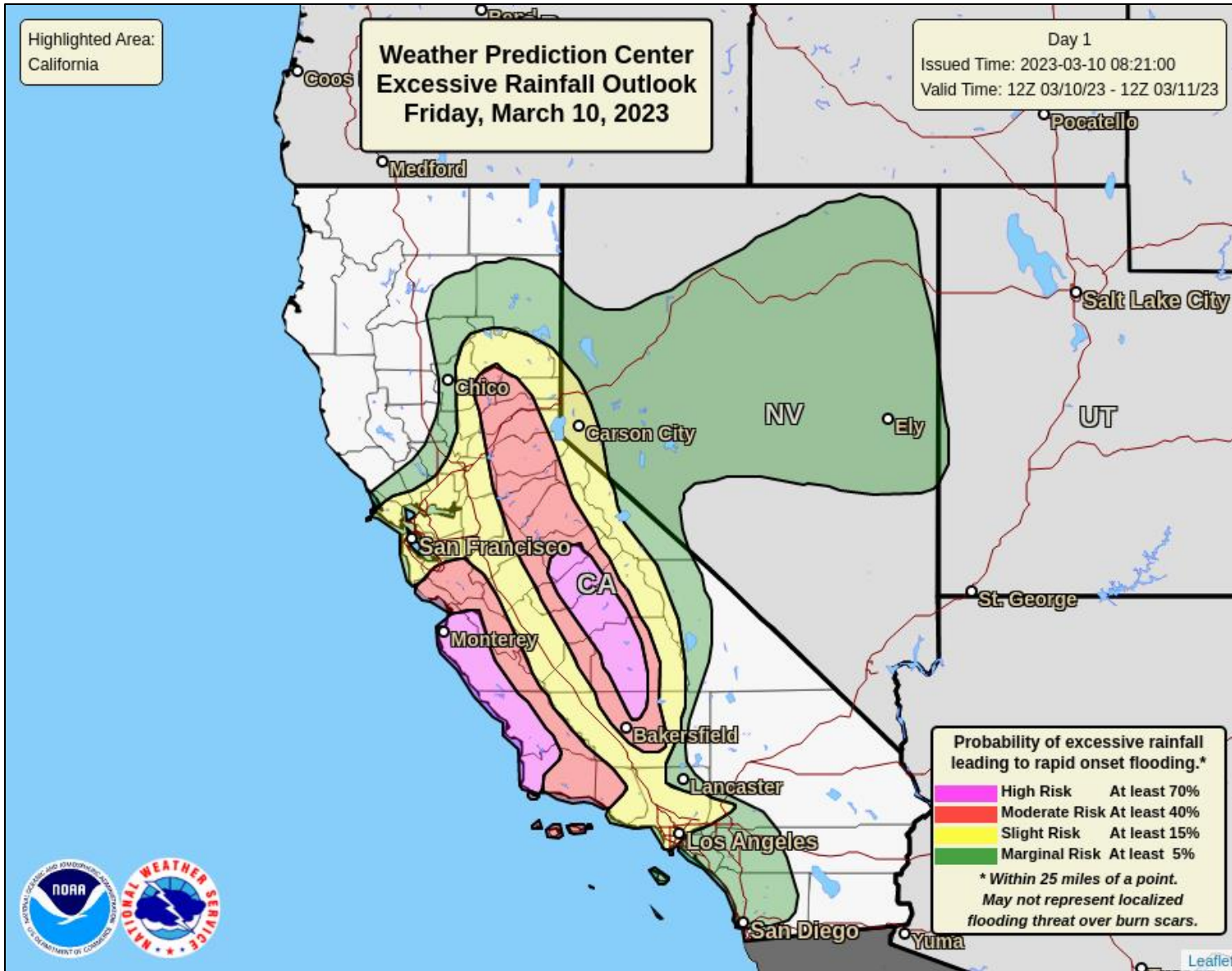


FEMA

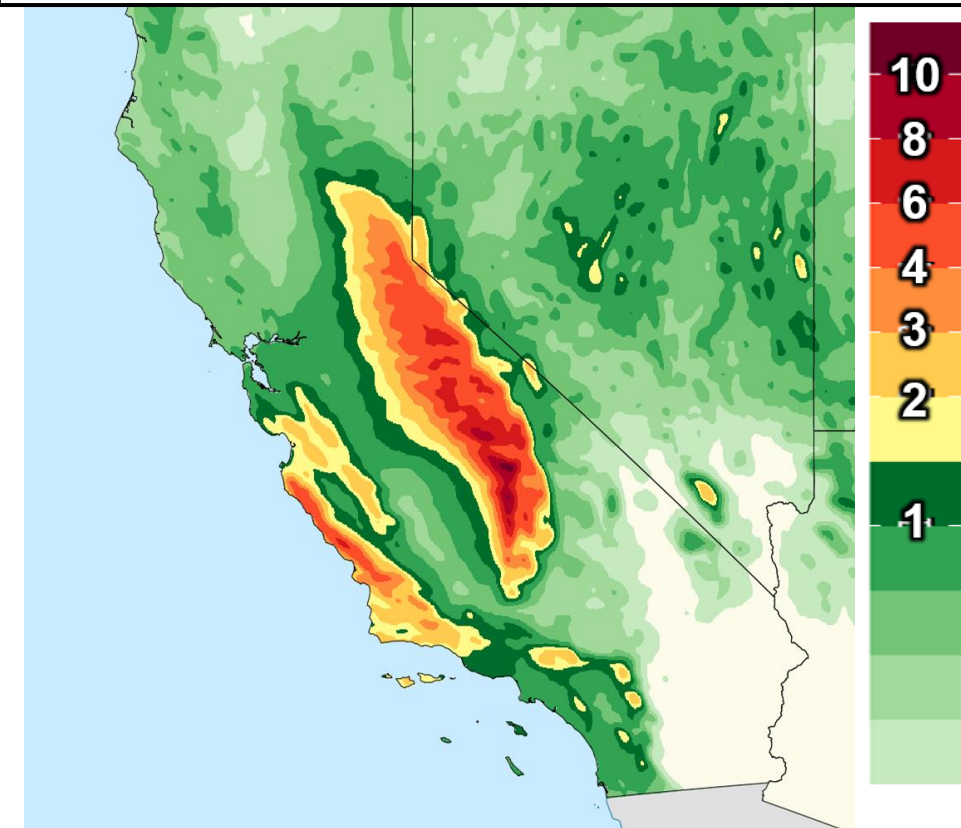
National Watch Center

NWS Weather Prediction Center

Updated 6 am EST, Friday, March 10, 2023



Additional Precip Through 4 PM PST Saturday, March 11, 2023

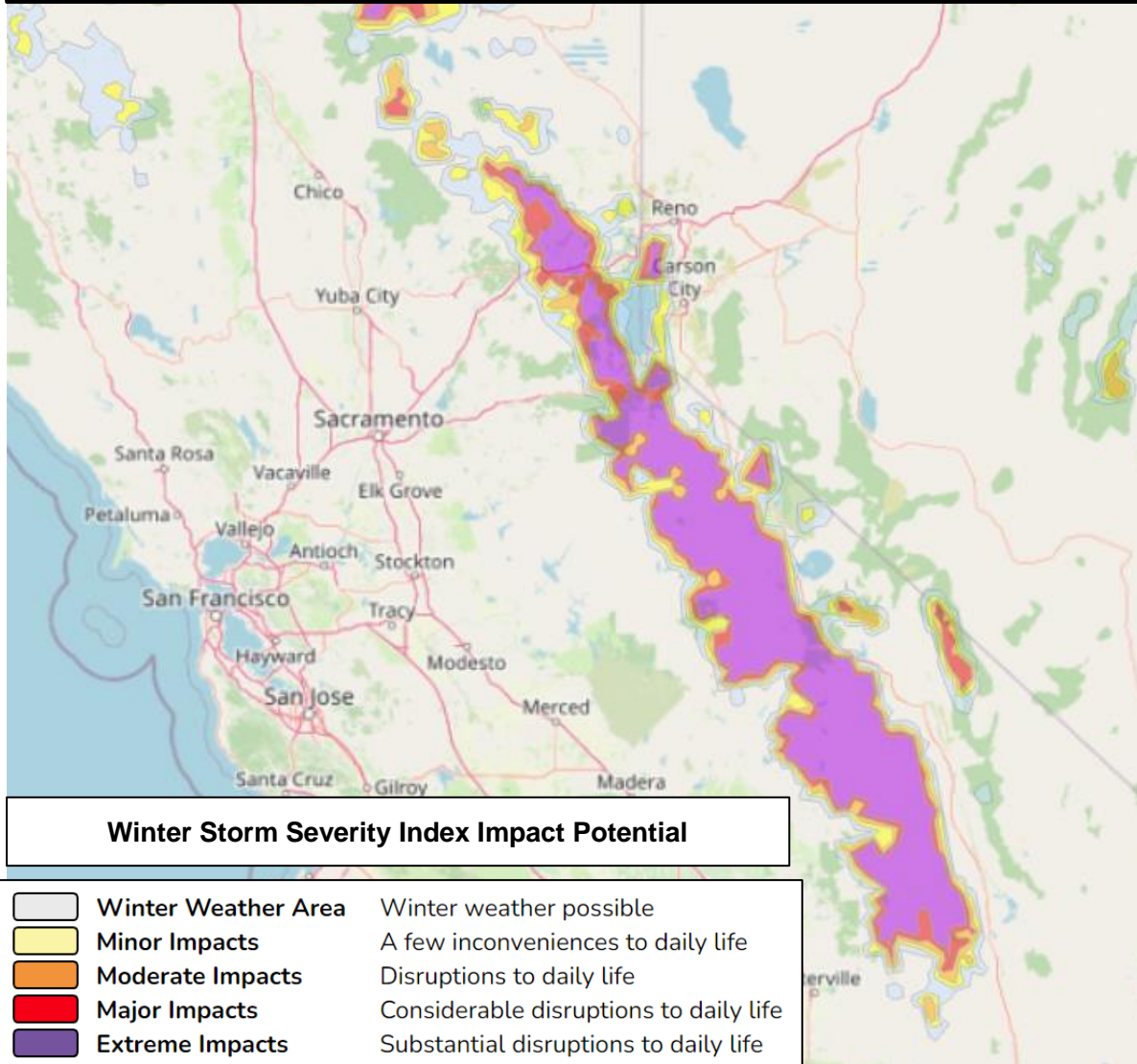


Widespread 1 to 3 inches of precipitation has already fallen in the last 24 hours in northern and central California.

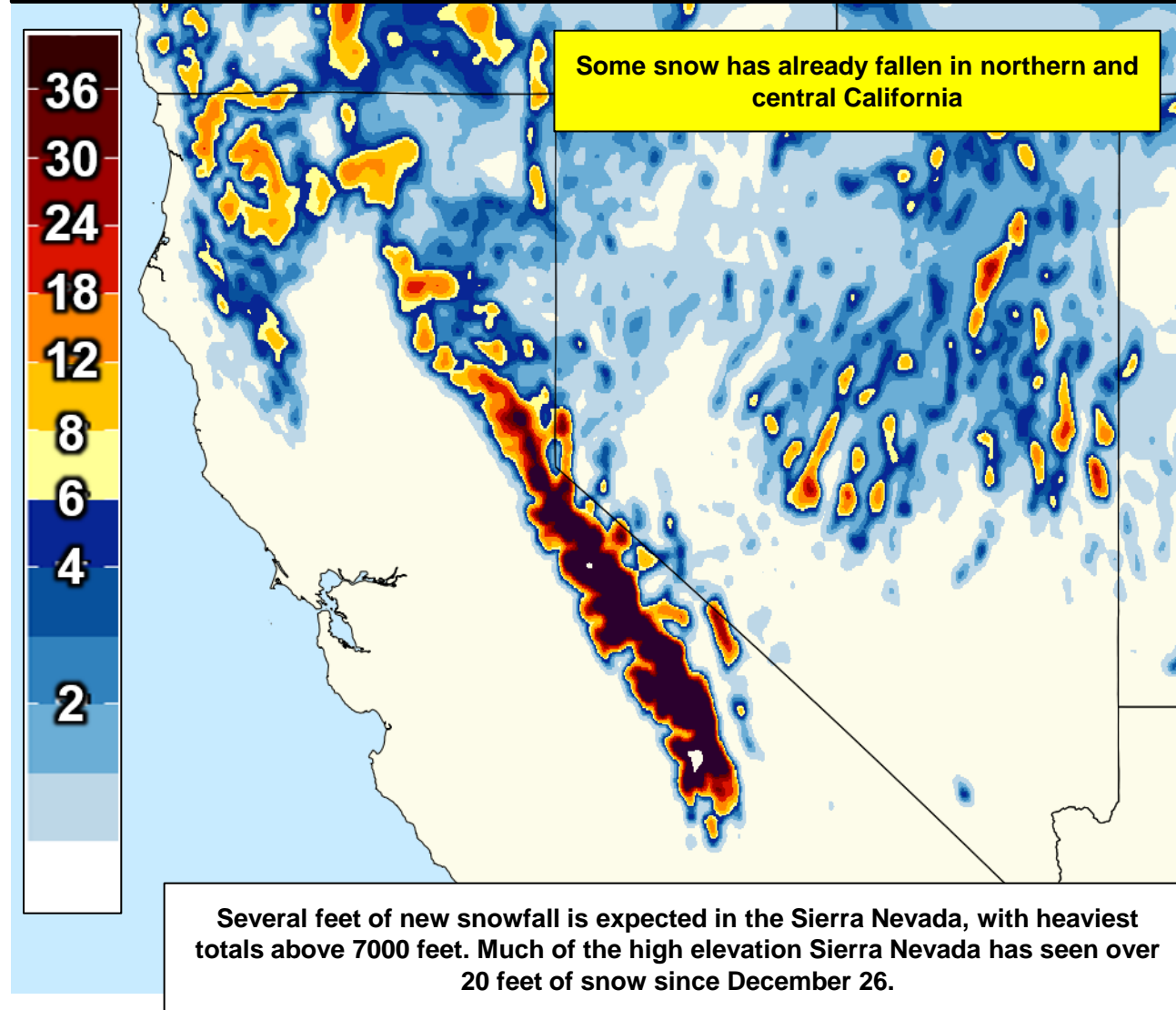
NWS Weather Prediction Center

Updated 6 am EST, Friday, March 10, 2023

Potential Snow Load Impact through Saturday, March 11




Forecast Snowfall Through 4 PM PST Saturday, March 11



California – RFC River Forecasts / 5-Day Forecast Rainfall

WPC QPF


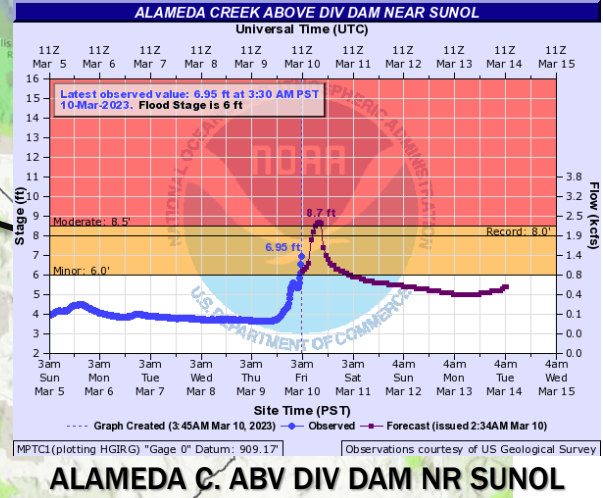
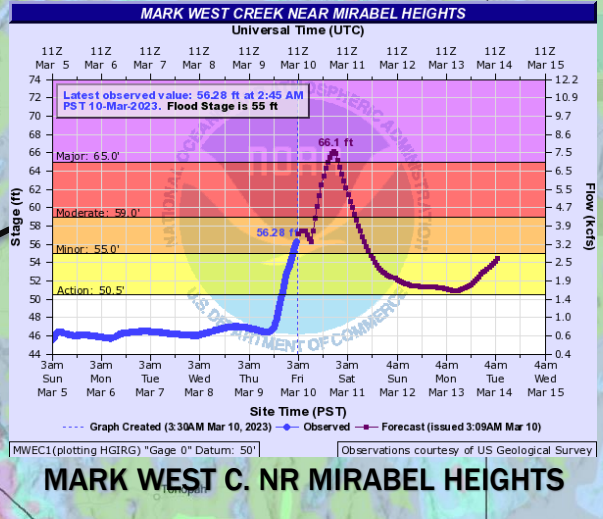
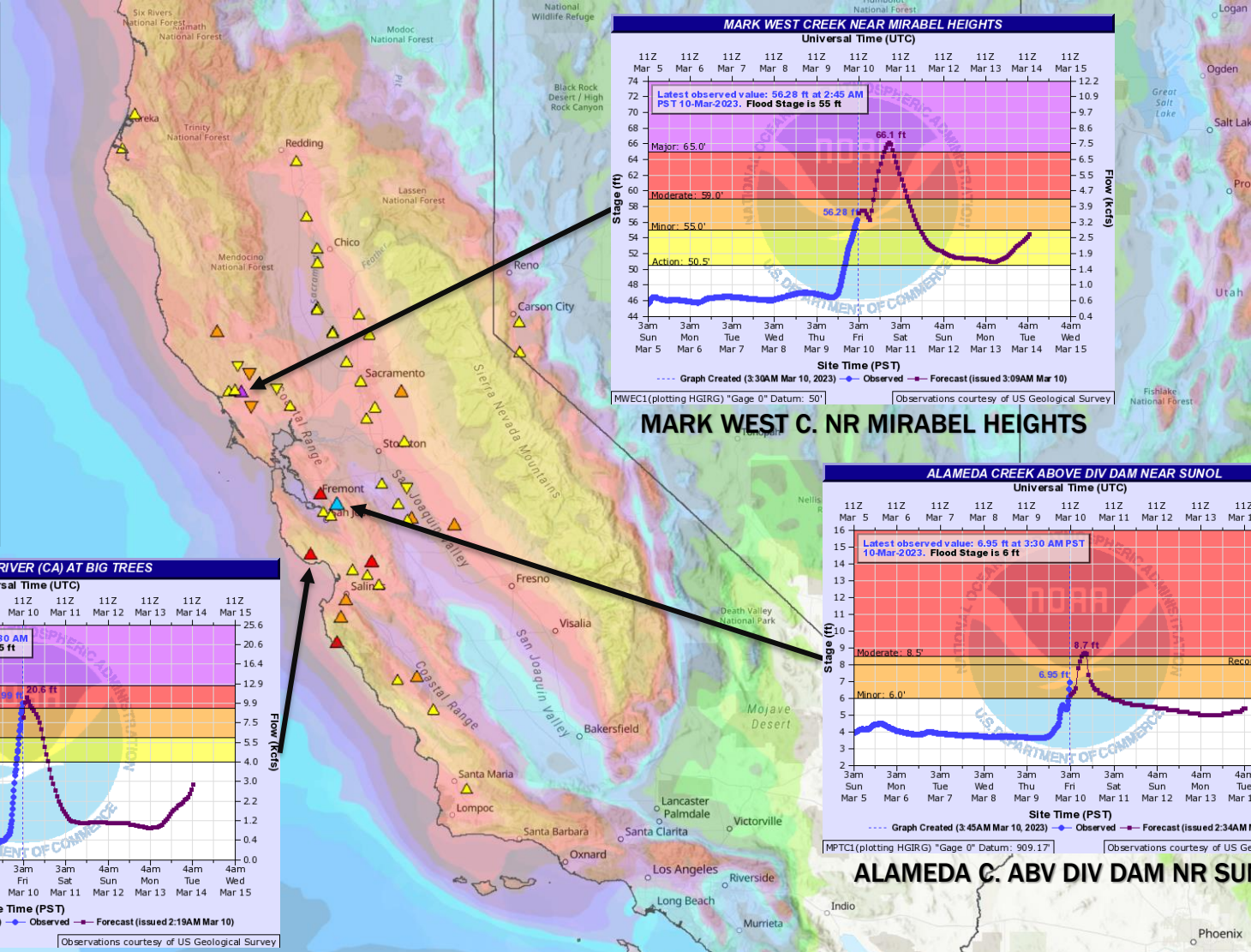
QPF 120 Hour Day 1-5



RFC Max Stage Forecast

Max Status - Forecast Trend

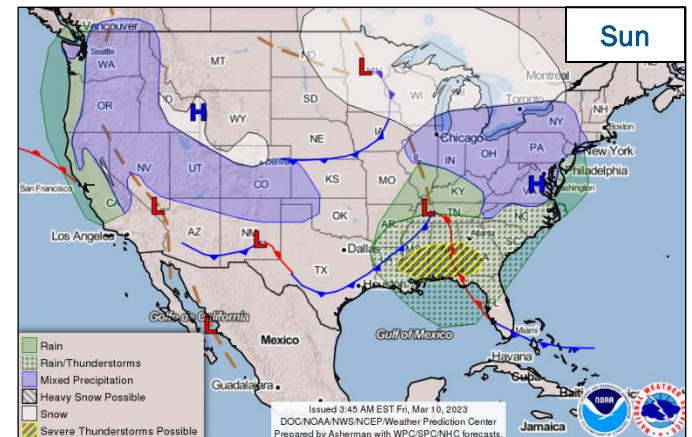
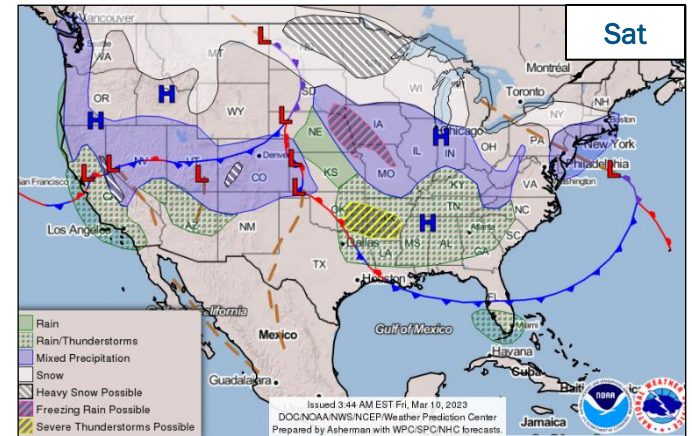
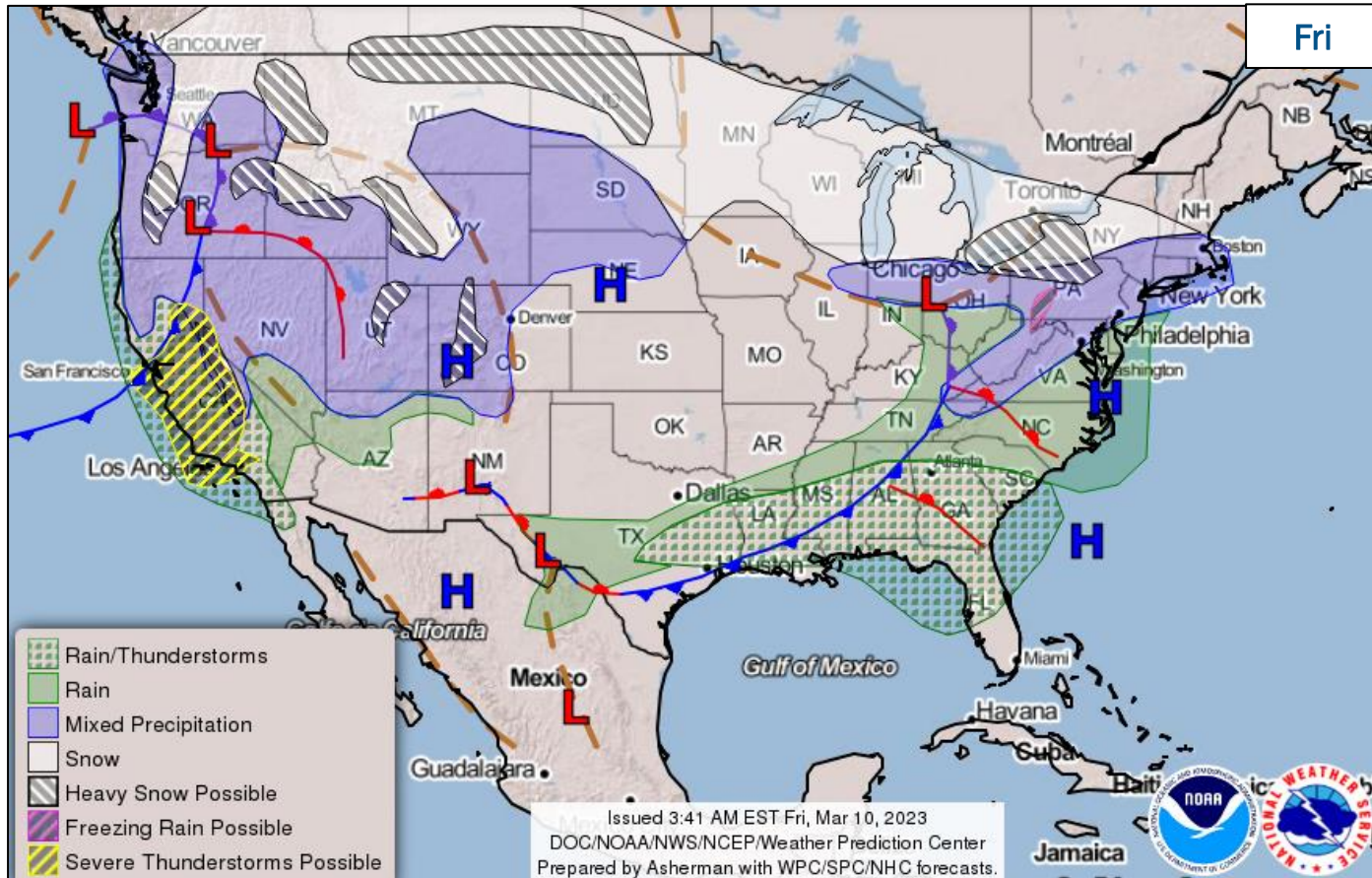
- ▲ Record (Increasing)
- Record (Constant)
- ▼ Record (Decreasing)
- ▲ Major (Increasing)
- Major (Constant)
- ▼ Major (Decreasing)
- ▲ Moderate (Increasing)
- Moderate (Constant)
- ▼ Moderate (Decreasing)
- ▲ Minor (Increasing)
- Minor (Constant)
- ▼ Minor (Decreasing)
- ▲ Action (Increasing)
- Action (Constant)
- ▼ Action (Decreasing)



FEMA

SAN LORENZO R. AT BIG TREES

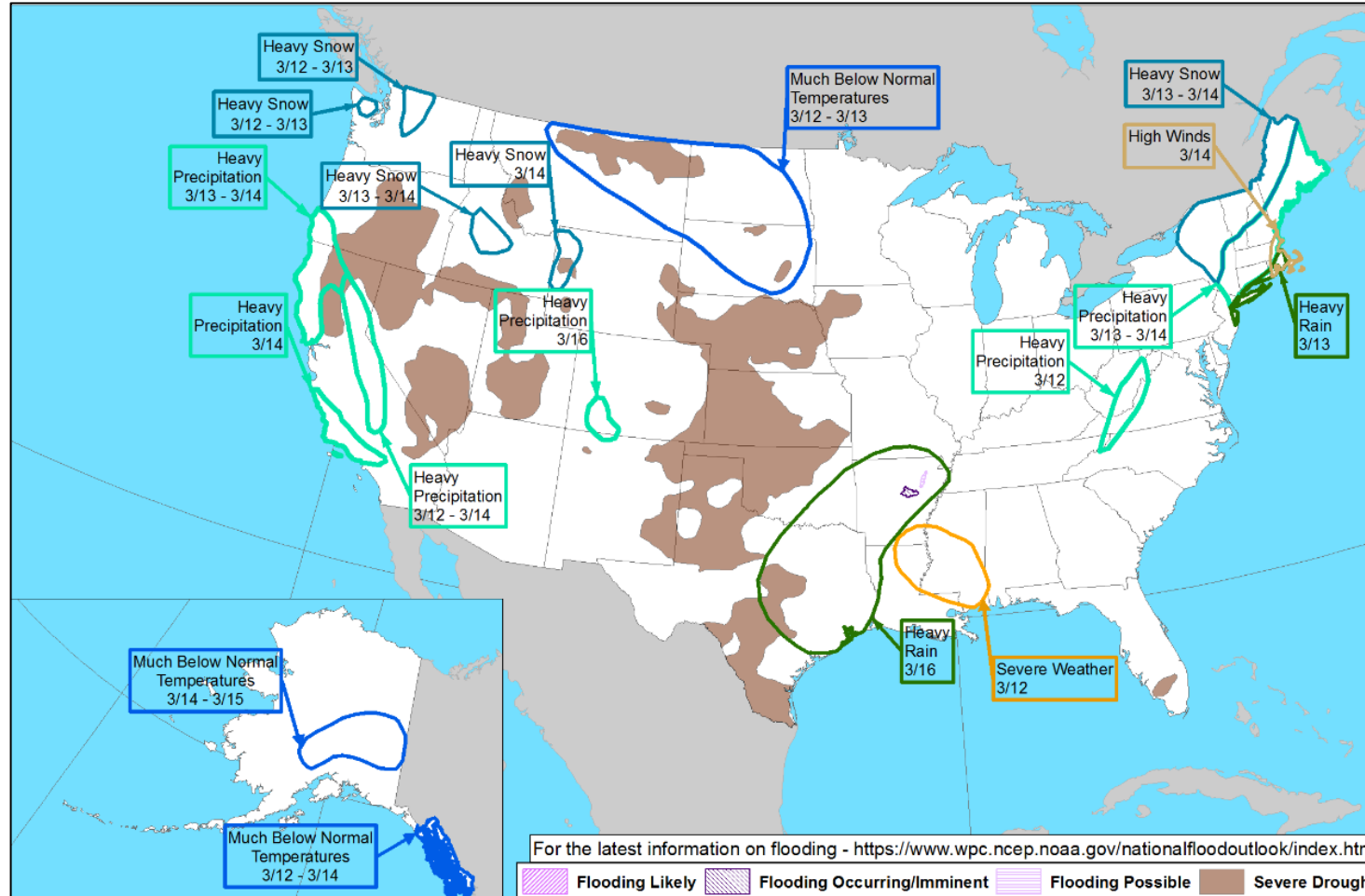
National Weather Forecast



FEMA

National Watch Center

Hazards Outlook – Mar 12 - 16





FEMA

Space Weather Outlook

	Space Weather Activity	Geomagnetic Storms	Solar Radiation	Radio Blackouts
Past 24 Hours	None	None	None	None
Next 24 Hours	None	None	None	None

For further information on NOAA Space Weather Scales refer to: <http://www.swpc.noaa.gov/noaa-scales-explanation>
 For further information on Sunspot Activity refer to: <https://www.swpc.noaa.gov/phenomena/sunspotssolar-cycle>



FEMA

FEMA Common Operating Picture

11
Joint Field
Offices

9
Virtual Joint
Field Offices

51
Major
Disasters

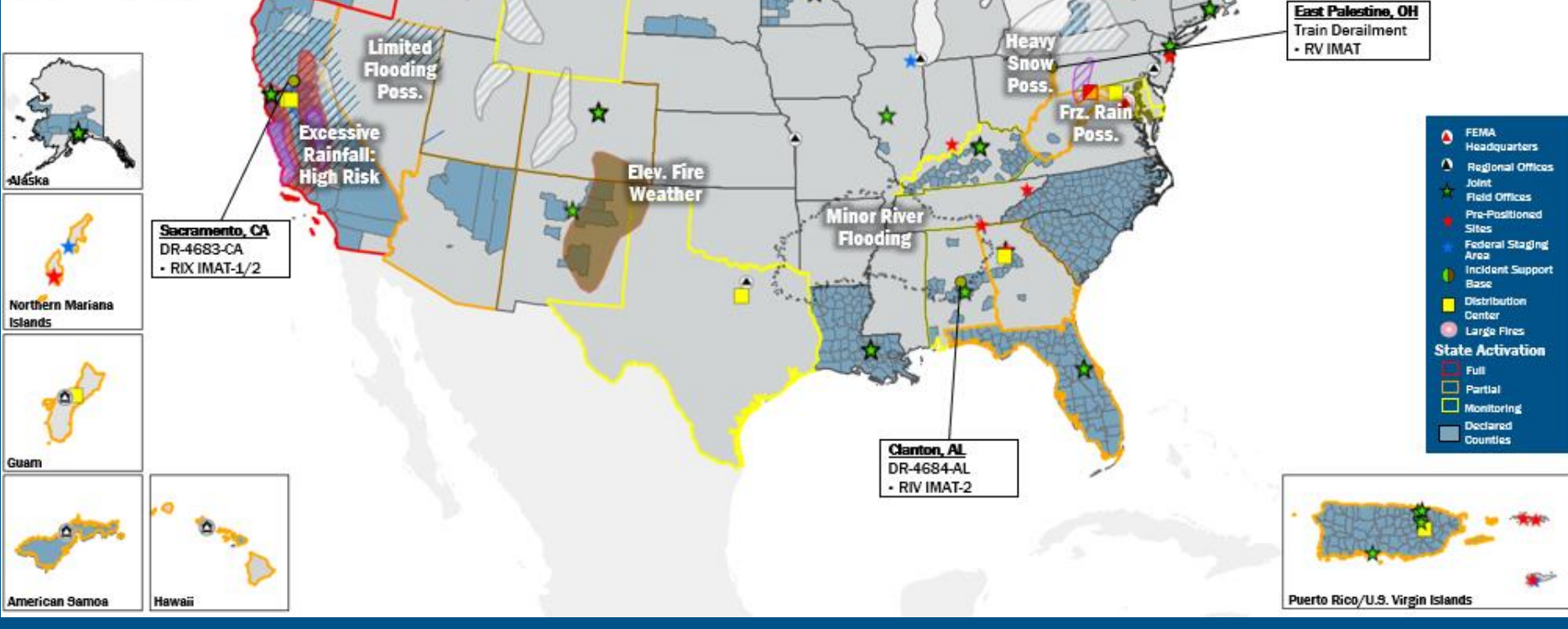
10
Emergency
Declarations

Friday
March 10, 2023
8:30 a.m. ET

FEMA HQ	
NWC	NRCC
Monitoring	Rostered
FEMA REGIONS	
Watch	RRCC
Monitoring	I Rostered
Monitoring	II Rostered
Monitoring	III Rostered
Monitoring	IV Rostered
Monitoring	V Rostered
Monitoring	VI Rostered
Monitoring	VII Rostered
Monitoring	VIII Rostered
Monitoring	IX Rostered
Monitoring	X Rostered
Notes:	
RWCCs/RRCCs: All at Monitoring/Rostered	STATE EOCs: PR: TC Fiona AL/GA/WV/KY/TX/WY: Severe Weather FL: TC Ian CO: Avian Influenza, Public Health Support and Suncor Refinery AZ/CO: SW Border Coordination AS/CA: Seismic Activity CA/HI: Flooding OR: Respiratory Illness (RSV & Influenza) TX: Fire Weather (5) State/Territory EOCs activated for COVID Support
Surge Capacity Force	
Rostered 7,626	Deployed 51

N-IMATs 2-4 Teams Available	
Red	
White	
Blue	
Gold	
R-IMATs ≥ 7 Teams Available	
I	1
II	
III	
IV-1	Personnel
IV-2	AL
V	OH
VI-1	
VI-2	
VII	2
VIII	
IX-1	CA
IX-2	CA
X	Personnel
Fully Mission Capable (FMC)	
Partially Mission Capable (PMC)	
Not Mission Capable (NMC)	
Deployed	

REGIONAL BREAKDOWN			
	JFO/VJFO	DR	EM
I	1/0	3	0
II	2/3	3	4
III	0/0	3	0
IV	3/1	10	3
V	2/0	4	0
VI	1/1	3	3
VII	0/1	0	0
VIII	0/1	5	0
IX	0/1	8	0
X	2/1	12	0



IM Workforce

13,385 (-18) Assigned
3,814 (-112) Unavailable
5,526 Deployed

30% (+1) / 4,045 (+94) Available

IM Cadre Availability ≤ 25% Availability

Civil Rights: 21% (26/122); Disability Integration: 11% (7/61); Environmental Planning and Historic Preservation: 21% (173/830); Field Leadership: 20% (29/143); Hazard Mitigation: 17% (211/1,216); Human Resources: 20% (33/161); Operations: 18% (64/358); Public Assistance: 11% (243/2,175); Planning: 16% (76/463); Safety: 18% (14/79)

MERS

≥ 66%

36 Assigned
0 Unavailable
0 Deployed

36 Available

US&R

≥ 66%

28 Assigned
3 Unavailable
0 Deployed

25 Available

FCO

≤ 1 Type I

49 Assigned
2 Unavailable
340 (+2) (25 (+1) FCOR) Deployed

7 (-2) Available

Joint Preliminary Damage Assessments

Region	State / Location	Incident	IA	Number of Counties		Start - End
			PA	Requested	Complete	
II	NY	Severe Winter Storm Dec 23-25	IA	0	0	N/A
			PA	7 (+2)	5 (+5)	1/24 - TBD
IV	KY	Severe Storms Feb 14-24	IA	0	0	N/A
			PA	22	6 (+3)	3/3 - TBD
		Severe Storms & Tornadoes Mar 3-5	IA	0	0	N/A
			PA	24	0	3/8 - TBD
VI	TX	Winter Storm Jan 29 to TBD	IA	0	0	N/A
			PA	23	2 (+1)	3/6 - TBD
	AR	Winter Storm Jan 30 to TBD	IA	0	0	N/A
			PA	13	13 (+2)	3/6 - 3/9



FEMA

Declaration Requests in Process – 11

State / Tribe / Territory – Incident Description	Type	IA	PA	HM	Requested
Choctaw Nation of Oklahoma – Tornadoes	DR		X	X	Jan 3
WV – Severe Storms, Flooding, Landslides, and Mudslides (Appeal)	DR	X	X	X	Jan 27
TX – Severe Storms and Tornadoes	DR	X		X	Feb 7
ME – Severe Storms and Flooding	DR		X	X	Feb 16
NH – Severe Storms and Flooding	DR		X	X	Feb 17
TX – Severe Winter Storm	DR		X	X	Feb 21
VT – Severe Winter Storm and Flooding	DR		X	X	Feb 21
NY – Severe Winter Storm and Snowstorm	DR	X	X	X	Feb 23
OR – Severe Winter Storm, Straight-line Winds, Flooding, Landslides, and Mudslides	DR		X	X	Feb 27
CA – Heat Dome and Wildfires (Appeal)	DR		X	X	Mar 5
CA – Severe Winter Storm, Flooding, Landslides, and Mudslides	EM		X		Mar 9



FEMA



FEMA

Helping people before, during, and after disasters.



Scan to subscribe to this briefing.