

FEMA National Watch Center

Daily Operations Briefing

Friday, March 7, 2025

8:30 a.m. ET



FEMA

National Current Ops / Monitoring

New Significant Incidents / Ongoing Ops

- No new significant incidents / operations

Hazard Monitoring

- Critical Fire Weather – Southern Plains
- Heavy Snow – Southwest to Central Rockies
- Mixed Precipitation – Central Plains to Ohio Valley

Disaster Declaration Activity

- No new declaration activity

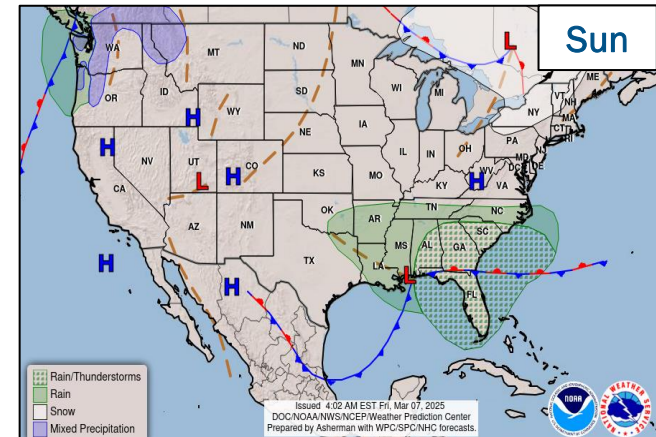
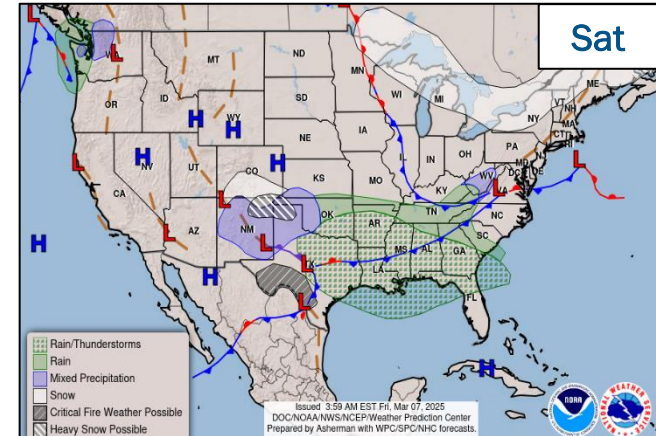
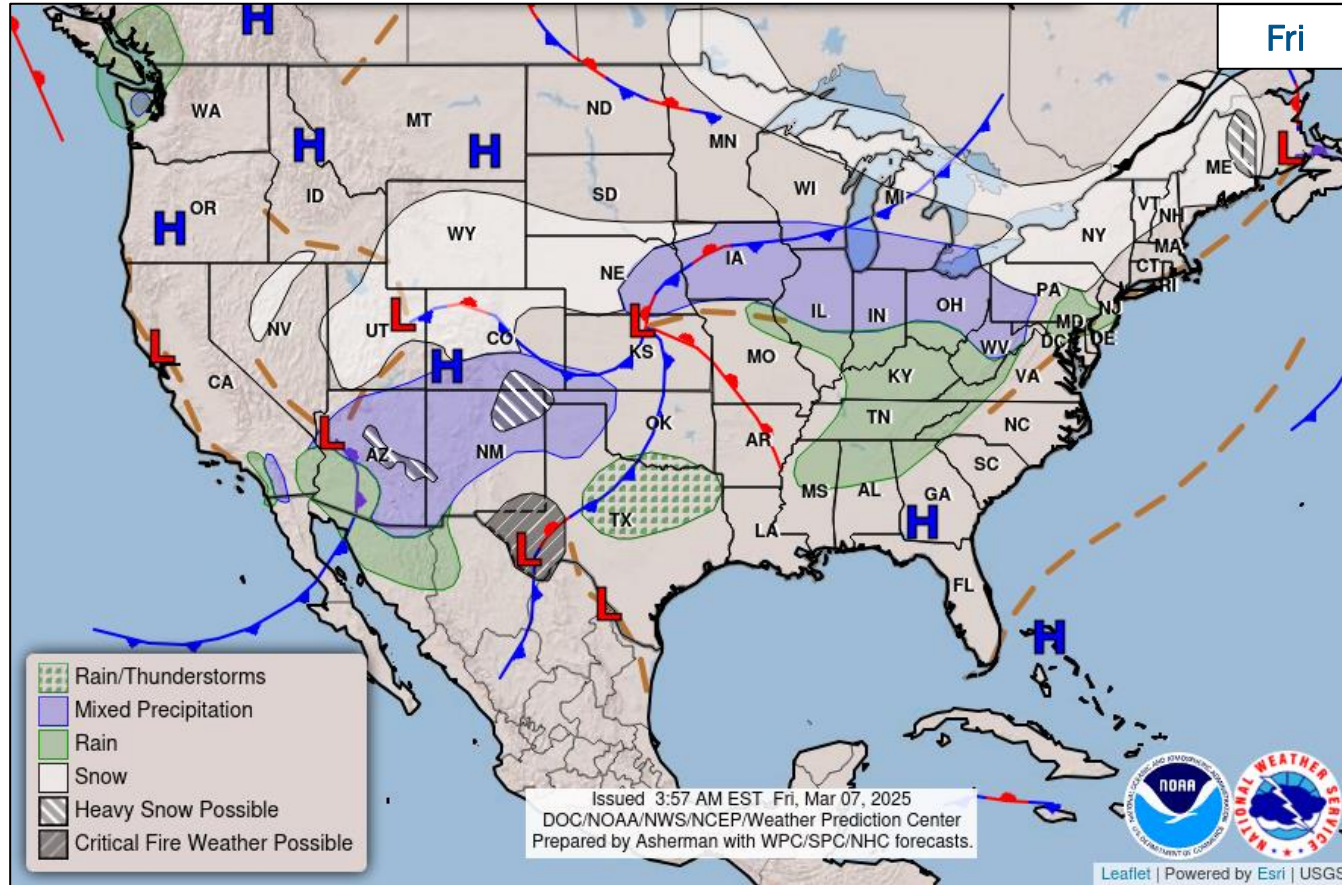
Event Monitoring

- No new significant events



FEMA

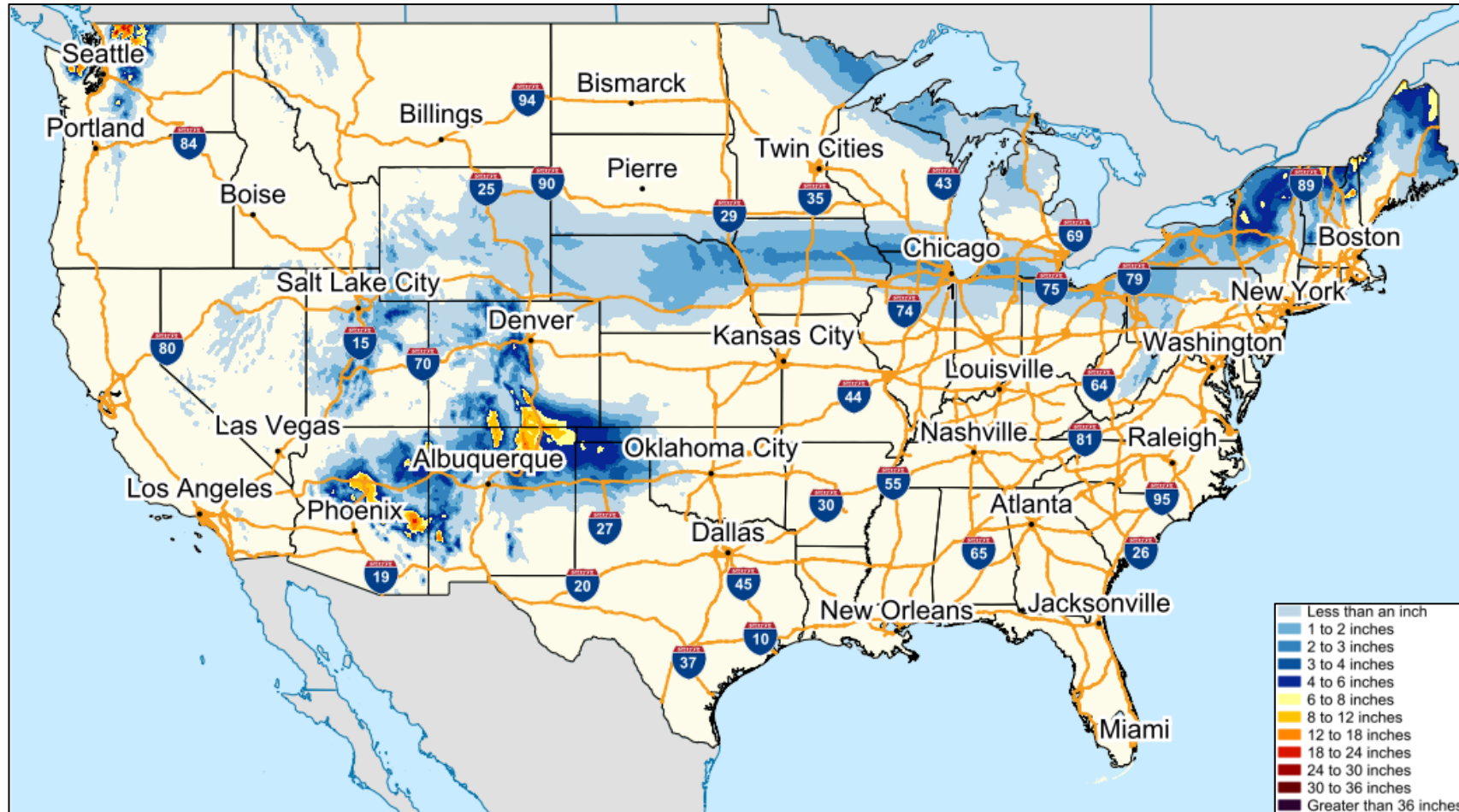
National Weather Forecast



FEMA

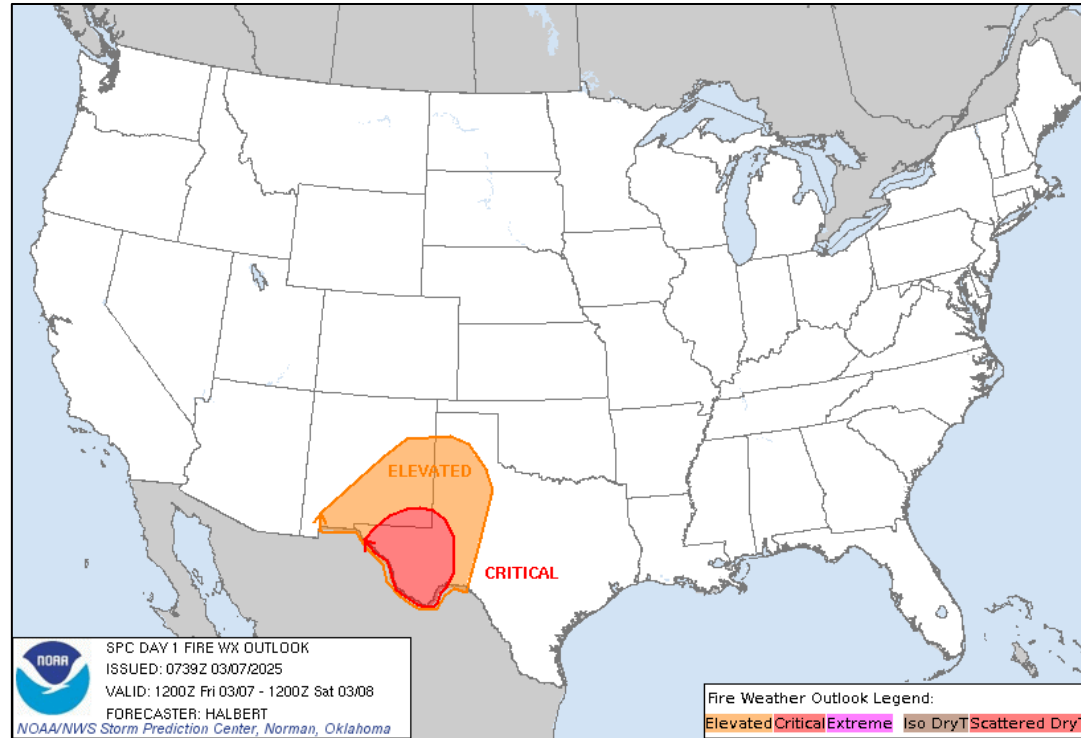
National Watch Center

Snowfall Forecast

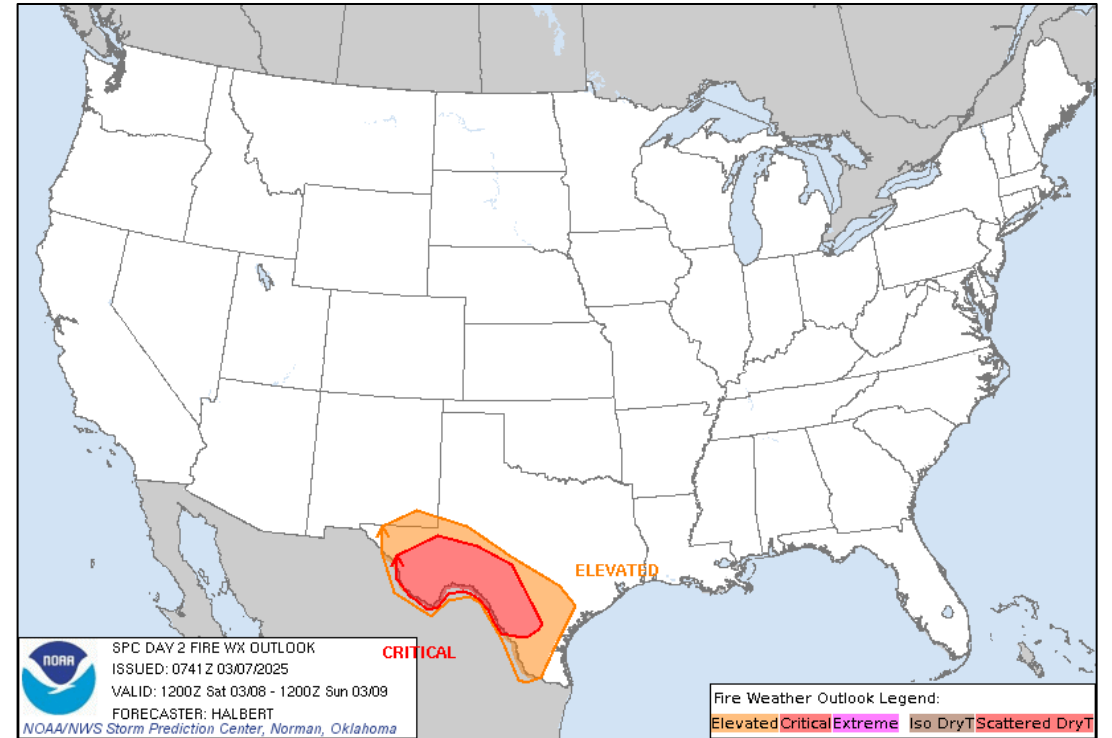


FEMA

Fire Weather Outlook



Today



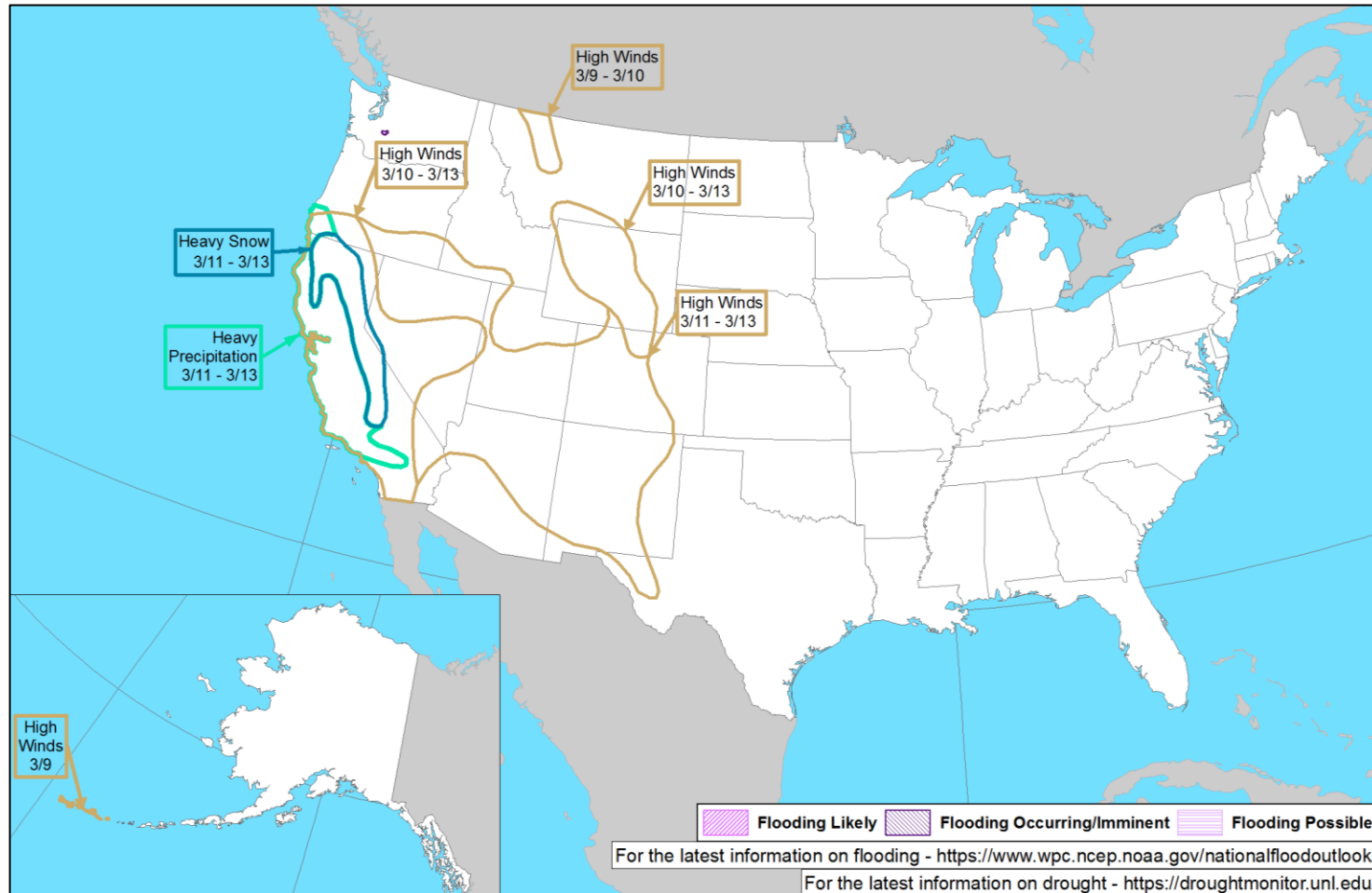
Tomorrow



FEMA

National Watch Center

Hazards Outlook – Mar 9-13

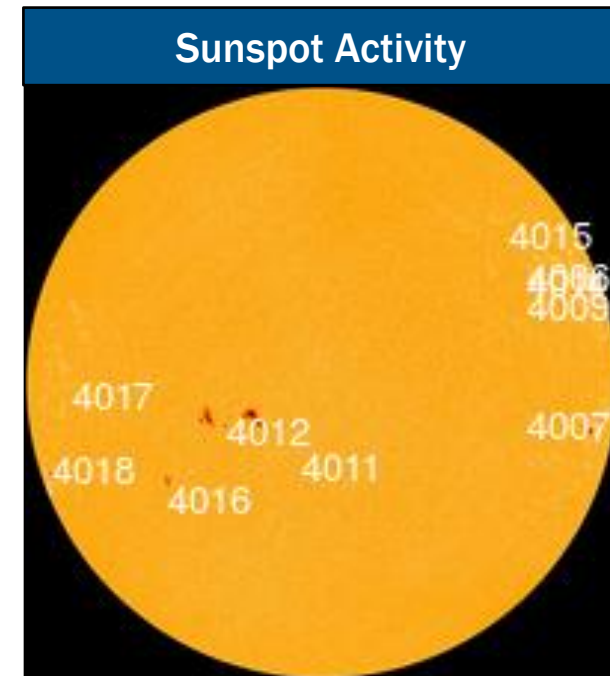



FEMA

Space Weather Outlook

| Minor | Space Weather Activity | Geomagnetic Storms | Solar Radiation | Radio Blackouts |
|---------------|------------------------|--------------------|-----------------|-----------------|
| Past 24 Hours | None | None | None | None |
| Next 24 Hours | None | None | None | None |

For further information on NOAA Space Weather Scales refer to: <http://www.swpc.noaa.gov/noaa-scales-explanation>
 For further information on Sunspot Activity refer to: <https://www.swpc.noaa.gov/phenomena/sunspotssolar-cycle>



FEMA

FEMA Common Operating Picture

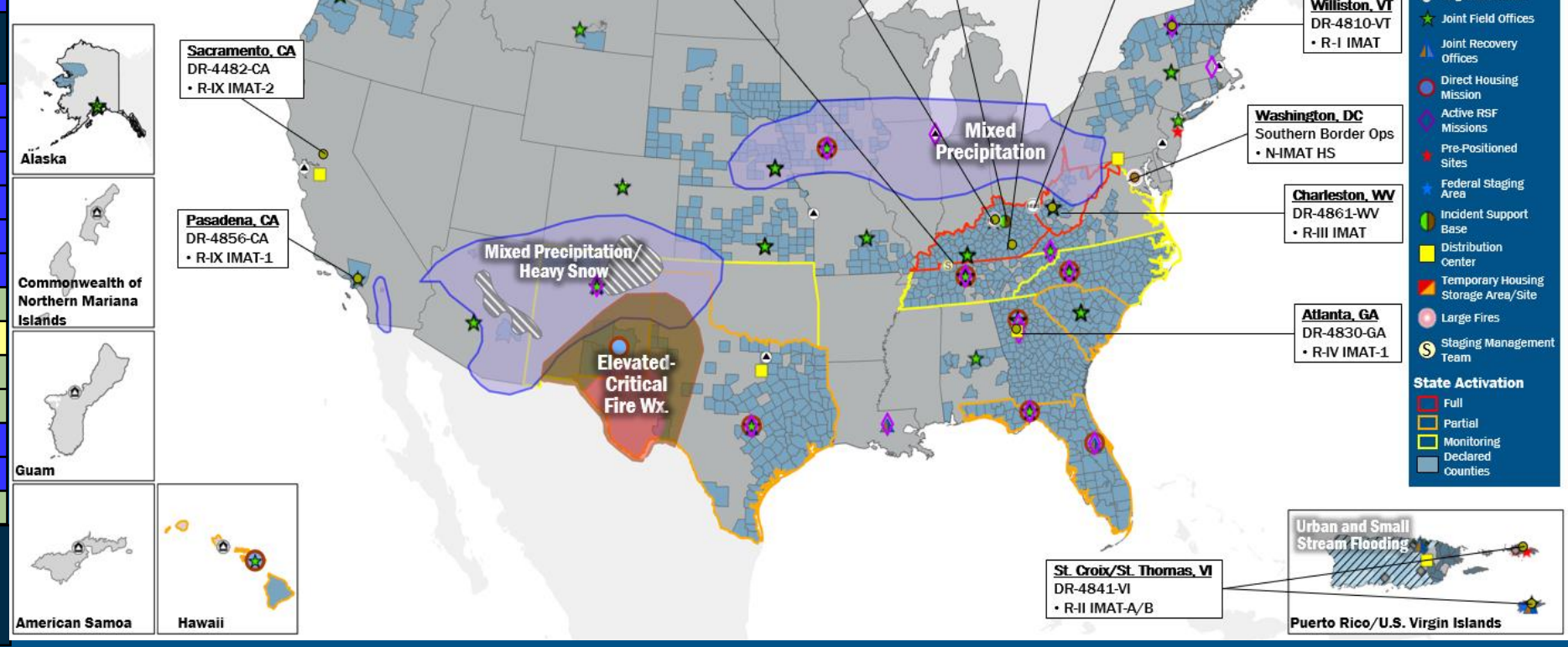
33 Joint Field Offices **Supporting** **93 + 9** Major Disasters Emergency Declarations **12** Direct Housing Missions **29** RSF-Supported Disasters **6** Joint Recovery Offices

Friday
March 7, 2025
8:30 a.m. ET

| FEMA HQ | |
|----------------------------|--|
| NWC | NRCC |
| Monitoring | Steady State |
| FEMA REGIONS | |
| Watch | RRCC |
| Monitoring I | Rostered |
| Monitoring II | Rostered |
| Monitoring III | Rostered |
| Monitoring IV | Rostered |
| Monitoring V | Rostered |
| Monitoring VI | Rostered |
| Monitoring VII | Rostered |
| Monitoring VIII | Rostered |
| Monitoring IX | Rostered |
| Monitoring X | Rostered |
| Notes: | |
| NRCC/RWCs/RRCCs: • NSTR | State EOCs: • HI/SC/TX/NM: Wildfires • NC/TN/VA/WV: Winter Storms • NC: TC Helene • KY/OK: Severe Weather • FL/TN: Previous Incidents |
| Volunteer Force | |
| Rostered 7,959 | Deployed 1 |
| Surge Capacity Force | |
| Rostered 8,935 | Deployed 1 |

| N-IMATs | |
|---------------------|-------------|
| 2-5 Teams Available | |
| Red | |
| White | |
| Blue | |
| Gold | |
| HS | DC (Jan 28) |
| R-IMATs | |
| 4-6 Teams Available | |
| I | VT (Jan 6) |
| II | VI (Oct 30) |
| III | WV (Feb 28) |
| IV-1 | GA (Oct 5) |
| IV-2 | KY (Feb 16) |
| V | KY (Feb 18) |
| VI-1 | |
| VI-2 | Personnel |
| VII | 1 |
| VIII | 3 |
| IX-1 | CA (Jan 8) |
| IX-2 | CA (Mar 6) |
| X | 2 |

| REGIONAL BREAKDOWN | | | | |
|--------------------|-----|----|----|-----|
| | JFO | DR | EM | JRO |
| I | 3 | 12 | 1 | 0 |
| II | 4 | 6 | 0 | 2 |
| III | 2 | 7 | 1 | 0 |
| IV | 8 | 29 | 7 | 1 |
| V | 0 | 0 | 0 | 0 |
| VI | 2 | 5 | 0 | 3 |
| VII | 4 | 14 | 0 | 0 |
| VIII | 2 | 3 | 0 | 0 |
| IX | 3 | 6 | 0 | 0 |
| X | 5 | 11 | 0 | 0 |



- FMAG
- FEMA HQ
- Regional Offices
- Joint Field Offices
- Joint Recovery Offices
- Direct Housing Mission
- Active RSF Missions
- Pre-Positioned Sites
- Federal Staging Area
- Incident Support Base
- Distribution Center
- Temporary Housing Storage Area/Site
- Large Fires
- Staging Management Team
- State Activation**
 - Full
 - Partial
 - Monitoring
 - Declared Counties

IM Workforce

14,220 (-7) Assigned
4,910 (+6) Unavailable
7,000 (-9) Deployed

16% / 2,310 (-4) Available

IM Cadre Availability

19 Cadres ≤ 25% Availability
Civil Rights: 18% (32/179); Disaster Field Training Operations: 23% (23/98); Disability Integration: 13% (5/39); Disaster Survivor Assistance: 22% (288/1,303); External Affairs: 7% (23/396); Environmental Planning and Historic Preservation: 13% (114/883); Field Leadership: 13% (19/147); Financial Management: 21% (47/225); Hazard Mitigation: 11% (129/1,224); Human Resources: 13% (24/183); Individual Assistance: 13% (342/2,652); Interagency Recovery Coordination: 23% (79/342); Information Technology: 19% (138/713); Logistics: 11% (187/1,700); Operations: 16% (60/372); Public Assistance: 13% (292/2,308); Planning: 8% (39/471); Safety: 15% (14/94); Security: 10% (13/136)

MERS
≥ 66%

36 Assigned
0 Unavailable
1 (-2) Deployed

35 (+2) Available

US&R
≥ 66%

28 Assigned
1 Unavailable
0 Deployed

27 Available

FCO
≤ 1 Type I

51 (-1) Assigned
5 Unavailable
44 (27 FCOR) Deployed

2 (-1) Available

Joint Preliminary Damage Assessments

| Region | State / Location | Incident | IA | Number of Counties | | Start - End |
|--------|------------------|--|----|--------------------|----------|-------------|
| | | | PA | Requested | Complete | |
| III | VA | Flooding, Severe Storms, Tornadoes, and Winter Storms Feb 10 and continuing | IA | 11 | 11 | 2/18 - 2/28 |
| | | | PA | 12 | 0 | TBD - TBD |
| IV | TN | Severe Weather and Flooding Feb 15-16 | IA | 3 | 0 | 3/6 - TBD |
| | | | PA | 0 | 0 | N/A |
| VI | LA | Winter Weather January 20-23 | IA | 0 | 0 | N/A |
| | | | PA | 22 | 0 | 2/12 - TBD |
| | MCN* | Winter Weather and Freezing Temperatures Feb 19-21 | IA | 0 | 0 | N/A |
| | | | PA | 1 | 0 | 2/26 - TBD |

*Muscogee (Creek) Nation



FEMA

National Watch Center

Declaration Requests in Process – 6

| State / Tribe / Territory – Incident Description | Type | IA | PA | HM | Requested |
|--|------|----|----|----|-----------|
| NY – Severe Storms, Tornadoes, Straight-line Winds, and Flooding | EM | | X | | Jul 20 |
| CA – Park and Borel Fires (Appeal) | DR | X | X | X | Dec 2 |
| OK – Severe Storms, Straight-line Winds, Tornadoes, and Flooding | DR | X | | X | Dec 20 |
| WA – Severe Storms, Straight-line Winds, Flooding, Landslides, and Mudslides | DR | | X | X | Jan 14 |
| KY – Severe Winter Storms and Snowstorms | DR | | X | X | Jan 30 |
| VA – Severe Winter Storms, Tornadoes, and Flooding | DR | X | X | X | Feb 26 |



FEMA



FEMA

Helping people before, during, and after disasters.



Scan to subscribe to this briefing.