

FEMA National Watch Center

# Daily Operations Briefing

Tuesday, March 7, 2023

8:30 a.m. ET



**FEMA**

# National Current Ops / Monitoring

---

## New Significant Incidents / Ongoing Ops

- No significant incidents / operations

## Hazard Monitoring

- Heavy Snow – California to the Pacific Northwest and the Northern Plains
- Heavy Rain / Flash Flooding – Southern Plains and the Lower Mississippi Valley
- Mixed Precipitation – California to the Pacific Northwest and the Central Plains to the Middle Mississippi Valley

---

## Disaster Declaration Activity

- No new declaration activity

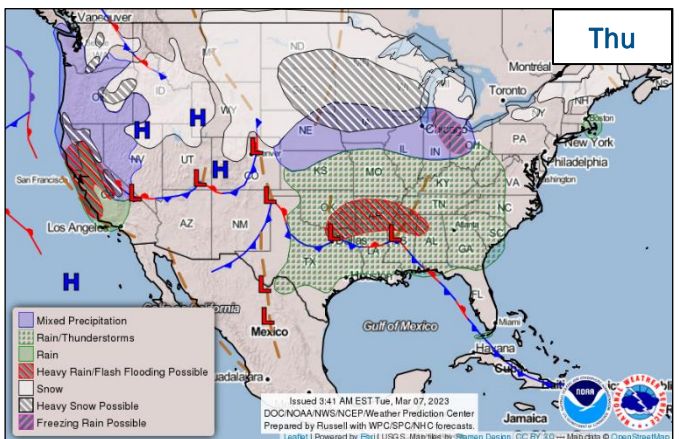
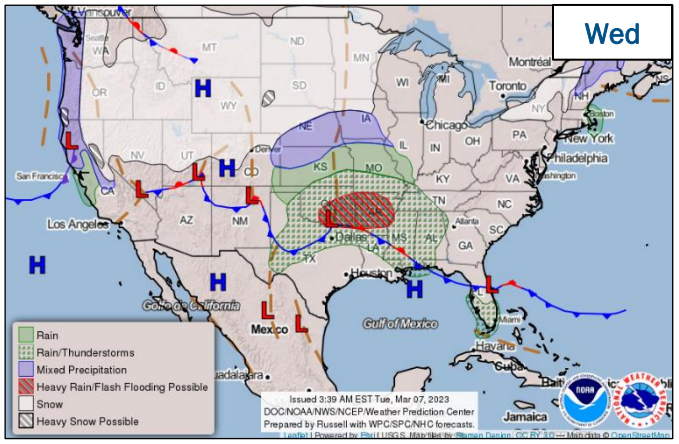
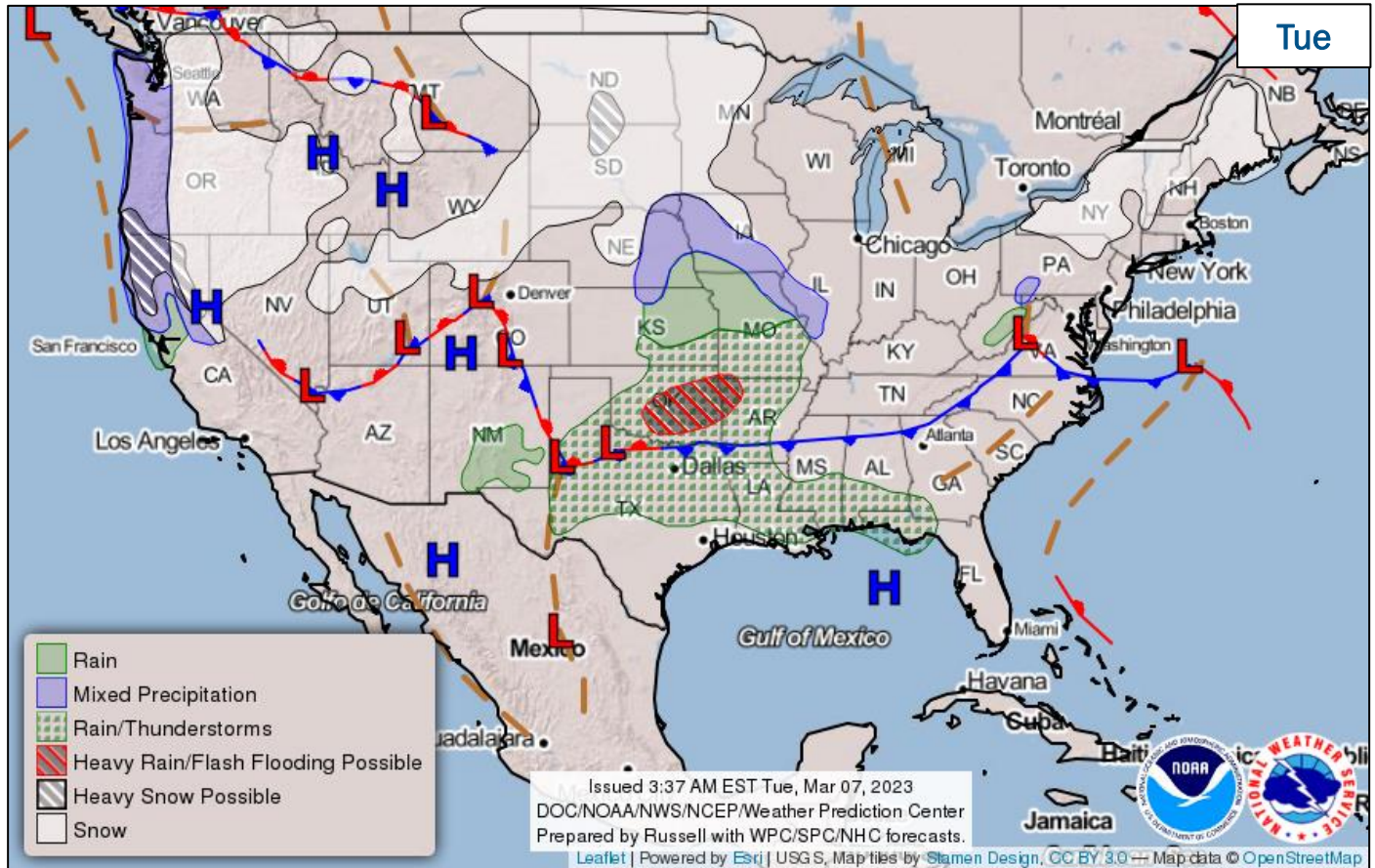
## Event Monitoring

- No significant events



**FEMA**

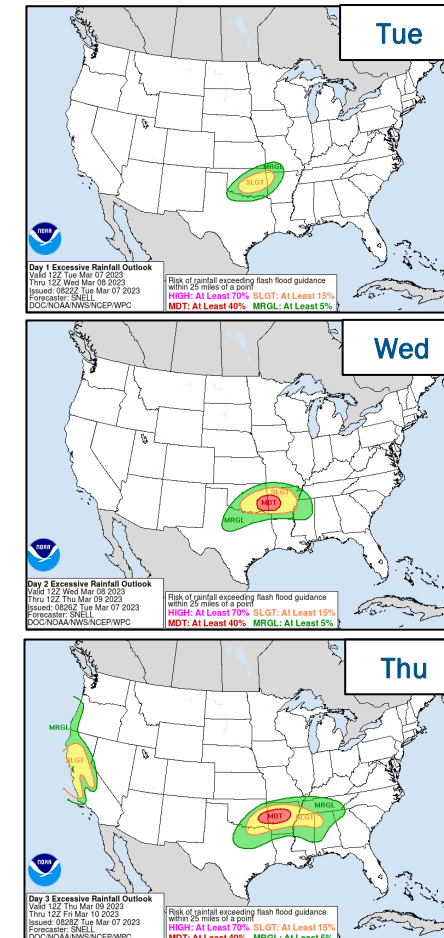
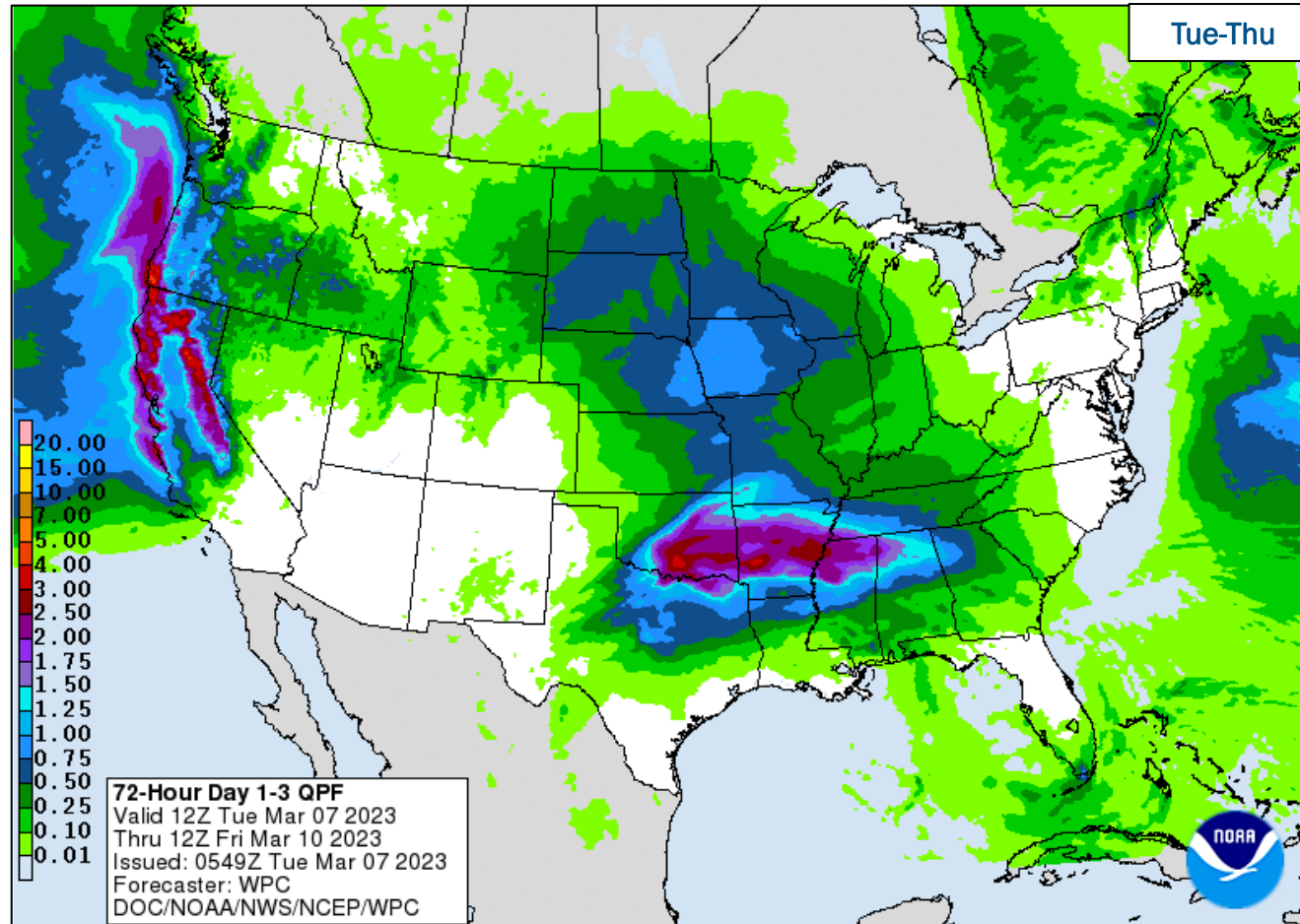
# National Weather Forecast



FEMA

National Watch Center

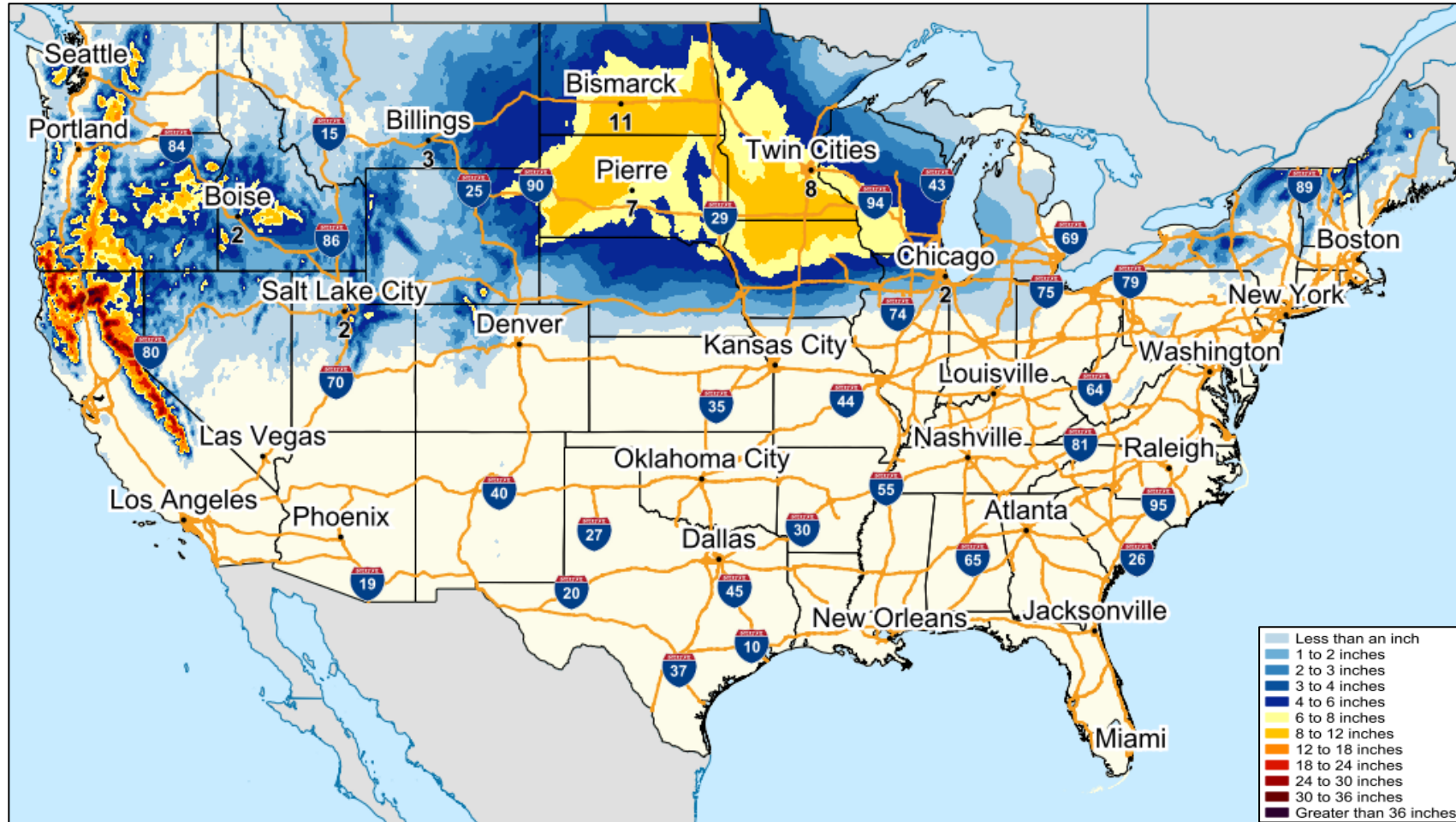
# Precipitation & Excessive Rainfall



FEMA

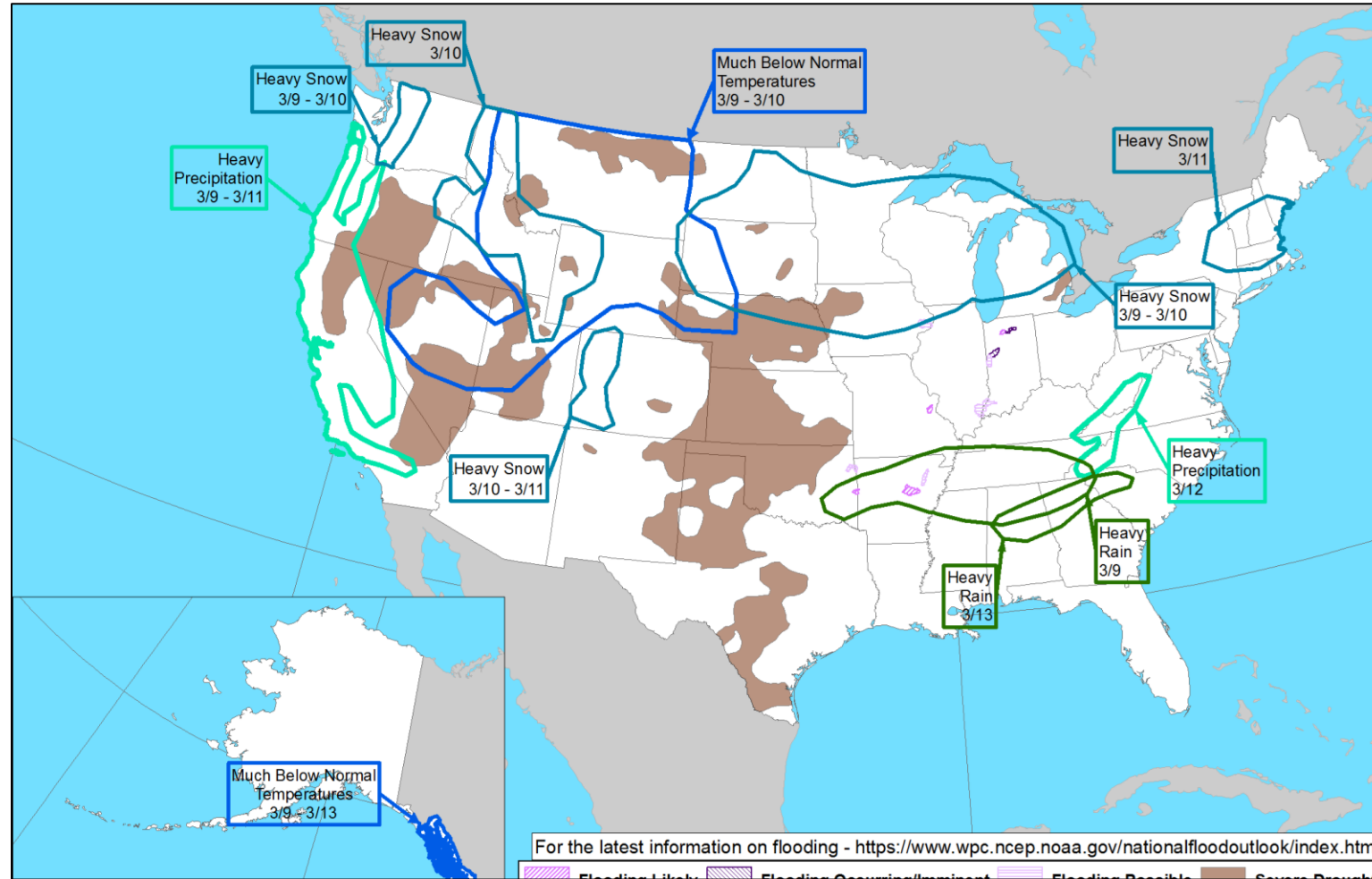


# Snowfall Forecast



FEMA

# Hazards Outlook – Mar 9-13



FEMA

# FEMA Common Operating Picture

**11**  
Joint Field  
Offices

**9**  
Virtual Joint  
Field Offices

**49**  
Major  
Disasters

**10**  
Emergency  
Declarations

Tuesday  
March 7, 2023  
8:30 a.m. ET

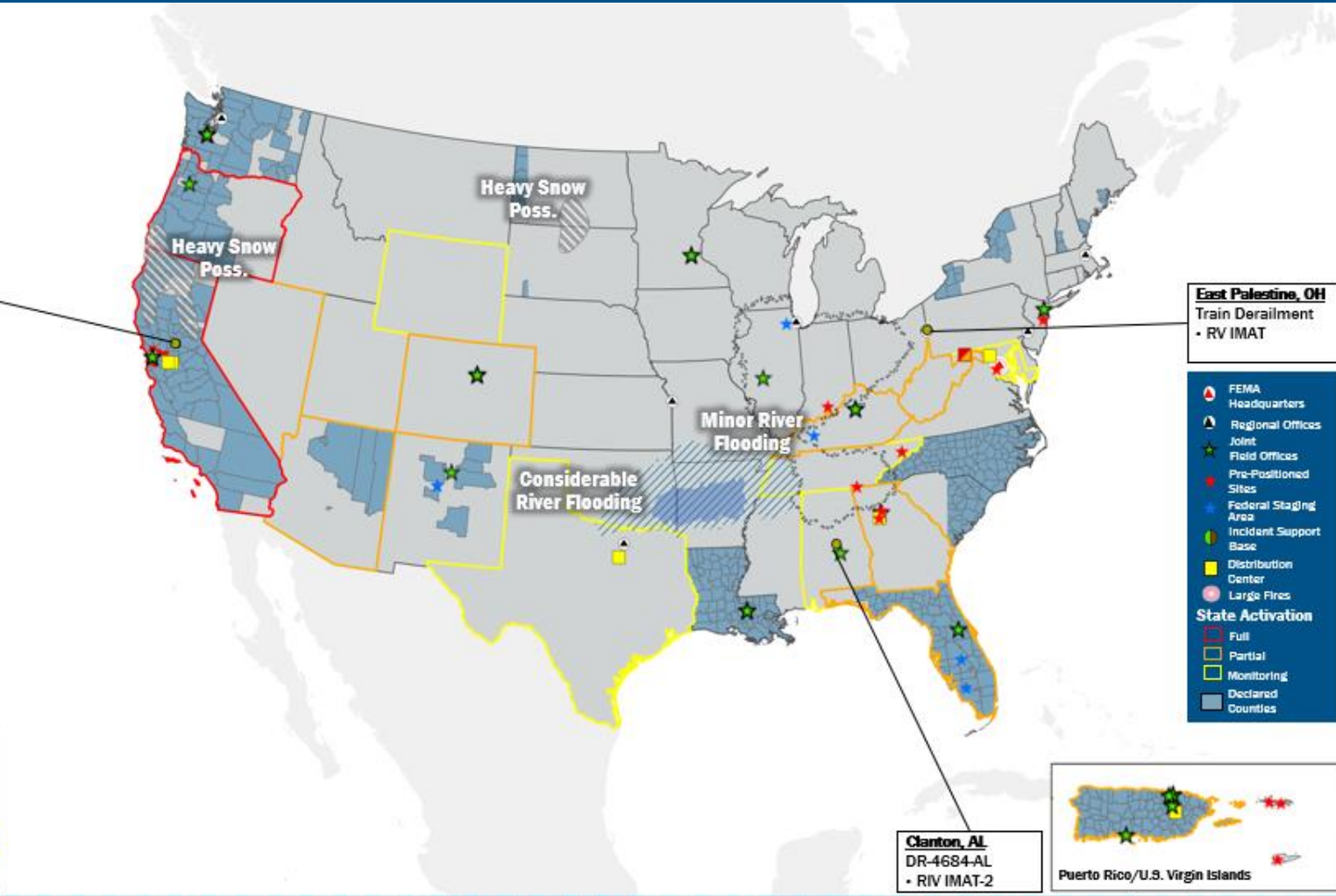
FEMA HQ	
NWC	NRCC
Monitoring	Rostered
FEMA REGIONS	
Watch	RRCC
Monitoring	I Rostered
Monitoring	II Rostered
Monitoring	III Rostered
Monitoring	IV Rostered
Monitoring	V Rostered
Monitoring	VI Rostered
Monitoring	VII Rostered
Monitoring	VIII Rostered
Monitoring	IX Rostered
Monitoring	X Rostered
Notes:	
RWCs/RRCCs:	STATE EOCs: PR: TC Fiona AL/GA/WV/TN/TX: Severe Weather FL: TC Ian CO: Avian Influenza, Public Health Support and Suncor Refinery AZ/CO: SW Border Coordination AS/CA: Seismic Activity CA/HI: Flooding OR: Respiratory Illness (RSV & Influenza) TX: Fire Weather CA/DC/MD/NV/OR/GU/CNMI: All Other States/Territories for Covid
Surge Capacity Force	
Rostered 7,626	Deployed 54

N-IMATs	
2-4 Teams Available	
Red	
White	
Blue	
Gold	
R-IMATs	
≥ 7 Teams Available	
I	1
II	
III	
IV-1	Personnel
IV-2	AL
V	OH
VI-1	
VI-2	
VII	2
VIII	
IX-1	CA
IX-2	CA
X	Personnel
	Fully Mission Capable (FMC)
	Partially Mission Capable (PMC)
	Not Mission Capable (NMC)
	Deployed

REGIONAL BREAKDOWN			
	JFO/WJFO	DR	EM
I	1/0	3	0
II	2/3	3	4
III	0/0	3	0
IV	3/1	9	3
V	2/0	4	0
VI	1/1	3	3
VII	0/1	0	0
VIII	0/1	5	0
IX	0/1	7	0
X	2/1	12	0



**Sacramento, CA**  
DR-4683-CA  
• RIX IMAT-1/2



## IM Workforce

13,402 (+3) Assigned  
 3,847 (+4) Unavailable  
 5,519 (+7) Deployed

---

30% / 4,036 (+33) Available

## IM Cadre Availability ≤ 25% Availability

Civil Rights: 21% (26/122); Disability Integration: 11% (7/61); Environmental Planning and Historic Preservation: 21% (172/830); Field Leadership: 22% (31/143); Hazard Mitigation: 16% (200/1,213); Human Resources: 20% (33/161); Operations: 19% (68/357); Public Assistance: 12% (257/2,174); Planning: 17% (77/462); Safety: 18% (14/79)

## MERS

≥ 66%

36 Assigned  
 0 Unavailable  
 0 Deployed

---

36 Available

## US&R

≥ 66%

28 Assigned  
 3 Unavailable  
 0 Deployed

---

25 Available

## FCO

≤ 1 Type I

49 Assigned  
 2 Unavailable  
 37 (24 FCOR) Deployed

---

10 Available

# Joint Preliminary Damage Assessments

Region	State / Location	Incident	IA	Number of Counties		Start - End
			PA	Requested	Complete	
I	ME	Severe Winter Storm Dec 23-24	IA	0	0	N/A
			PA	8	8 (+2)	1/9 - 3/3
II	NY	Severe Winter Storm Dec 23-25	IA	0	0	N/A
			PA	5	0	1/24 - TBD
IV	KY	Severe Storms Feb 14-24	IA	0	0	N/A
			PA	22	0	3/8 - TBD
		Severe Storms & Tornadoes Mar 3-5	IA	0	0	N/A
			PA	24	0	3/8 - TBD
VI	TX	Winter Storm Jan 29 to TBD	IA	0	0	N/A
			PA	23	0	TBD
	AR	Winter Storm Jan 30 to TBD	IA	0	0	N/A
			PA	10	2 (+2)	3/6 - TBD
IX	Navajo Nation	Severe Winter Snowstorm Jan 19 to TBD	IA	0	0	N/A
			PA	1	0	2/27 - TBD



FEMA



# Declaration Requests in Process – 12

State / Tribe / Territory – Incident Description	Type	IA	PA	HM	Requested
Choctaw Nation of Oklahoma – Tornadoes	DR		X	X	Jan 3
WV – Severe Storms, Flooding, Landslides, and Mudslides (Appeal)	DR	X	X	X	Jan 27
TX – Severe Storms and Tornadoes	DR	X		X	Feb 7
ME – Severe Storms and Flooding	DR		X	X	Feb 16
NH – Severe Storms and Flooding	DR		X	X	Feb 17
TX – Severe Winter Storm	DR		X	X	Feb 21
VT – Severe Winter Storm and Flooding	DR		X	X	Feb 21
TN – Severe Winter Storm	DR		X	X	Feb 17
Bear River Band of the Rohnerville Rancheria – Earthquake	DR		X	X	Feb 16
NY – Severe Winter Storm and Snowstorm	DR	X	X	X	Feb 23
OR – Severe Winter Storm, Straight-line Winds, Flooding, Landslides, and Mudslides	DR		X	X	Feb 27
CA – Heat Dome and Wildfires (Appeal)	DR		X	X	Mar 5



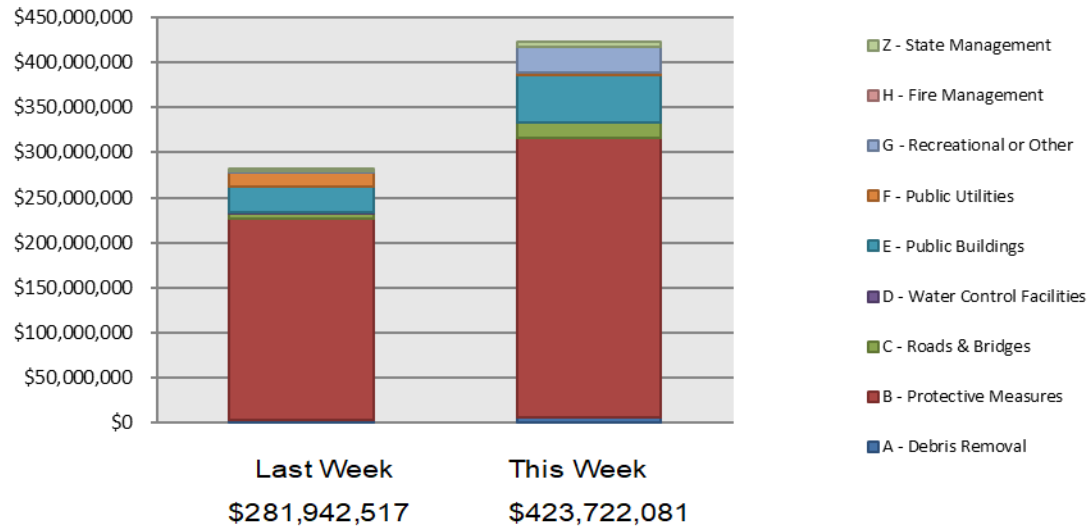
**FEMA**

# Public Assistance Grant Program

## PA Project Worksheets Obligated in past week, as of 03/06/2023 at 1500 EDT

PA Category	Emergency Work		Permanent Work				H - Fire Management	Z - State Management	Total	
	A - Debris Removal	B - Protective Measures	C - Roads & Bridges	D - Water Control Facilities	E - Public Buildings	F - Public Utilities				G - Recreational or Other
Number Of PWs Obligated	23	308	97	10	45	24	30	0	57	594
Federal Share Obligated	\$6,142,569.82	\$309,714,391.53	\$17,099,576.05	\$669,273	\$52,818,276.63	\$3,142,129.15	\$28,028,290.49	\$0	\$6,107,574.59	\$423,722,081.00

## Public Assistance Obligated per Category 2/20/2023 through 03/06/2023



## COVID-19 Obligated as of 03/06/2023

- Total Public Assistance Obligated: \$61,393,041,291

## This Week's PA Highlights

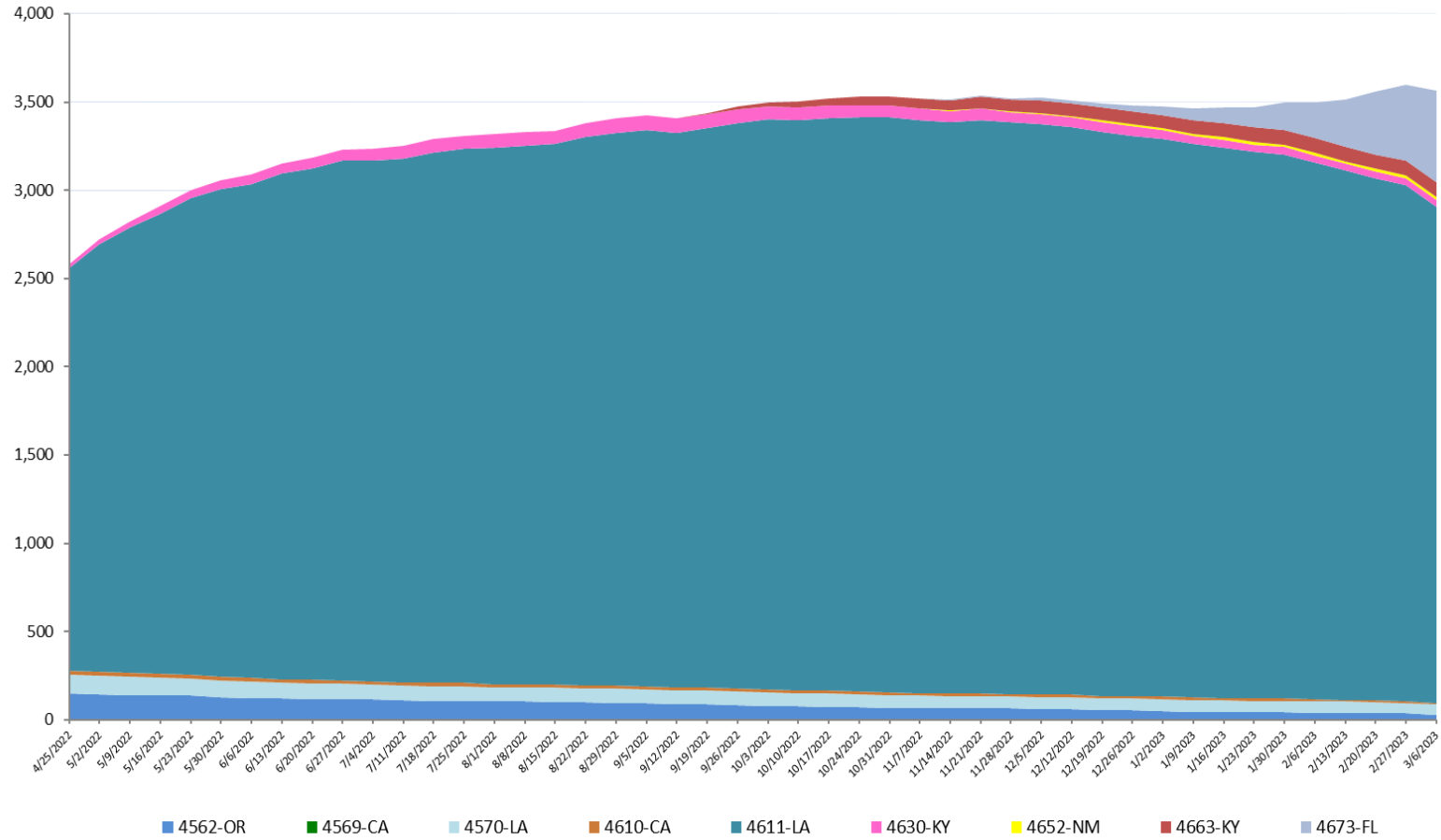
- In 4520-WI  
\$67 Million obligated for Category B - Protective Measures
- In 4673-FL  
\$78 Million obligated for Category B - Protective Measures
- In 4339-PR  
\$48 Million obligated for Category E- Public Buildings



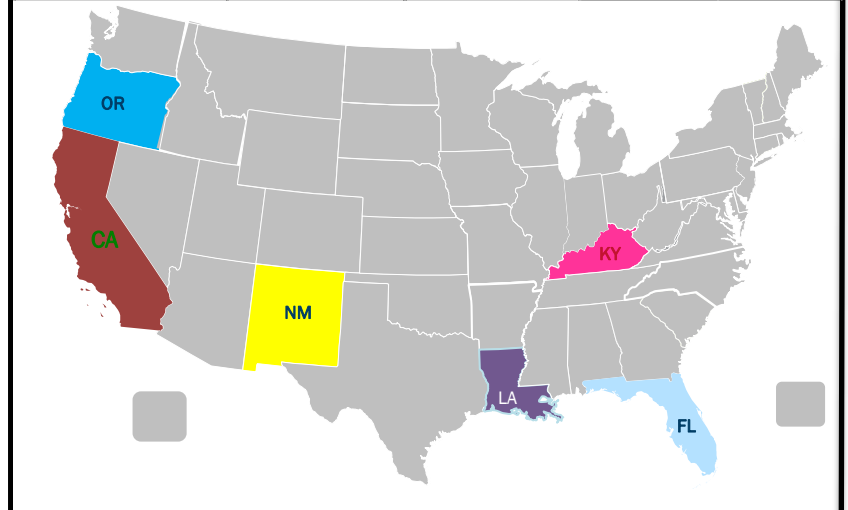
# Direct Housing

## Total Households in FEMA Direct Housing per State

Past Year per Week, 4/25/2022 – 03/06/2023. There are currently **4,196** Households Occupying **4,224** Temporary Units.



DR	IA Declaration Date	Program End Date	Current # of Households in Direct Housing (Weekly Change)
<b>4673-FL</b>	<b>9/29/2022</b>	<b>3/29/2024</b>	<b>517 (75)</b>
<b>4663-KY</b>	<b>7/29/2022</b>	<b>1/29/2024</b>	<b>85 (1)</b>
<b>4652-NM</b>	<b>5/4/2022</b>	<b>11/4/2023</b>	<b>15 (0)</b>
<b>4630-KY</b>	<b>12/12/2021</b>	<b>6/13/2023</b>	<b>37 (-1)</b>
<b>4611-LA</b>	<b>8/29/2021</b>	<b>2/28/2023</b>	<b>2817 (-109)</b>
<b>4610-CA</b>	<b>8/24/2021</b>	<b>2/24/2023</b>	<b>5 (-3)</b>
<b>4570-LA</b>	<b>10/16/2020</b>	<b>4/16/2022</b>	<b>58 (-1)</b>
<b>4562-OR</b>	<b>9/15/2020</b>	<b>3/15/2022</b>	<b>28 (-9)</b>
<b>4559-LA</b>	<b>8/28/2020</b>	<b>2/28/2022</b>	<b>634 (-20)</b>



States with Currently Occupied Units

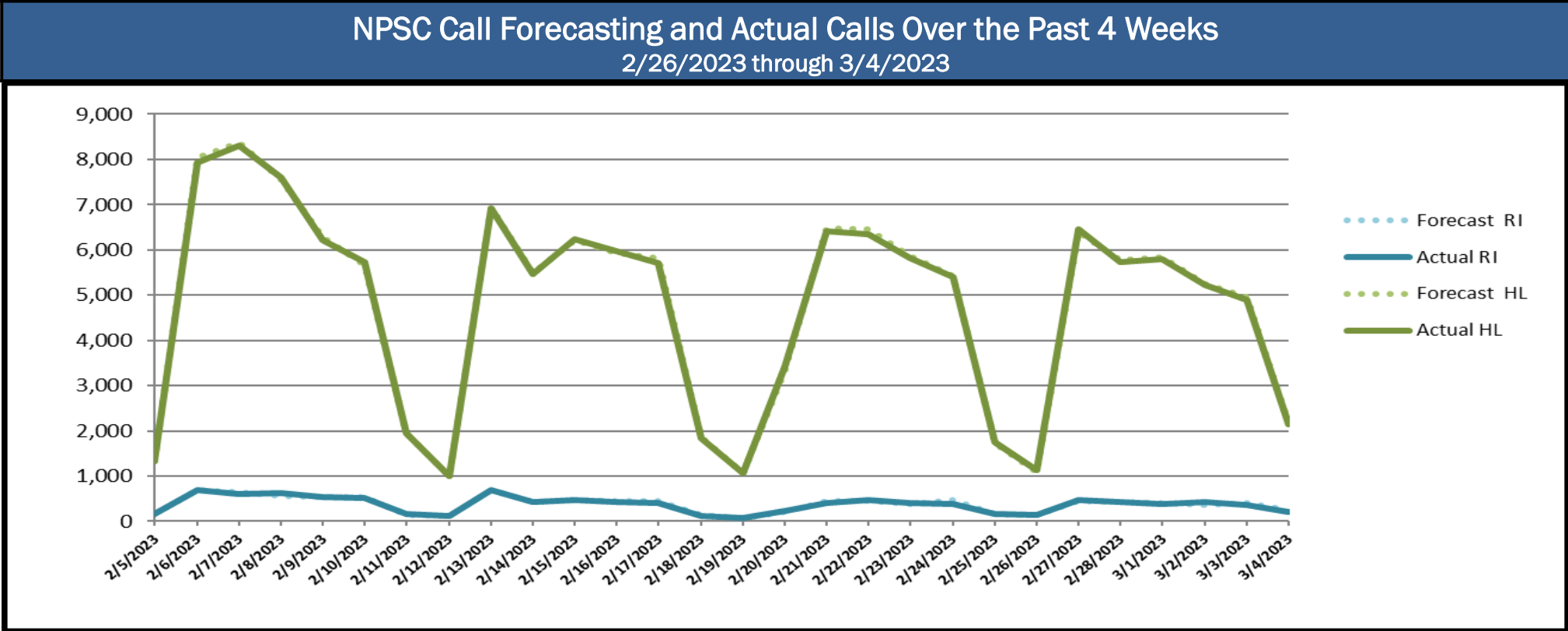


FEMA

National Watch Center

# NPSC Call Activity

NPSC Call Activity in the Past Week 2/26/2023 through 3/04/2023		
Call Type	Projected Calls	Actual Calls
Registration Intake:	2,228	2,152
Helpline:	30,342	30,220
<b>Combined:</b>	<b>32,570</b>	<b>32,372</b>





# Individual Assistance Activity

IHP Approved per Category in the Past  
2 Weeks – 02/20/2023 through 03/06/2023





# FEMA

Helping people before, during, and after disasters.



*Scan to subscribe to this briefing.*