

FEMA National Watch Center

Daily Operations Briefing

Monday, March 6, 2023

8:30 a.m. ET



FEMA

National Current Ops / Monitoring

New Significant Incidents / Ongoing Ops

- No significant incidents / operations

Hazard Monitoring

- Mixed Precipitation – California to Pacific Northwest, Upper Mississippi Valley, Great Lakes, and Central Appalachians
- Snow – Northern Intermountain to Northeast
- Critical Fire Weather – Southern Plains
- Rain / Thunderstorms – Southeast

Disaster Declaration Activity

- No new declaration activity

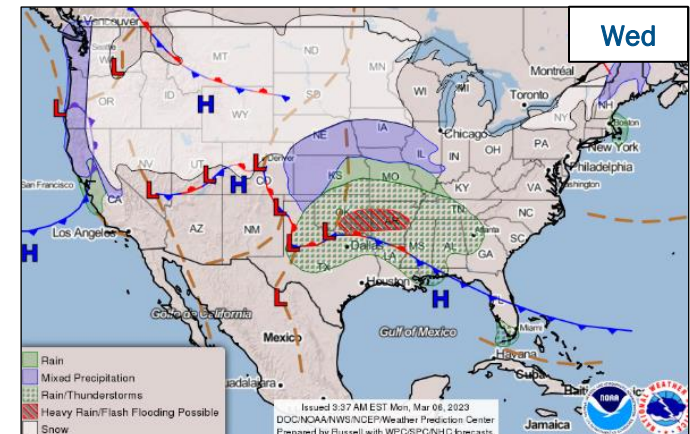
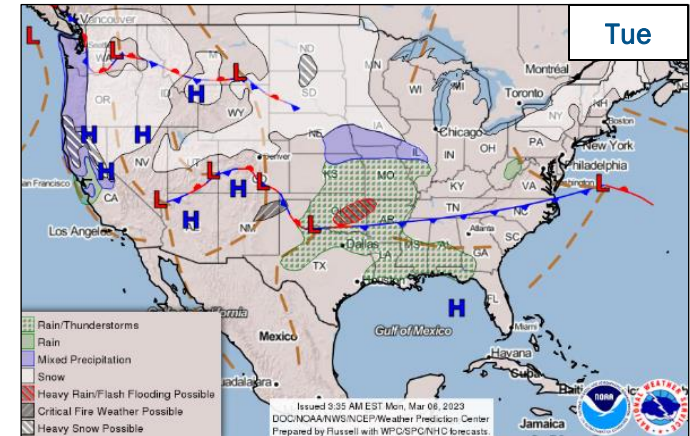
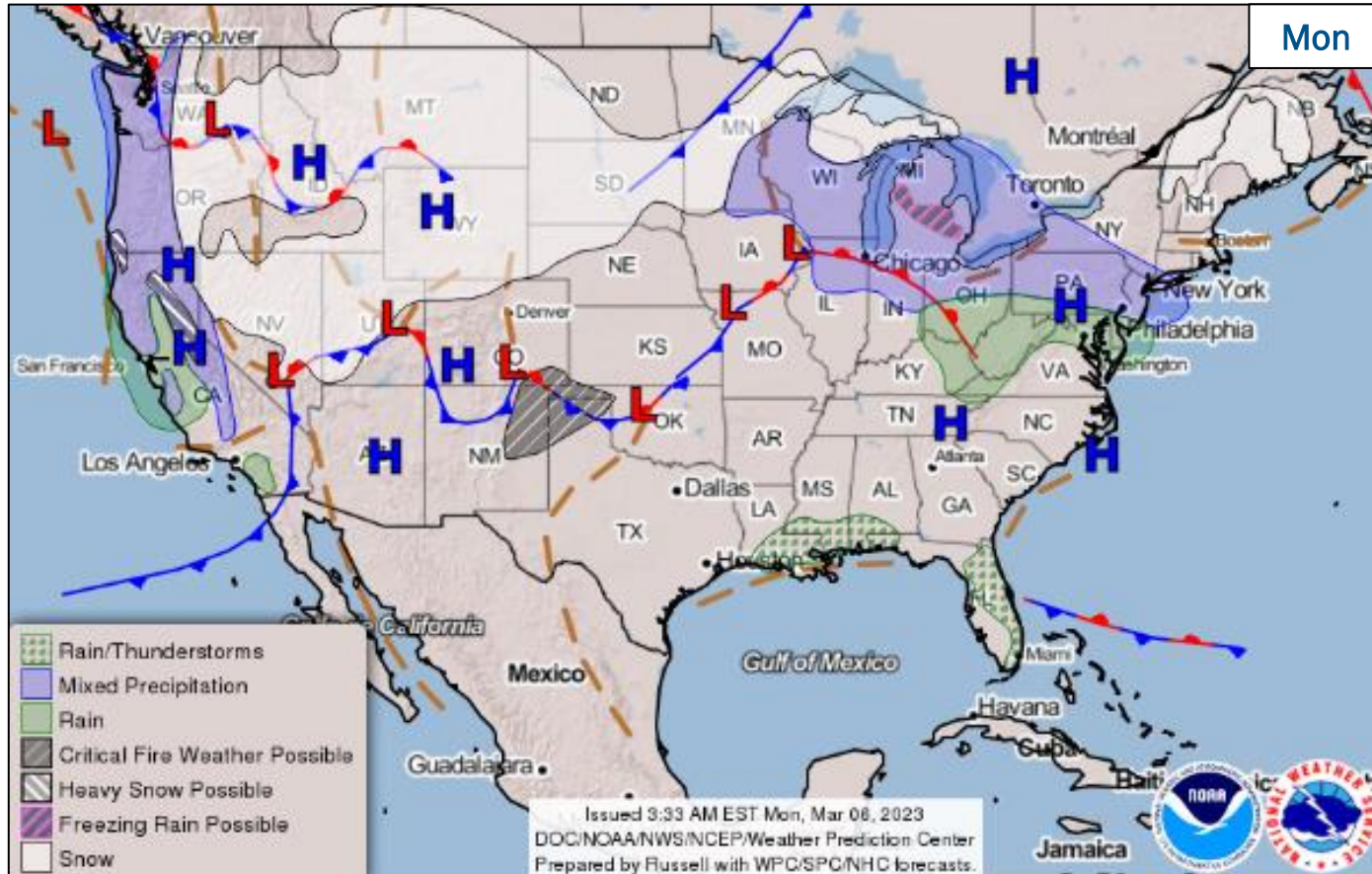
Event Monitoring

- No significant events



FEMA

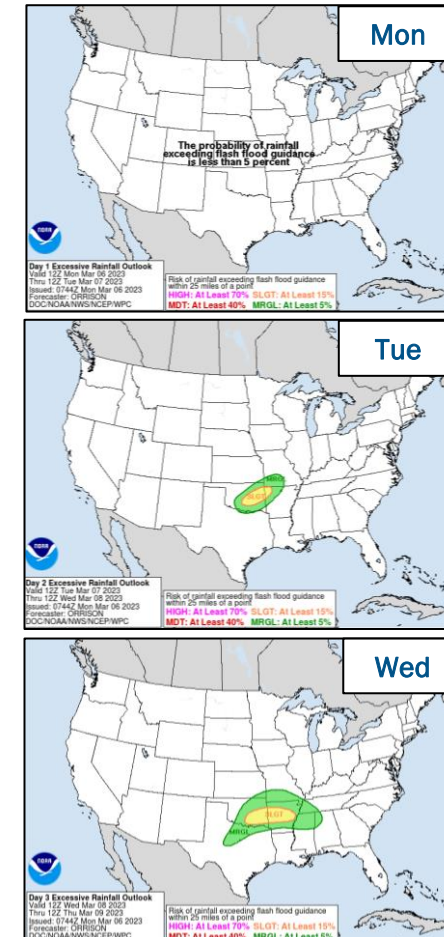
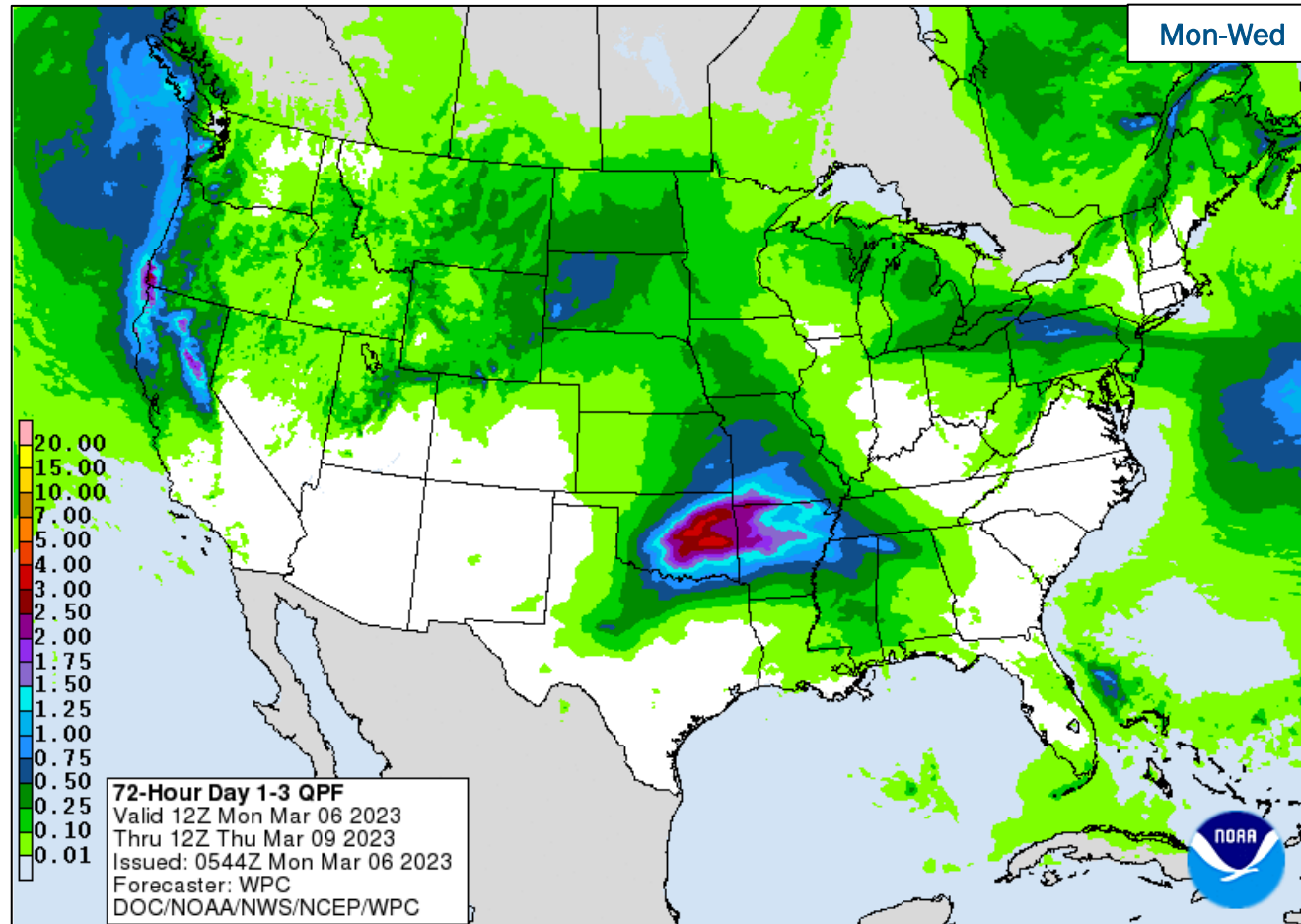
National Weather Forecast



FEMA

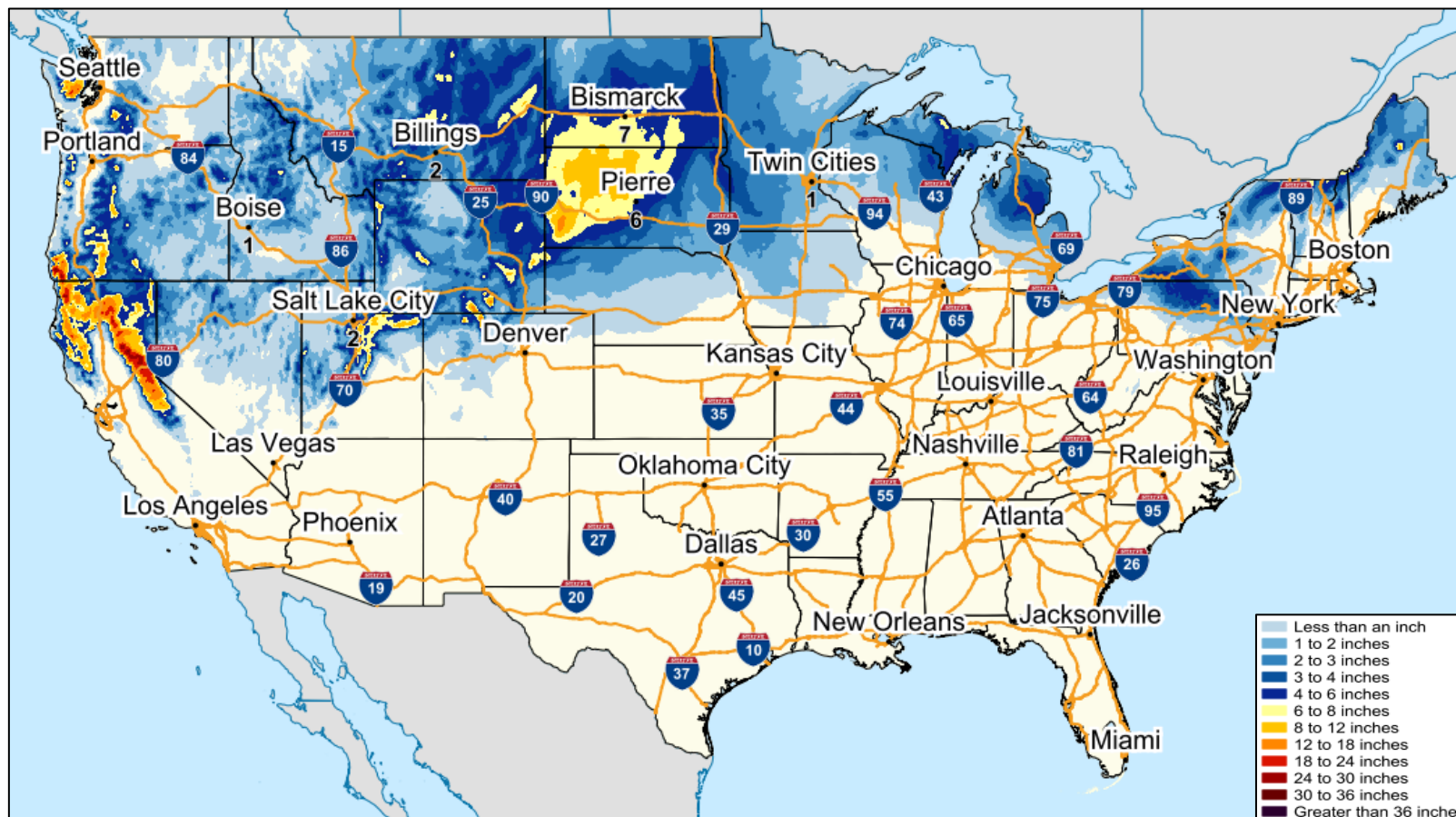
National Watch Center

Precipitation & Excessive Rainfall



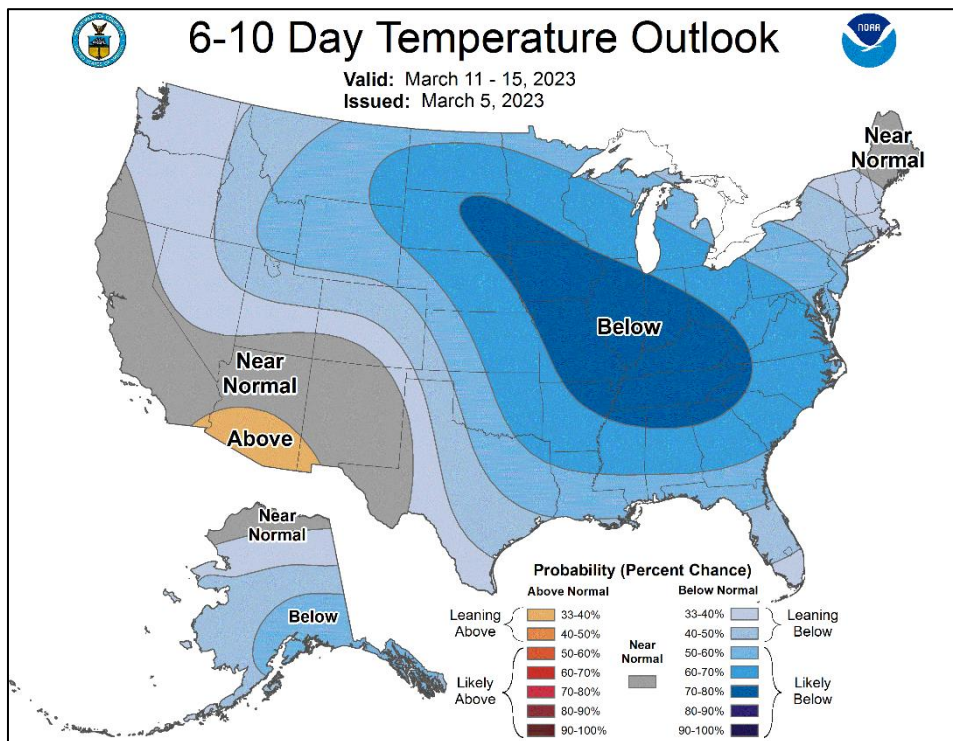
FEMA

Snowfall Forecast

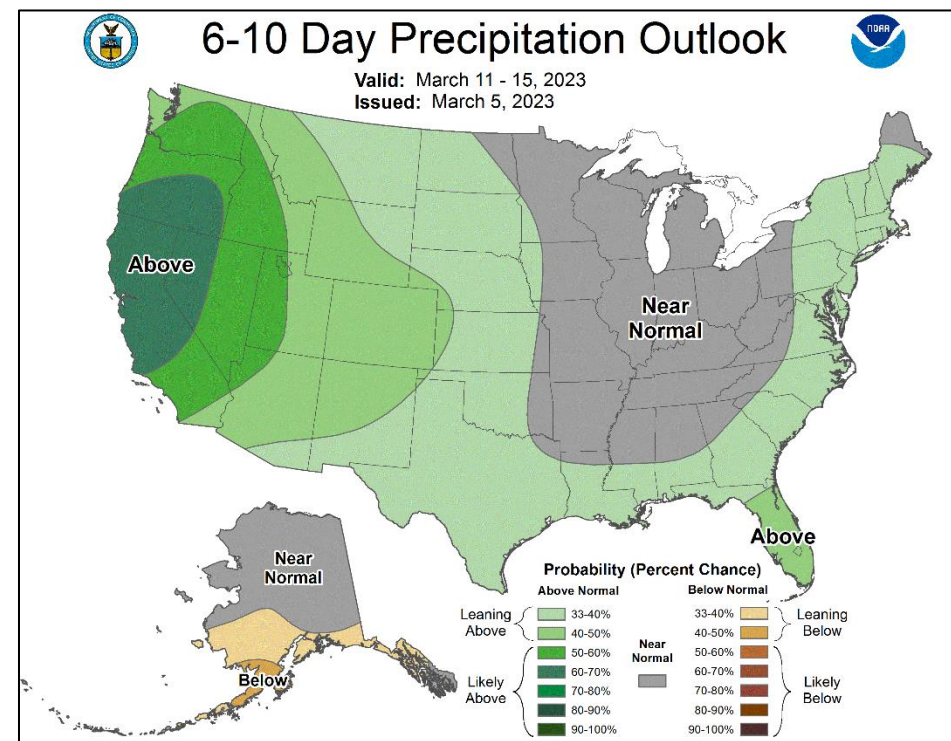


FEMA

Long Range Outlooks – Mar 11 - 15



6-10 Day Temperature Probability



6-10 Day Precipitation Probability




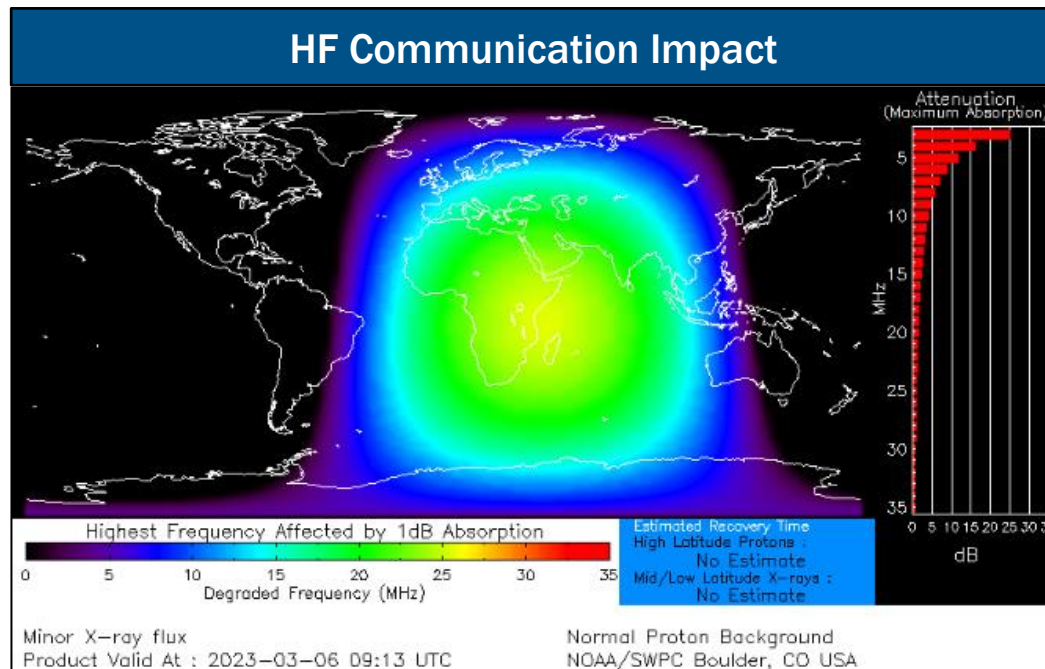
FEMA

National Watch Center

Space Weather Outlook

	Space Weather Activity	Geomagnetic Storms	Solar Radiation	Radio Blackouts
Past 24 Hours	Moderate	None	None	R2
Next 24 Hours	Minor	G1	None	R1

For further information on NOAA Space Weather Scales refer to: <http://www.swpc.noaa.gov/noaa-scales-explanation>
 For further information on Sunspot Activity refer to: <https://www.swpc.noaa.gov/phenomena/sunspotssolar-cycle>



FEMA

FEMA Common Operating Picture

11
Joint Field
Offices

9
Virtual Joint
Field Offices

49
Major
Disasters

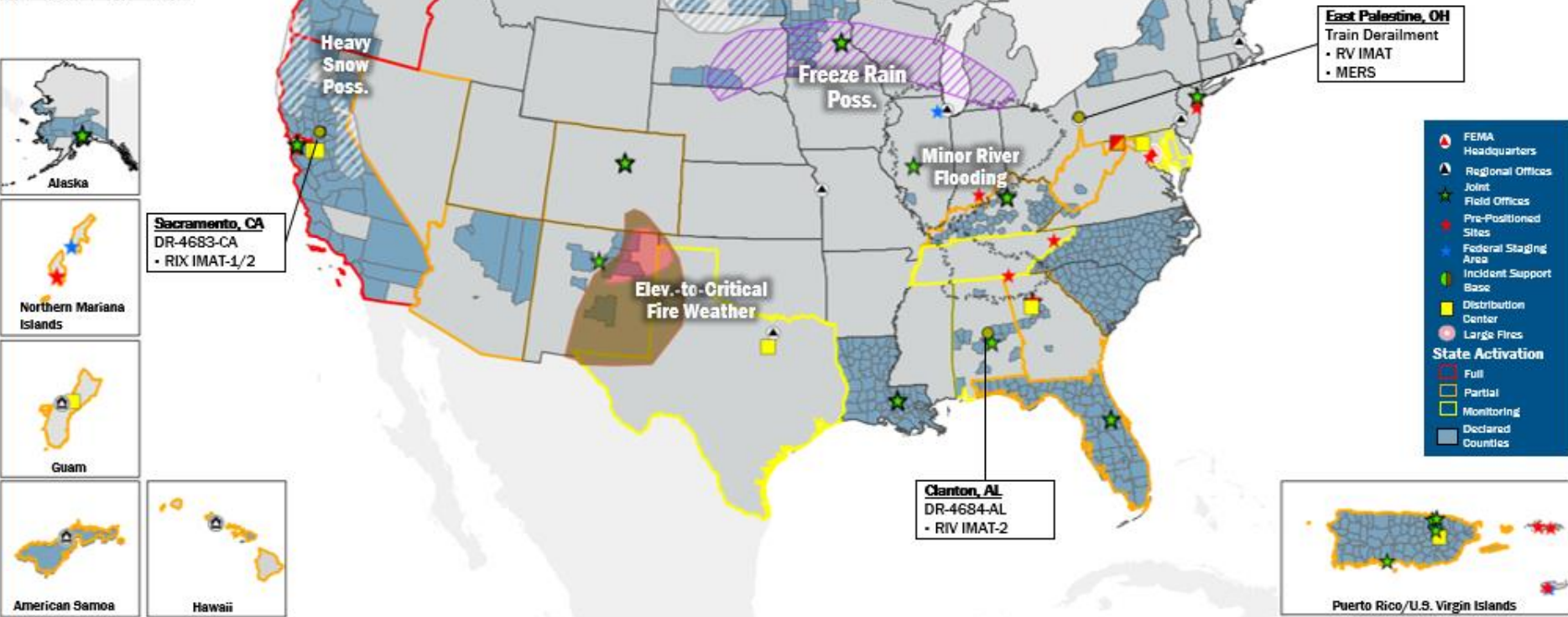
10
Emergency
Declarations

Monday
March 6, 2023
8:30 a.m. ET

FEMA HQ	
NWC	NRCC
Monitoring	Rostered
FEMA REGIONS	
Watch	RRCC
Monitoring	I Rostered
Monitoring	II Rostered
Monitoring	III Rostered
Monitoring	IV Rostered
Monitoring	V Rostered
Monitoring	VI Rostered
Monitoring	VII Rostered
Monitoring	VIII Rostered
Monitoring	IX Rostered
Monitoring	X Rostered
Notes:	
RWCs/RRCCs: • All at Monitoring/Rostered	STATE EOCs: • PR: TC Fiona • AL/GA/WV/TN/TX: Severe Weather • FL: TC Ian • CO: Avian Influenza, Public Health Support and Suncor Refinery • AZ/CO: SW Border Coordination • AS/CA: Seismic Activity • CA/HI: Flooding • OR: Respiratory Illness (RSV & Influenza) • TX: Fire Weather
Rostered 7,648	Deployed 53 (-1)

N-IMATs	
2-4 Teams Available	
Red	
White	
Blue	
Gold	
R-IMATs	
≥ 7 Teams Available	
I	1
II	
III	
IV-1	Personnel
IV-2	AL
V	OH
VI-1	
VI-2	
VII	2
VIII	
IX-1	CA
IX-2	CA
X	Personnel
Fully Mission Capable (FMC) Partially Mission Capable (PMC) Not Mission Capable (NMC) Deployed	

REGIONAL BREAKDOWN			
	JFO/VJFO	DR	EM
I	1/0	3	0
II	2/3	3	4
III	0/0	3	0
IV	3/1	9	3
V	2/0	4	0
VI	1/1	3	3
VII	0/1	0	0
VIII	0/1	5	0
IX	0/1	7	0
X	2/1	12	0



IM Workforce

13,399 Assigned
 3,843 (+31) Unavailable
 5,512 (-50) Deployed

 30% / 4,044 (+19) Available

IM Cadre Availability ≤ 25% Availability

Civil Rights: 24% (29/122); Disability Integration: 10% (6/61); Environmental Planning and Historic Preservation: 21% (178/830); Field Leadership: 22% (31/143); Hazard Mitigation: 16% (199/1,214); Human Resources: 20% (32/160); Operations: 19% (68/357); Public Assistance: 12% (265/2,171); Planning: 17% (77/462); Safety: 22% (17/78)

MERS
 ≥ 66%
 36 Assigned
 0 Unavailable
 0 (-1) Deployed
 36 (+1) Available

US&R
 ≥ 66%
 28 Assigned
 3 Unavailable
 0 Deployed
 25 Available

FCO
 ≤ 1 Type I
 49 Assigned
 2 Unavailable
 37 (24 FCOR) Deployed
 10 Available

Joint Preliminary Damage Assessments

Region	State / Location	Incident	IA	Number of Counties		Start - End
			PA	Requested	Complete	
I	ME	Severe Winter Storm Dec 23-24	IA	0	0	N/A
			PA	8	6	1/9 - TBD
II	NY	Severe Winter Storm Dec 23-25	IA	0	0	N/A
			PA	5	0	1/24 - TBD
IV	KY	Severe Storms Feb 14-24	IA	0	0	N/A
			PA	22	0	3/3 - TBD
		Severe Storms & Tornadoes Mar 3-5	IA	0	0	N/A
			PA	24	0	3/8 - TBD
VI	TX	Winter Storm Jan 29 to TBD	IA	0	0	N/A
			PA	23	0	TBD
	AR	Winter Storm Jan 30 to TBD	IA	0	0	N/A
			PA	10	0	3/6 - TBD
IX	Navajo Nation	Severe Winter Snowstorm Jan 19 to TBD	IA	0	0	N/A
			PA	1	0	2/27 - TBD



FEMA

Declaration Requests in Process – 11

State / Tribe / Territory – Incident Description	Type	IA	PA	HM	Requested
Choctaw Nation of Oklahoma – Tornadoes	DR		X	X	Jan 3
WV – Severe Storms, Flooding, Landslides, and Mudslides (Appeal)	DR	X	X	X	Jan 27
TX – Severe Storms and Tornadoes	DR	X		X	Feb 7
ME – Severe Storms and Flooding	DR		X	X	Feb 16
NH – Severe Storms and Flooding	DR		X	X	Feb 17
TX – Severe Winter Storm	DR		X	X	Feb 21
VT – Severe Winter Storm and Flooding	DR		X	X	Feb 21
TN – Severe Winter Storm	DR		X	X	Feb 17
Bear River Band of the Rohnerville Rancheria – Earthquake	DR		X	X	Feb 16
NY – Severe Winter Storm and Snowstorm	DR		X	X	Feb 23
OR – Severe Winter Storm, Straight-line Winds, Flooding, Landslides, and Mudslides	DR		X	X	Feb 27



FEMA



FEMA

Helping people before, during, and after disasters.



Scan to subscribe to this briefing.