

FEMA National Watch Center

Daily Operations Briefing

Saturday, March 4, 2023

8:30 a.m. ET



FEMA

National Current Ops / Monitoring

New Significant Incidents / Ongoing Ops

- Severe Weather – Ohio and Tennessee Valleys – FINAL

Hazard Monitoring

- Heavy snow – Pacific Northwest to California; Northern Intermountain; Central Great Basin; Northeast

Disaster Declaration Activity

- Approved: Major Disaster – Muscogee (Creek) Nation

Event Monitoring

- No significant events



FEMA

Severe Weather – Ohio and Tennessee Valleys – FINAL

Current Situation: The severe weather that impacted the Southern Plains and Lower Mississippi Valley on Thursday, moved into the Ohio and Tennessee valleys on Friday. There are Preliminary Reports of 3 tornadoes (1 in KY, 2 in AL), 177 wind, and 1 hail report on Friday. Power restoration continues. Currently there is no severe weather forecast through the weekend.

Impacts:

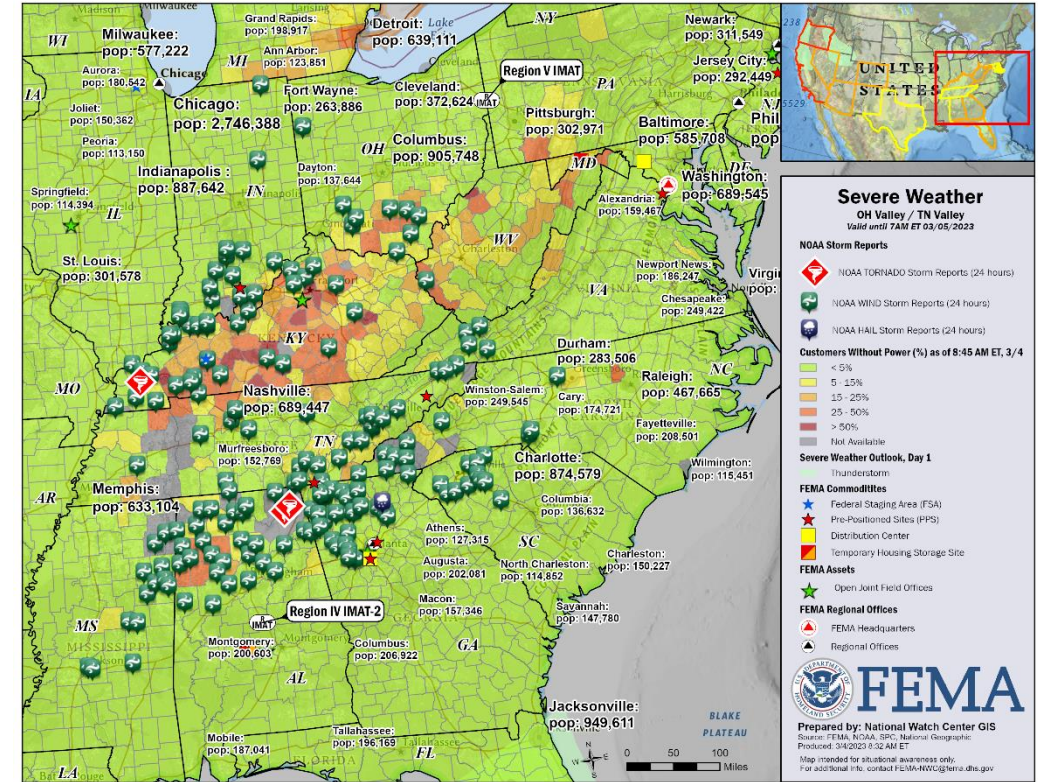
- Homes/farms damaged: AR - 20-30; LA - 17; OK - multiple homes, TX - 7 homes; KY - unknown number of homes
- Injuries: AR - 10-15; AL - 1 minor injury
- Confirmed fatalities: KY - 3, AL - 3, and MS - 1
- Shelters: KY - 1 open with 5 occupants; TX - 1 open with 2 occupants (*ARC Midnight Shelter Count as of 6:48 a.m. ET*)
- Power outages (customers without power statewide): (*DOE Eagle-I as of 7:30 a.m. ET*)
 - Region III: WV: 70k (7%, peak 70k); PA: 56k (0.96%, peak 71k)
 - Region IV: KY: 226k (10%, peak 528k); TN: 115k (4%, 367k); AL: 43k (2%, peak 155k); NC: 11k (0.23%, peak 39k)
 - Region V: MI: 343k (7%, peak 356k): Oakland County - 98k (13%), Wayne County - 126k (25%); OH: 84k (2%, peak 116k); IN: 22k (0.77%, peak 73k)
 - Region VI: TX: minimal outages

State / Local Response:

- AL and TN EOCs at Monitoring (severe weather)
- KY EOC at Partial Activation (severe weather); Governor declared a state of emergency and placed the National Guard on stand-by
- GA EOC at Partial Activation (previous severe weather)
- TX EOC at Monitoring (severe weather and critical fire weather)

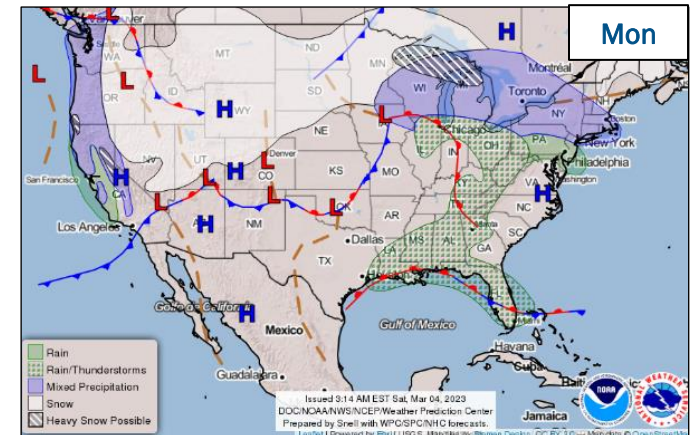
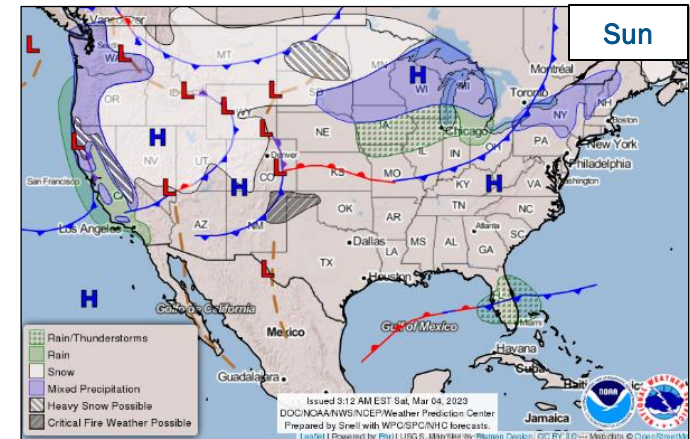
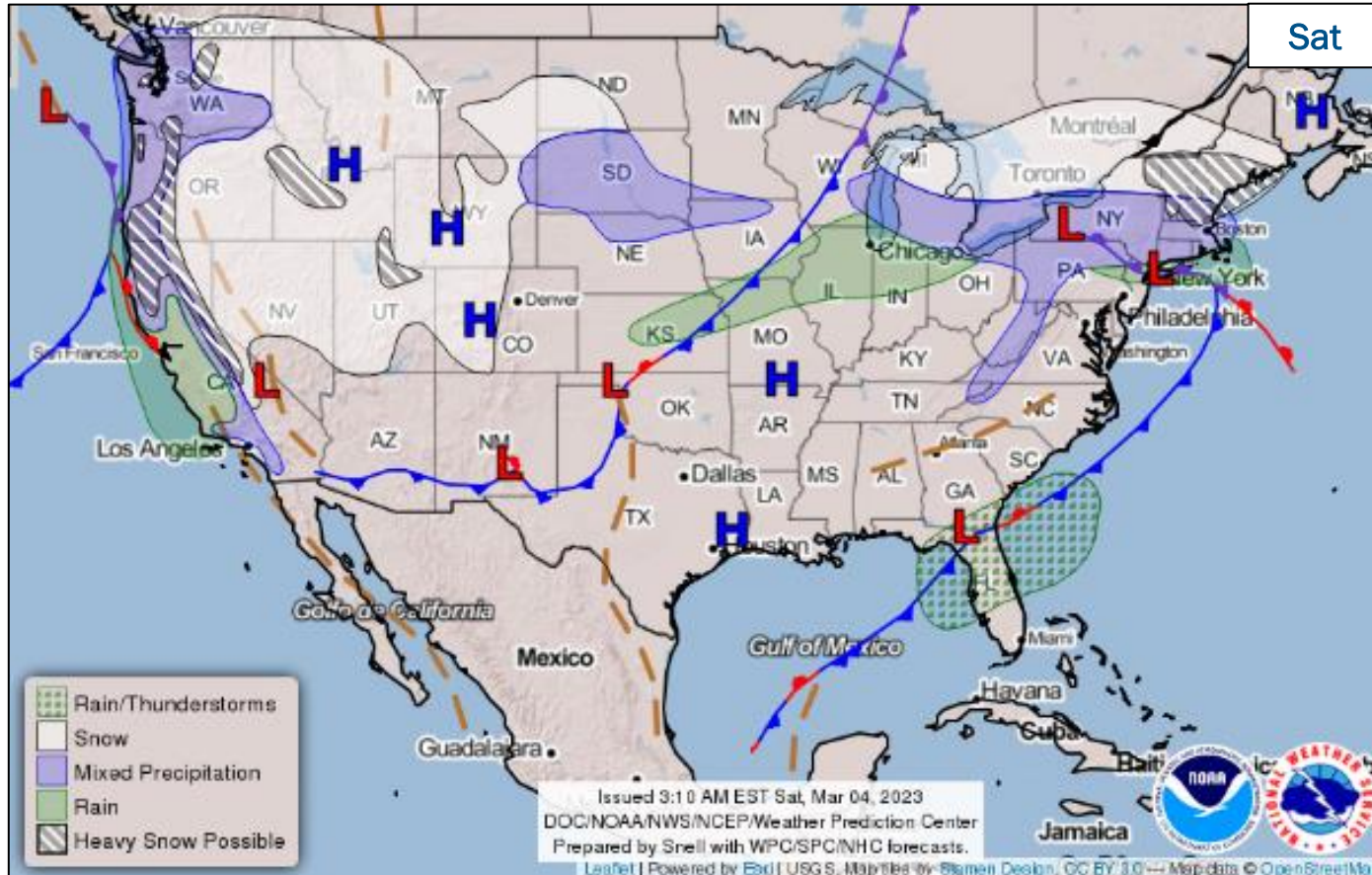
FEMA / Federal Response:

- Region IV: RWC: Enhanced Watch (day shift only); IMAT-1: PMC (Personnel); IMAT-2: Deployed (AL (DR-4684-AL))
- Region VI stood down Enhanced Watch; IMAT-1 and IMAT-2 are both Available
- Regions III, IV, V, VI, and the NWC continue to monitor
- No requests for FEMA assistance
- Barring significant new developments, no additional reporting is anticipated



FEMA

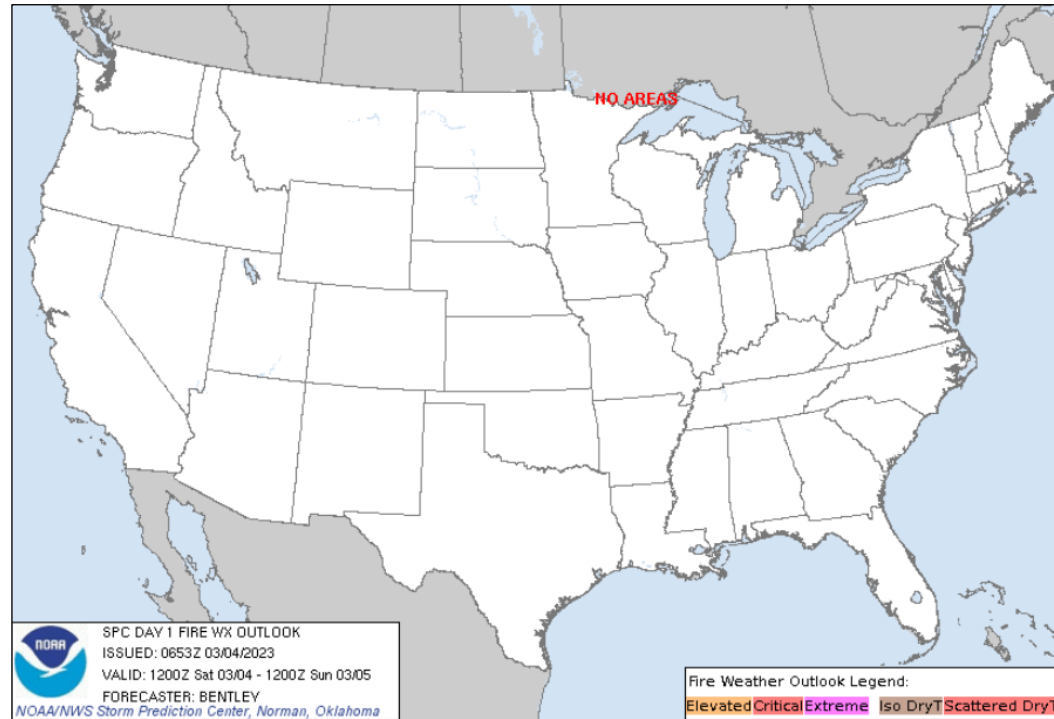
National Weather Forecast



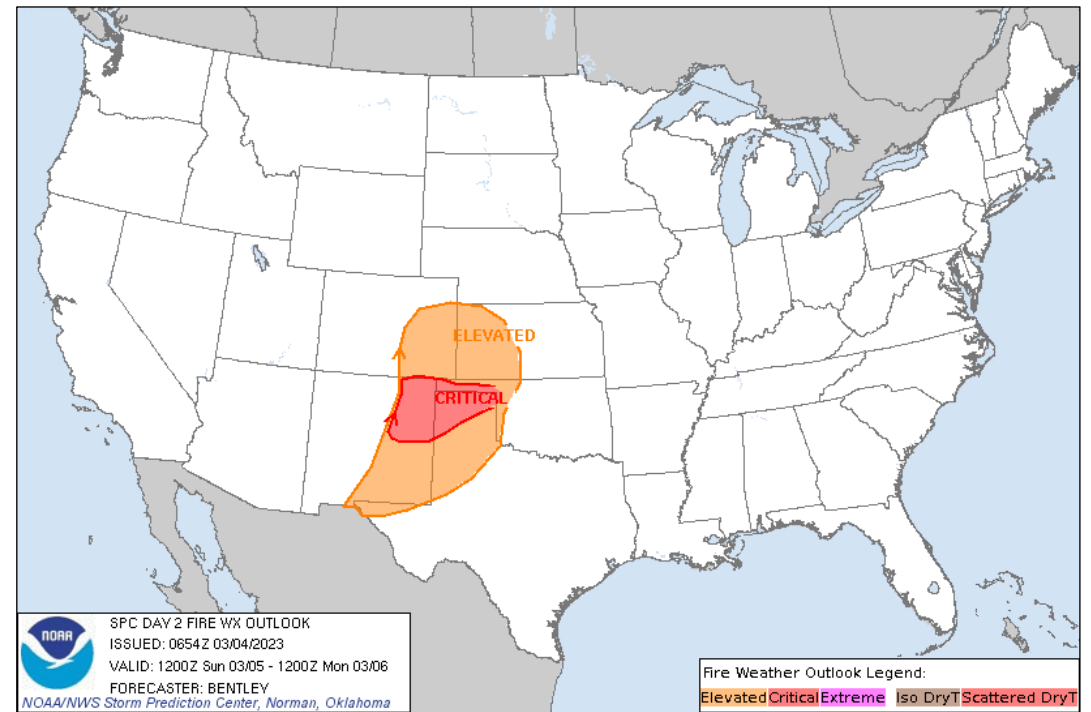
FEMA

National Watch Center

Fire Weather Outlook



Today



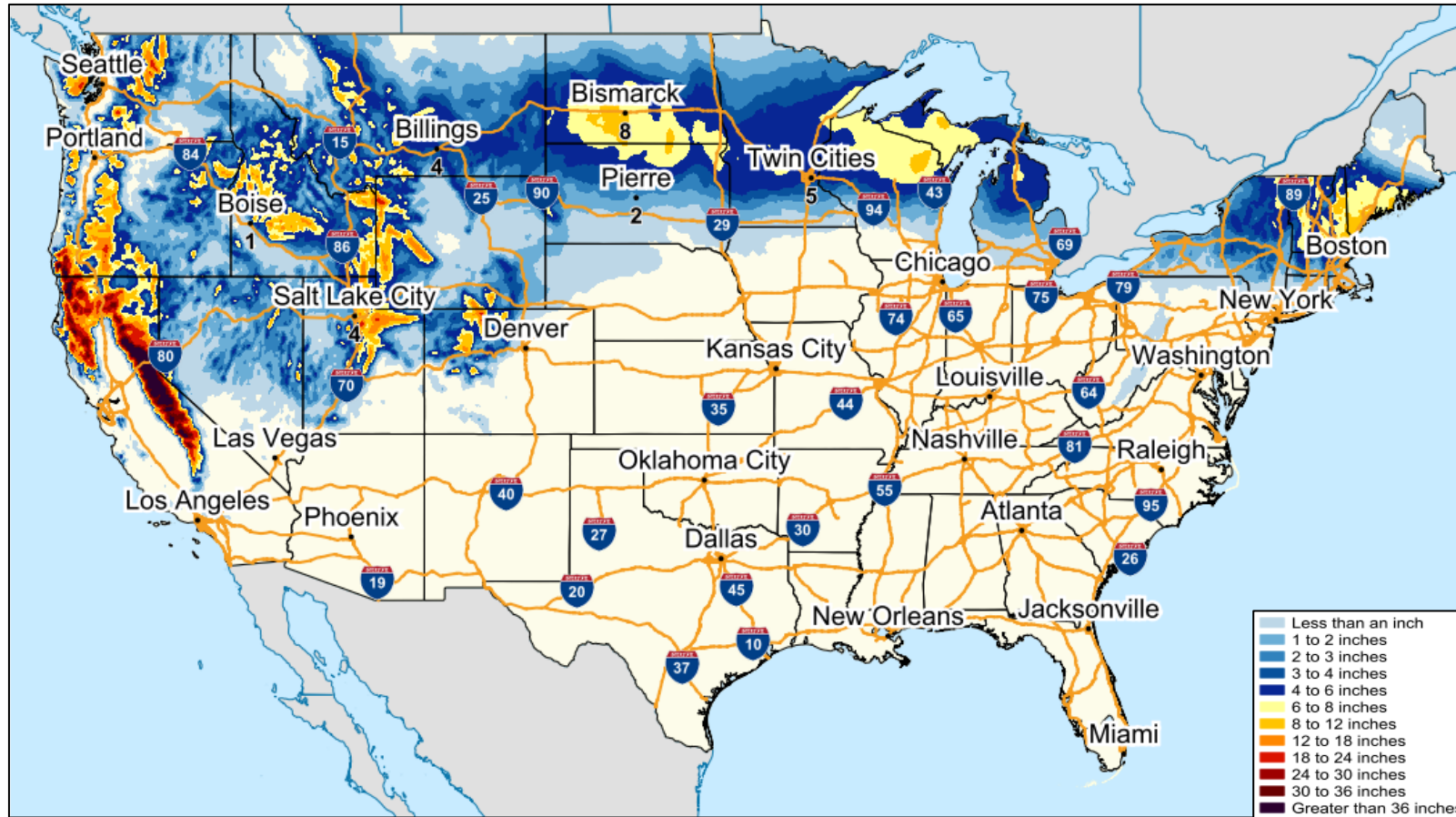
Tomorrow



FEMA

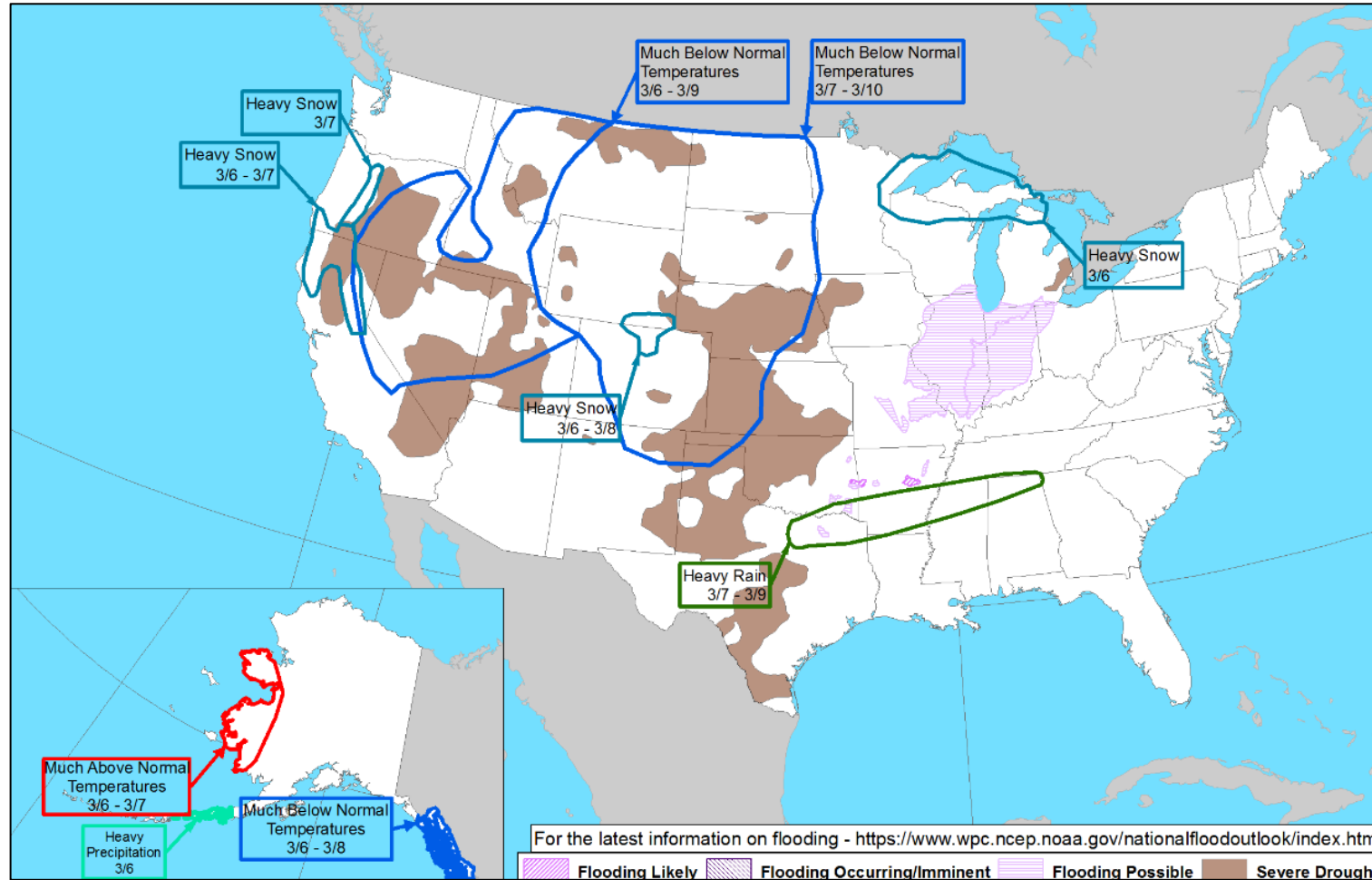
National Watch Center

Snowfall Forecast



FEMA

Hazards Outlook – Mar 6 - 10


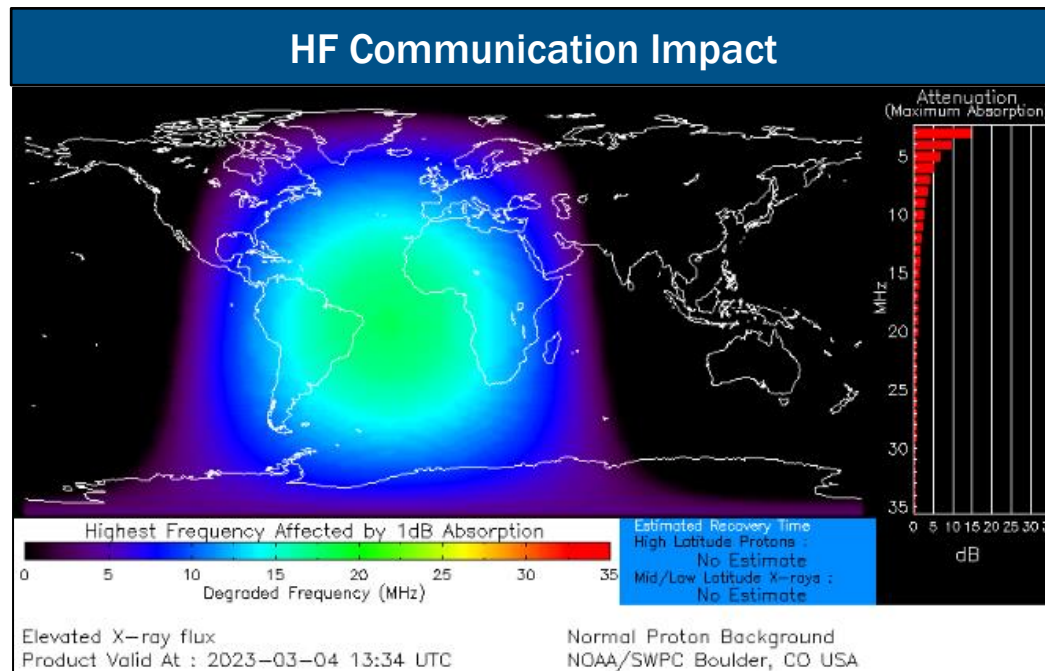


FEMA

Space Weather Outlook

	Space Weather Activity	Geomagnetic Storms	Solar Radiation	Radio Blackouts
Past 24 Hours	Strong	None	None	R3
Next 24 Hours	Minor	None	None	R1

For further information on NOAA Space Weather Scales refer to: <http://www.swpc.noaa.gov/noaa-scales-explanation>
 For further information on Sunspot Activity refer to: <https://www.swpc.noaa.gov/phenomena/sunspotssolar-cycle>



FEMA

FEMA Common Operating Picture

11
Joint Field
Offices

9
Virtual Joint
Field Offices

49
Major
Disasters

10
Emergency
Declarations

Saturday
March 4, 2023
8:30 a.m. ET

FEMA HQ		
NWC	NRCC	
Monitoring	Rostered	
FEMA REGIONS		
Watch	RRCC	
Monitoring	I	Rostered
Monitoring	II	Rostered
Monitoring	III	Rostered
Enhanced	IV	Rostered
Monitoring	V	Rostered
Monitoring	VI	Rostered
Monitoring	VII	Rostered
Monitoring	VIII	Rostered
Monitoring	IX	Rostered
Monitoring	X	Rostered
Notes:		
RWCs/RRCCs: • RIV: Enhanced (day shift only, Severe Weather)	STATE EOCs: • PR: TC Fiona • AL/GA/WV/TN/TX: Severe Weather • FL: TC Ian • CO: Avian Influenza, Public Health Support and Suncor Refinery • AZ/CO: SW Border Coordination • AS/CA: Seismic Activity • CA/HI: Flooding • DR: Respiratory illness (RSV & Influenza) • TX: Fire Weather	
Surge Capacity Force		
Rostered 7,648 (-15)	Deployed 54	

N-IMATs	
2-4 Teams Available	
Red	
White	
Blue	
Gold	
R-IMATs	
≥ 7 Teams Available	
I	1
II	
III	
IV-1	Personnel
IV-2	AL
V	OH
VI-1	
VI-2	
VII	2
VIII	
IX-1	CA
IX-2	CA
X	Personnel
Fully Mission Capable (FMC)	
Partially Mission Capable (PMC)	
Not Mission Capable (NMC)	
Deployed	

REGIONAL BREAKDOWN			
	JFO/VJFO	DR	EM
I	1/0	3	0
II	2/3	3	4
III	0/0	3	0
IV	3/1	9	3
V	2/0	4	0
VI	1/1	3	3
VII	0/1	0	0
VIII	0/1	5	0
IX	0/1	7	0
X	2/1	12	0



Alaska



Northern Mariana Islands



Guam

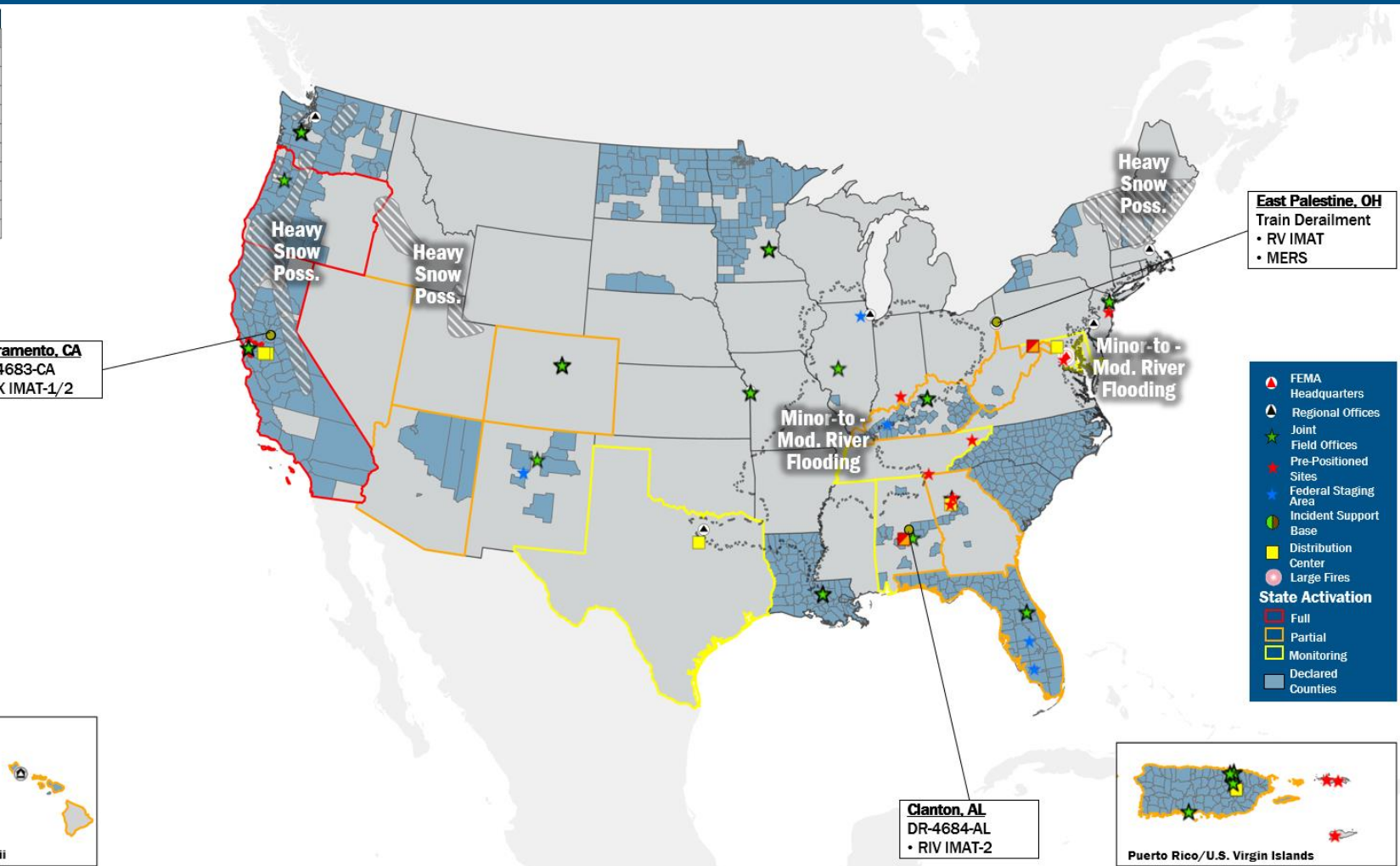


American Samoa



Hawaii

Sacramento, CA
DR-4683-CA
• RIX IMAT-1/2



IM Workforce

13,399 (+4) Assigned
3,827 (+43) Unavailable
5,644 (-56) Deployed

29% / 3,928 (+17) Available

IM Cadre Availability ≤ 25% Availability

Civil Rights: 21% (26/122); Disability Integration: 10% (6/61); Environmental Planning and Historic Preservation: 21% (175/832); Field Leadership: 21% (30/143); Hazard Mitigation: 15% (188/1,215); Human Resources: 20% (32/160); Operations: 19% (69/358); Public Assistance: 12% (257/2,171); Planning: 16% (72/463); Safety: 23% (18/80)

MERS

≥ 66%

36 Assigned
0 Unavailable
1 Deployed

35 Available

US&R

≥ 66%

28 Assigned
3 Unavailable
0 Deployed

25 Available

FCO

≤ 1 Type I

49 Assigned
2 Unavailable
37 (24 FCOR) Deployed

10 Available

Joint Preliminary Damage Assessments

Region	State / Location	Incident	IA	Number of Counties		Start - End
			PA	Requested	Complete	
I	ME	Severe Winter Storm Dec 23-24	IA	0	0	N/A
			PA	8	6	1/9 - TBD
II	NY	Severe Winter Storm Dec 23-25	IA	0	0	N/A
			PA	5	0	1/24 - TBD
IV	KY	Severe Storms Feb 14-24	IA	0	0	N/A
			PA	22	0	3/3 - TBD
VI	TX	Winter Storm Jan 29 to TBD	IA	0	0	N/A
			PA	23	0	TBD
	AR	Winter Storm Jan 30 to TBD	IA	0	0	N/A
			PA	10	0	3/6 - TBD
IX	Navajo Nation	Severe Winter Snowstorm Jan 19 to TBD	IA	0	0	N/A
			PA	1	0	2/27 - TBD



FEMA

Declaration Approval – Muscogee (Creek) Nation

Declaration: Major Disaster – FEMA-4690-DR-Muscogee (Creek) Nation

Date Requested: Feb 14, 2023

Date Approved: Mar 3, 2023

Incident: Severe Winter Storm

Incident Period: Dec 21-25, 2022

Provides:

- **PA:** Muscogee (Creek) Nation
- **Hazard Mitigation:** Muscogee (Creek) Nation

FCO: Roland W. Jackson



■ PA



FEMA

Declaration Requests in Process – 11

State / Tribe / Territory – Incident Description	Type	IA	PA	HM	Requested
Choctaw Nation of Oklahoma – Tornadoes	DR		X	X	Jan 3
WV – Severe Storms, Flooding, Landslides, and Mudslides (Appeal)	DR	X	X	X	Jan 27
TX – Severe Storms and Tornadoes	DR	X		X	Feb 7
Muscogee (Creek) Nation – Severe Winter Storm – APPROVED	DR		X	X	Feb 13
ME – Severe Storms and Flooding	DR		X	X	Feb 16
NH – Severe Storms and Flooding	DR		X	X	Feb 17
TX – Severe Winter Storm	DR		X	X	Feb 21
VT – Severe Winter Storm and Flooding	DR		X	X	Feb 21
TN – Severe Winter Storm	DR		X	X	Feb 17
Bear River Band of the Rohnerville Rancheria – Earthquake	DR		X	X	Feb 16
NY – Severe Winter Storm and Snowstorm	DR		X	X	Feb 23
OR – Severe Winter Storm, Straight-line Winds, Flooding, Landslides, and Mudslides	DR		X	X	Feb 27



FEMA



FEMA

Helping people before, during, and after disasters.



Scan to subscribe to this briefing.