

FEMA National Watch Center

Daily Operations Briefing

Sunday, March 2, 2025

8:30 a.m. ET



FEMA

National Current Ops / Monitoring

New Significant Incidents / Ongoing Ops

- No new significant incidents / operations

Hazard Monitoring

- Fire Weather – Southwest through Southern Plains
- Severe Weather – Southern Plains
- Heavy Snow – California through Central Great Basin

Disaster Declaration Activity

- No new declaration activity

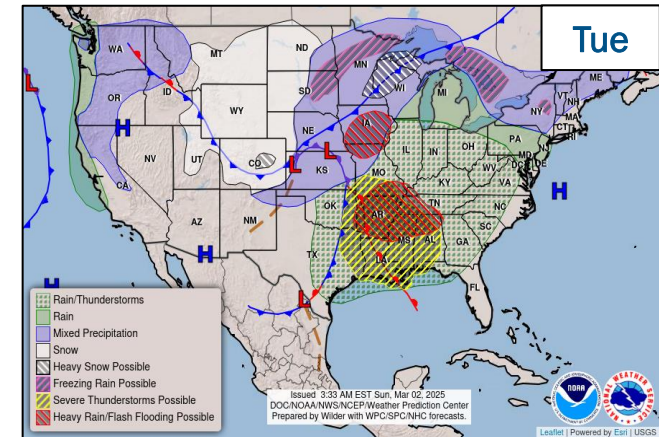
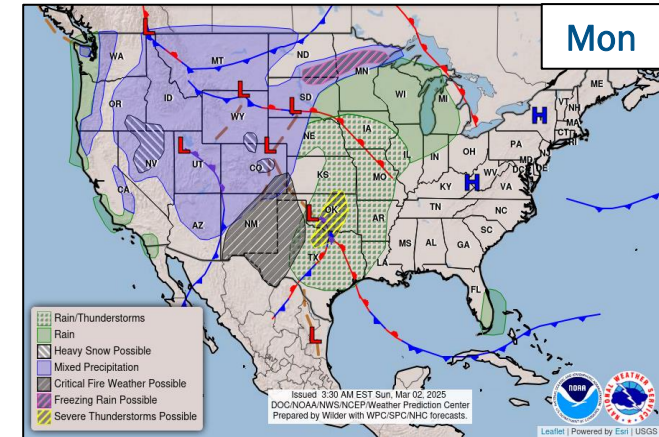
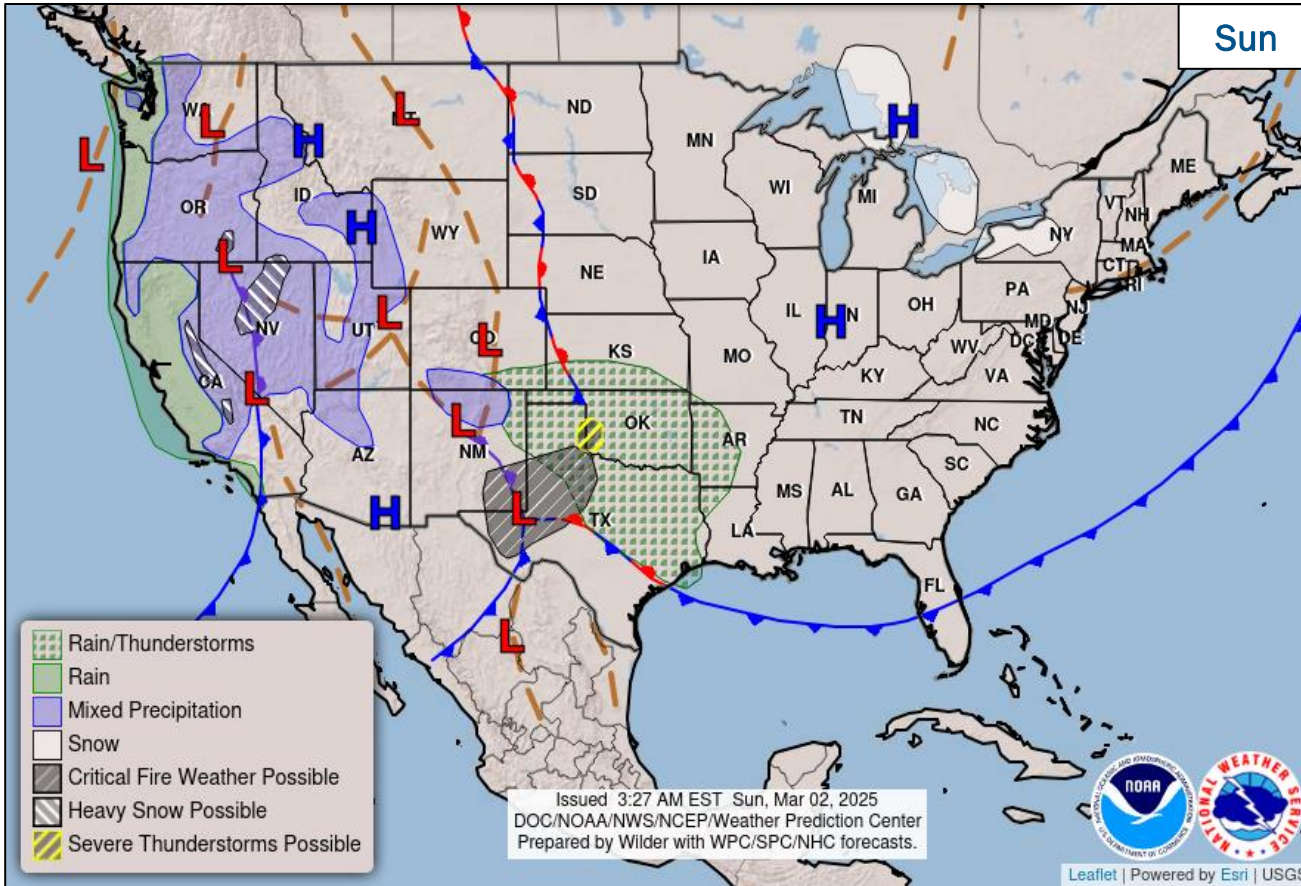
Event Monitoring

- No new significant events



FEMA

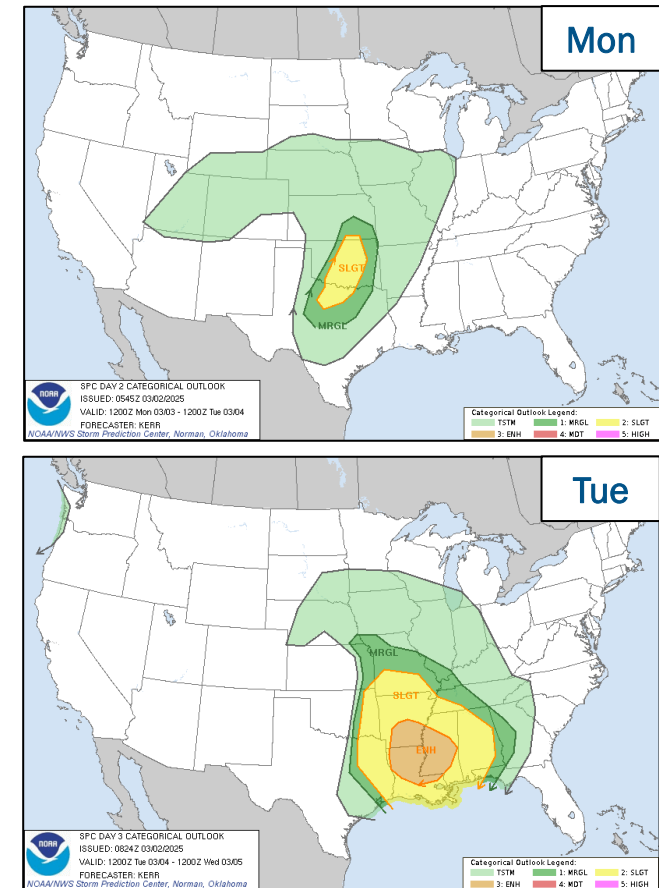
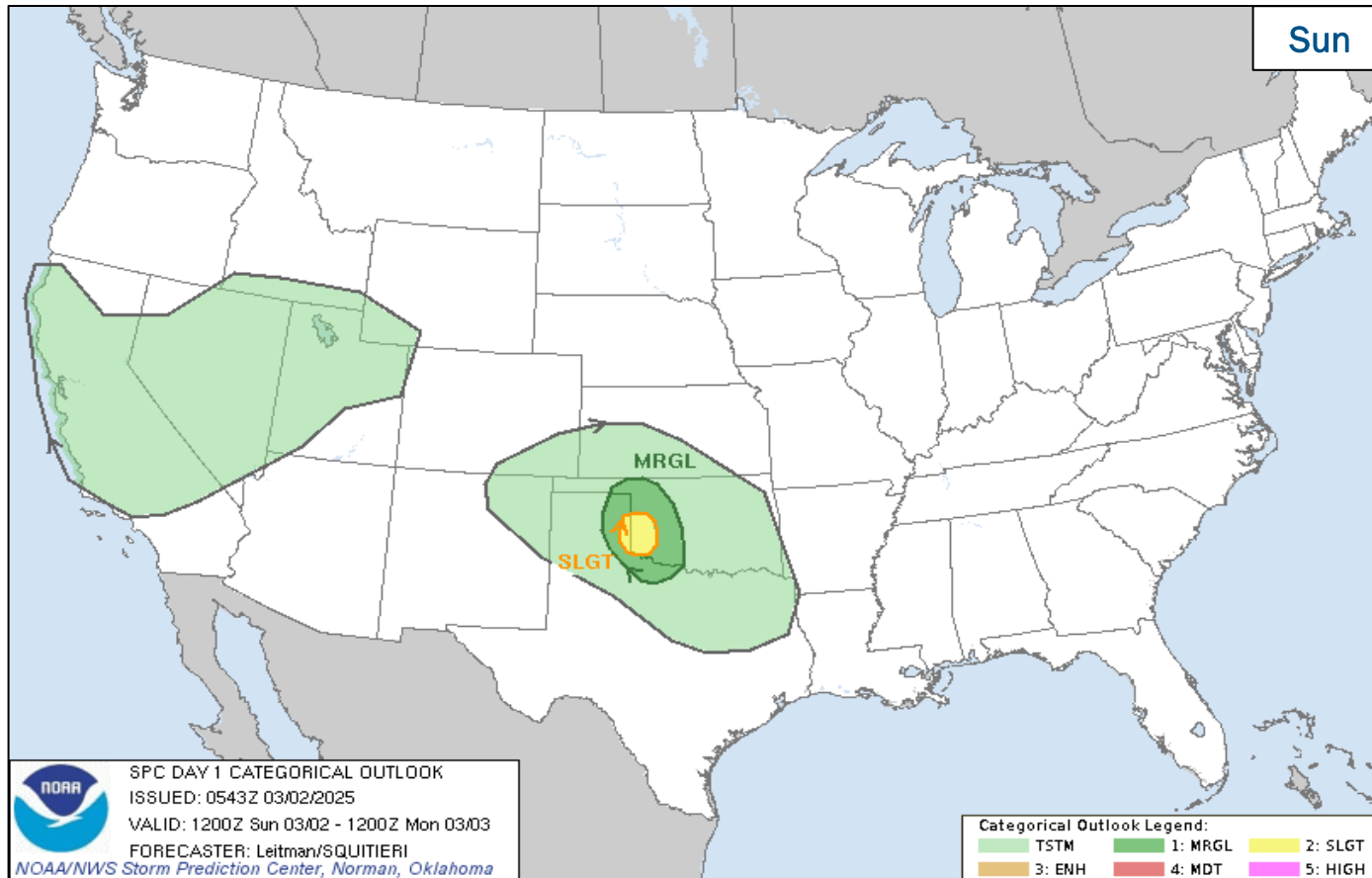
National Weather Forecast



FEMA

National Watch Center

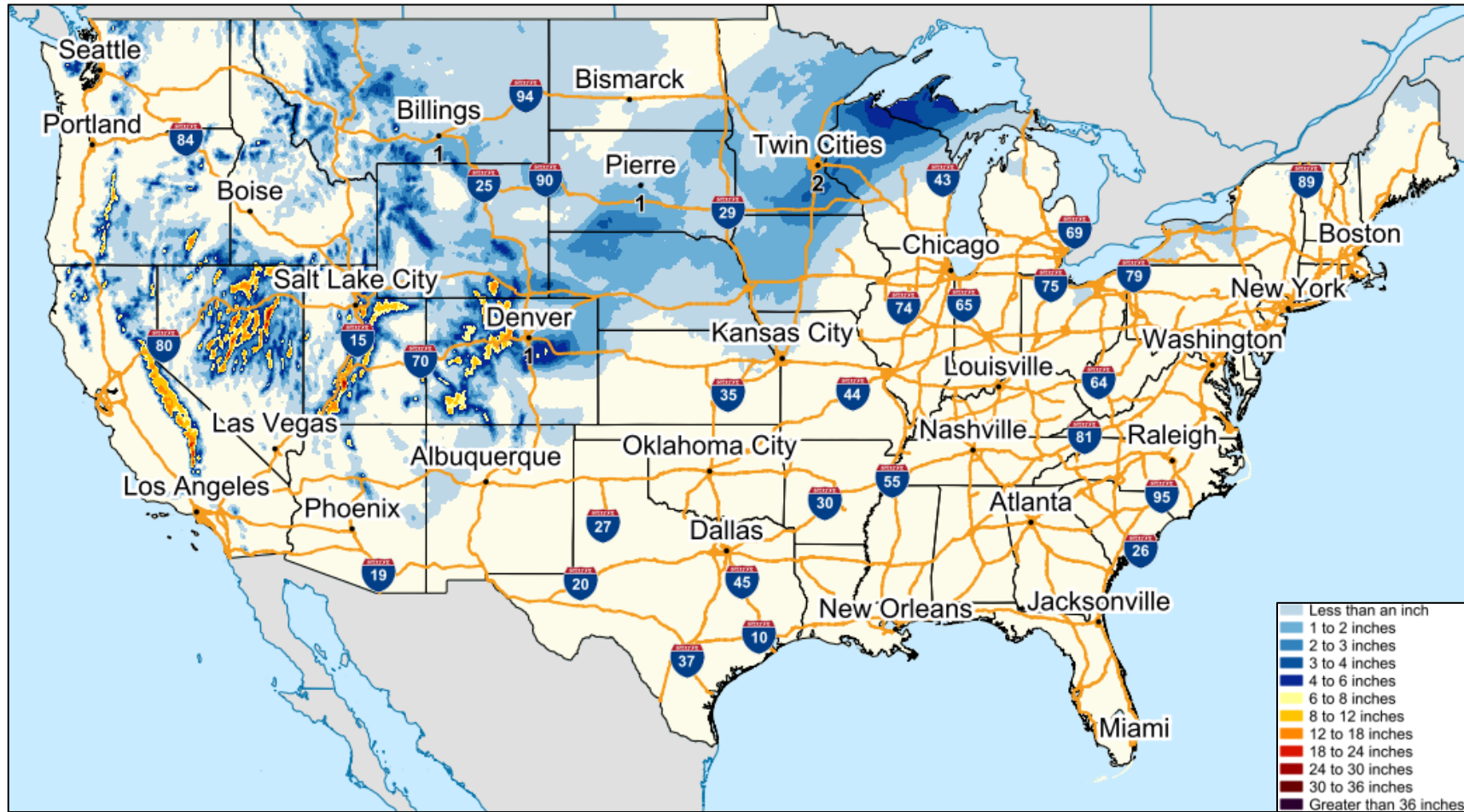
Severe Weather Outlook



FEMA

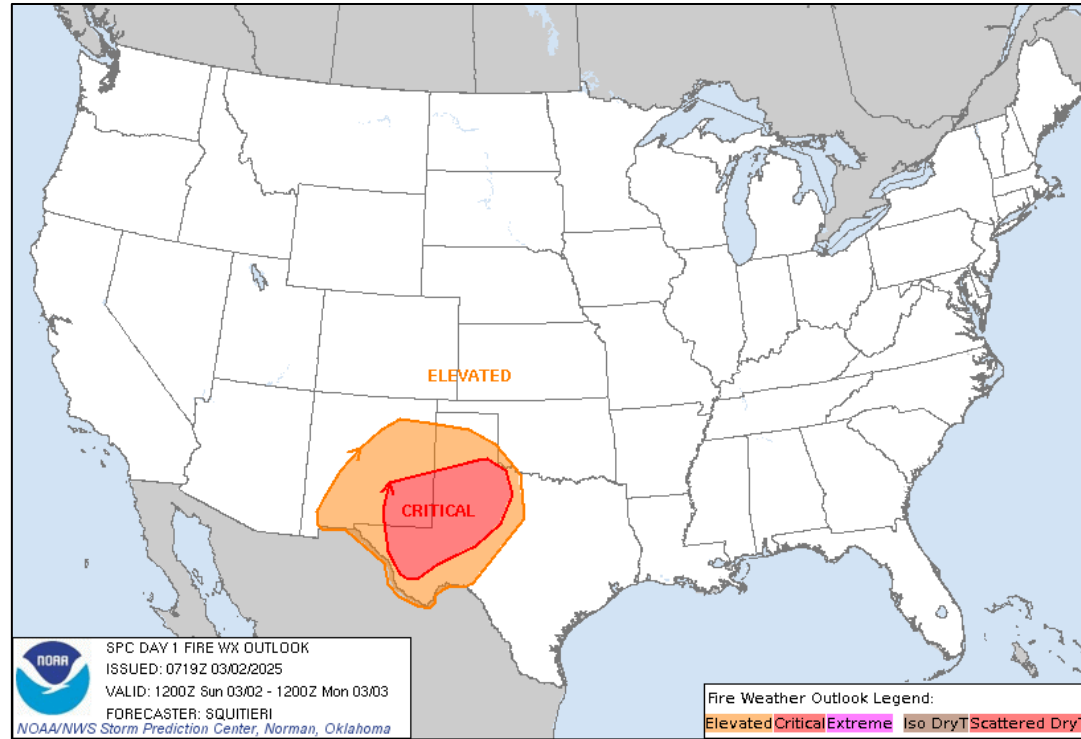
National Watch Center

Snowfall Forecast

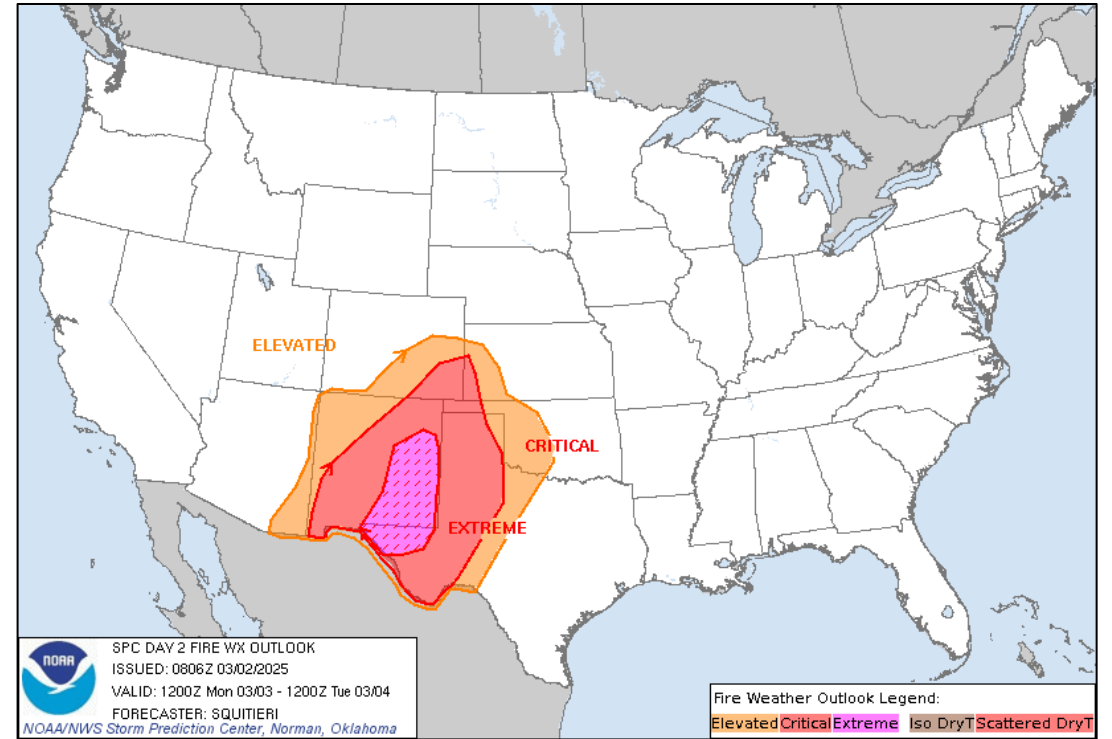


FEMA

Fire Weather Outlook



Today

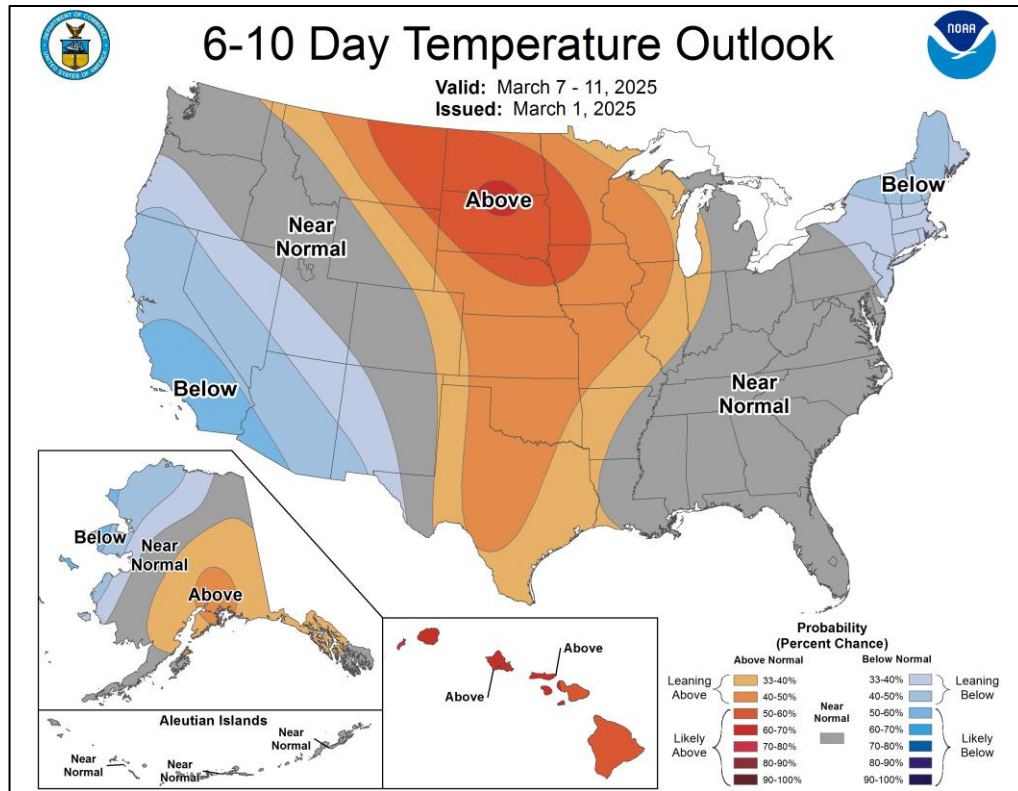


Tomorrow

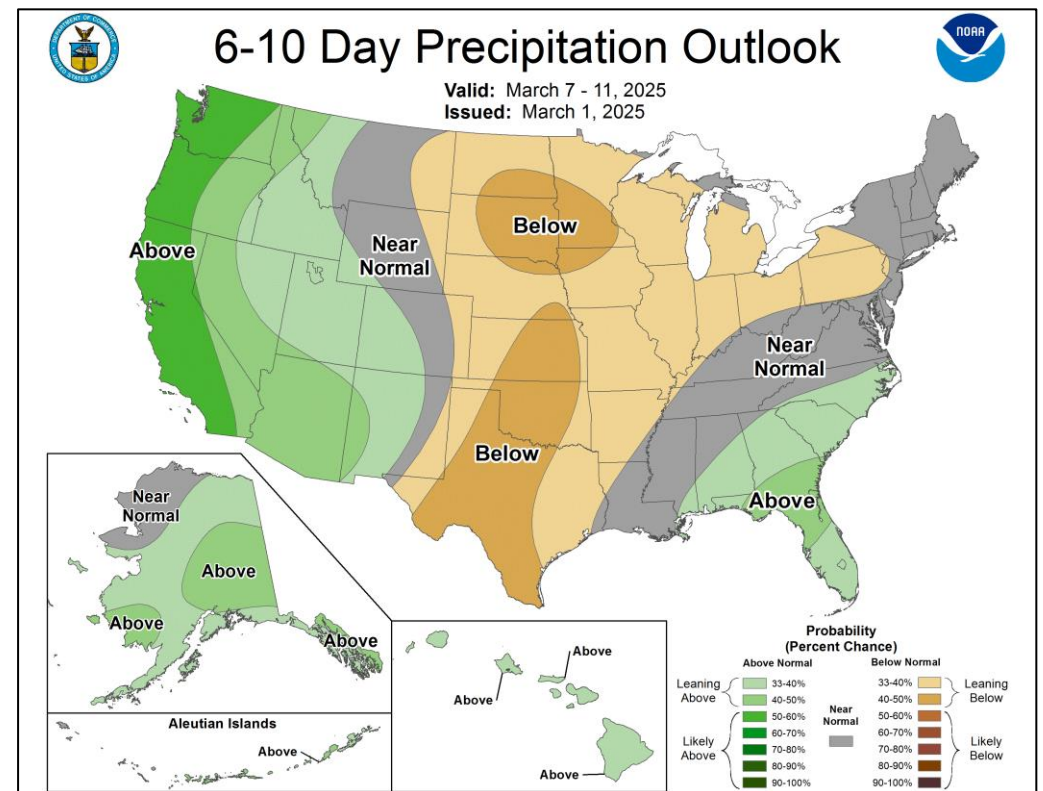


FEMA

Long Range Outlooks – Mar 7-11



6-10 Day Temperature Probability



6-10 Day Precipitation Probability



FEMA

National Watch Center

FEMA Common Operating Picture

33 Joint Field Offices **93 + 9** Supporting Major Disasters **16** Direct Housing Missions **29** RSF-Supported Disasters **6** Joint Recovery Offices

Sunday
March 2, 2025
8:30 a.m. ET

| FEMA HQ | |
|-----------------|--------------|
| NWC | NRCC |
| Monitoring | Steady State |
| FEMA REGIONS | |
| Watch | RRCC |
| Monitoring I | Rostered |
| Monitoring II | Rostered |
| Monitoring III | Rostered |
| Monitoring IV | Rostered |
| Monitoring V | Rostered |
| Monitoring VI | Rostered |
| Monitoring VII | Rostered |
| Monitoring VIII | Rostered |
| Monitoring IX | Rostered |
| Monitoring X | Rostered |

| N-IMATs | |
|---------------------|-------------|
| 2-5 Teams Available | |
| Red | |
| White | |
| Blue | |
| Gold | |
| HS | DC (Jan 28) |

| R-IMATs | |
|---------------------|-----------------|
| 4-6 Teams Available | |
| I | VT (Jan 6) |
| II | 3 / VI (Oct 30) |
| III | WV (Feb 28) |
| IV-1 | GA (Oct 5) |
| IV-2 | KY (Feb 16) |
| V | KY (Feb 18) |
| VI-1 | |
| VI-2 | Personnel |
| VII | Personnel |
| VIII | 2 |
| IX-1 | CA (Jan 8) |
| IX-2 | |
| X | 1 |

Notes:

| | |
|----------------------------|--|
| NRCC/RWCs/RRCCs: • NSTR | State EOCs: • HI: Wildfires • NC/TN/TX/VA/WV: Winter Storms • NC: TC Helene • AL/KY: Severe Weather • FL/TN: Previous Incidents • MT: Flood Risk |
|----------------------------|--|

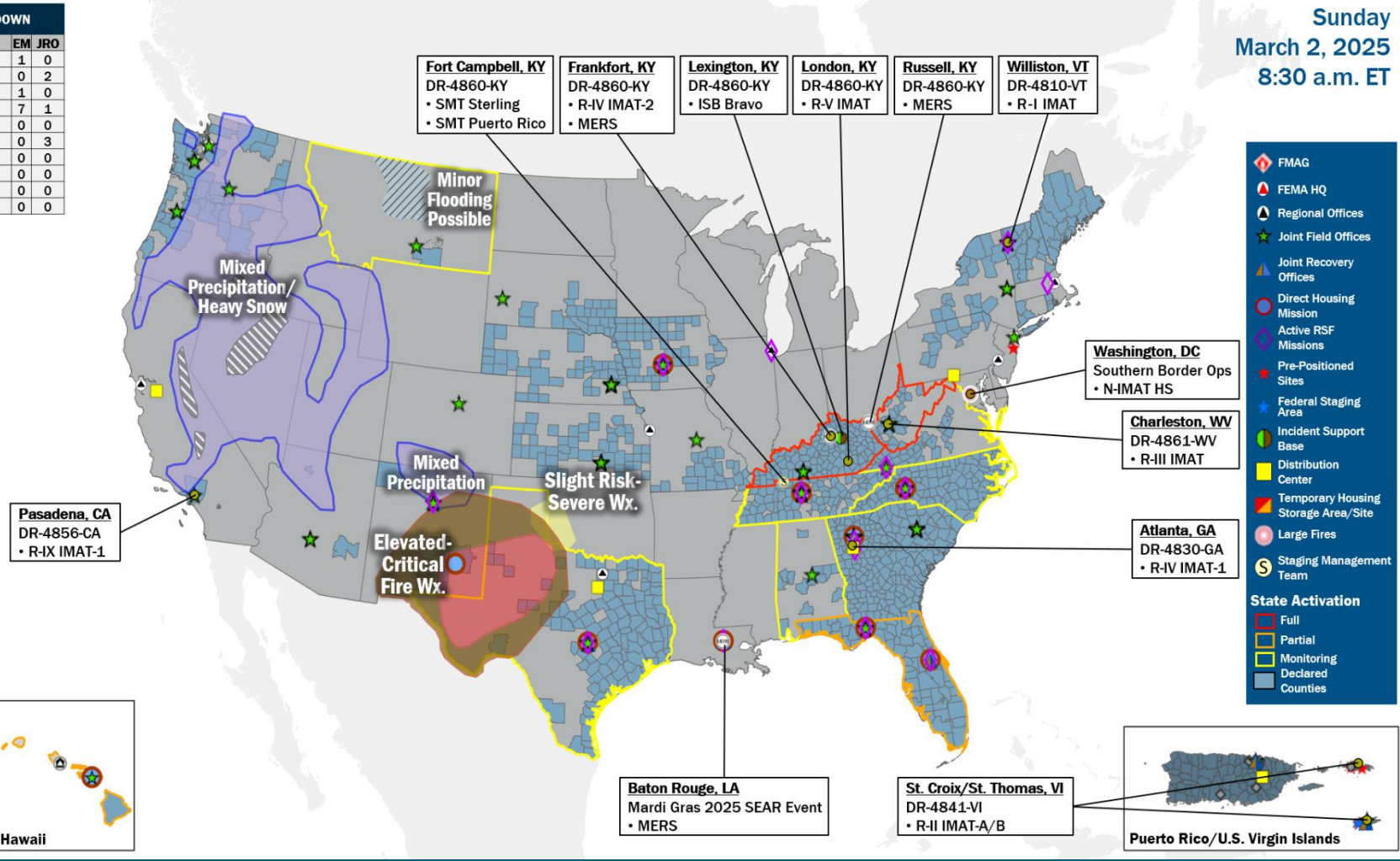
| Volunteer Force | |
|----------------------|---------------|
| Rostered 7,959 | Deployed 1 |
| Surge Capacity Force | |
| Rostered 8,935 | Deployed 3 |

| |
|---------------------------------|
| Fully Mission Capable (FMC) |
| Partially Mission Capable (PMC) |
| Not Mission Capable (NMC) |
| Deployed |

| REGIONAL BREAKDOWN | | | | |
|--------------------|-----|----|----|-----|
| | JFO | DR | EM | JRO |
| I | 3 | 12 | 1 | 0 |
| II | 4 | 6 | 0 | 2 |
| III | 2 | 7 | 1 | 0 |
| IV | 7 | 29 | 7 | 1 |
| V | 0 | 0 | 0 | 0 |
| VI | 2 | 5 | 0 | 3 |
| VII | 4 | 14 | 0 | 0 |
| VIII | 3 | 3 | 0 | 0 |
| IX | 3 | 6 | 0 | 0 |
| X | 5 | 11 | 0 | 0 |



Pasadena, CA
DR-4856-CA
• R-IX IMAT-1



Legend:

- FMAG
- FEMA HQ
- Regional Offices
- Joint Field Offices
- Joint Recovery Offices
- Direct Housing Mission
- Active RSF Missions
- Pre-Positioned Sites
- Federal Staging Area
- Incident Support Base
- Distribution Center
- Temporary Housing Storage Area/Site
- Large Fires
- Staging Management Team

State Activation:

- Full
- Partial
- Monitoring
- Declared
- Counties

IM Workforce

14,202 Assigned
4,876 Unavailable
7,023 Deployed

16% / 2,303 Available

IM Cadre Availability

19 Cadres ≤ 25% Availability

Civil Rights: 18% (32/179); Disaster Field Training Operations: 23% (23/98); Disability Integration: 13% (5/39); Disaster Survivor Assistance: 22% (288/1,303); External Affairs: 7% (26/396); Environmental Planning and Historic Preservation: 13% (114/883); Field Leadership: 13% (20/149); Financial Management: 22% (50/230); Hazard Mitigation: 11% (129/1,224); Human Resources: 14% (26/184); Individual Assistance: 13% (342/2,652); Interagency Recovery Coordination: 23% (79/342); Information Technology: 19% (138/713); Logistics: 10% (174/1,675); Operations: 16% (60/372); Public Assistance: 13% (292/2,308); Planning: 8% (39/470); Safety: 15% (14/94); Security: 10% (13/136)

MERS
≥ 66%

36 Assigned
0 Unavailable
2 Deployed

34 Available

US&R
≥ 66%

28 Assigned
2 Unavailable
0 Deployed

26 Available

FCO
≤ 1 Type I

56 Assigned
9 Unavailable
44 (27 FCOR) Deployed

3 Available

Joint Preliminary Damage Assessments

| Region | State / Location | Incident | IA | Number of Counties | | Start - End |
|--------|------------------|--|----|--------------------|----------|-------------|
| | | | PA | Requested | Complete | |
| III | VA | Flooding, Severe Storms, Tornadoes, and Winter Storms Feb 10 and continuing | IA | 11 | 11 | 2/18 - 2/28 |
| | | | PA | 12 | 0 | TBD - TBD |
| VI | LA | Winter Weather January 20-23 | IA | 0 | 0 | N/A |
| | | | PA | 22 | 0 | 2/12 - TBD |
| | MCN* | Winter Weather and Freezing Temperatures Feb 19-21 | IA | 0 | 0 | N/A |
| | | | PA | 1 | 0 | 2/26 - TBD |
| IX | HI | Heavy Rain and Flooding Jan 29-31 | IA | 0 | 0 | N/A |
| | | | PA | 1 | 0 | 2/23 - TBD |

*Muscogee (Creek) Nation



FEMA

National Watch Center

Declaration Requests in Process – 6

| State / Tribe / Territory – Incident Description | Type | IA | PA | HM | Requested |
|--|------|----|----|----|-----------|
| NY – Severe Storms, Tornadoes, Straight-line Winds, and Flooding | EM | | X | | Jul 20 |
| CA – Park and Borel Fires (Appeal) | DR | X | X | X | Dec 2 |
| OK – Severe Storms, Straight-line Winds, Tornadoes, and Flooding | DR | X | | X | Dec 20 |
| WA – Severe Storms, Straight-line Winds, Flooding, Landslides, and Mudslides | DR | | X | X | Jan 14 |
| KY – Severe Winter Storms and Snowstorms | DR | | X | X | Jan 30 |
| VA – Severe Winter Storms, Tornadoes, and Flooding | DR | X | X | X | Feb 26 |



FEMA



FEMA

Helping people before, during, and after disasters.



Scan to subscribe to this briefing.