

FEMA National Watch Center

# Daily Operations Briefing

Saturday, March 1, 2025

8:30 a.m. ET



**FEMA**

# National Current Ops / Monitoring

---

## New Significant Incidents / Ongoing Ops

- No new significant incidents / operations

## Hazard Monitoring

- Fire Weather – Southwest, and Southeast to Mid-Atlantic

---

## Disaster Declaration Activity

- Request: Expedited Major Disaster Declaration – VA (Supplemental)

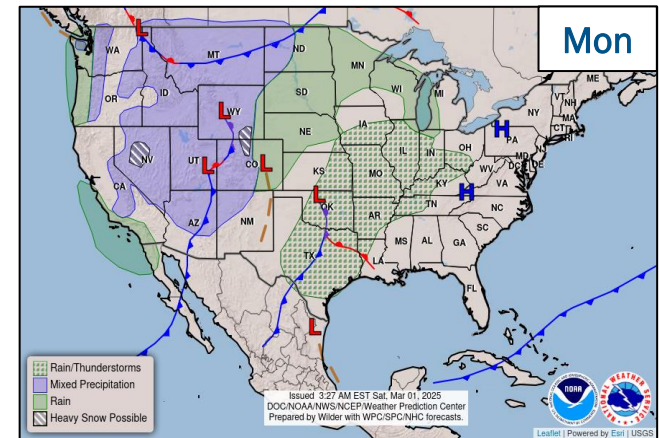
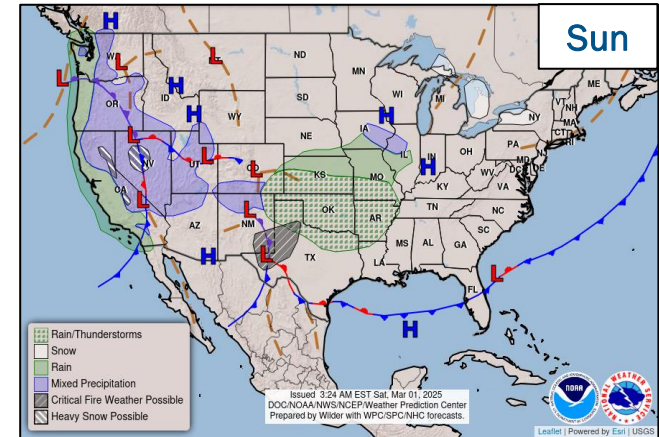
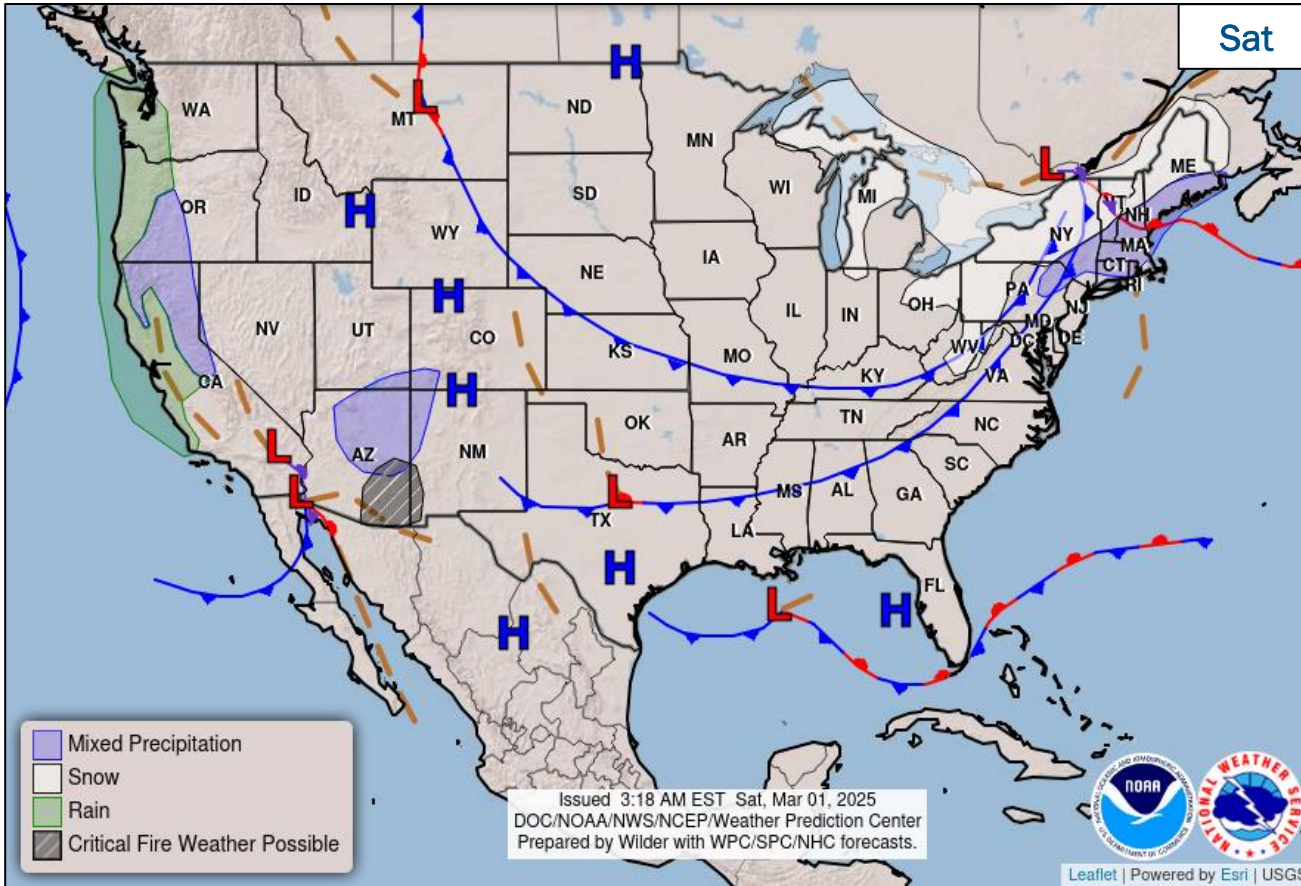
## Event Monitoring

- No new significant events



**FEMA**

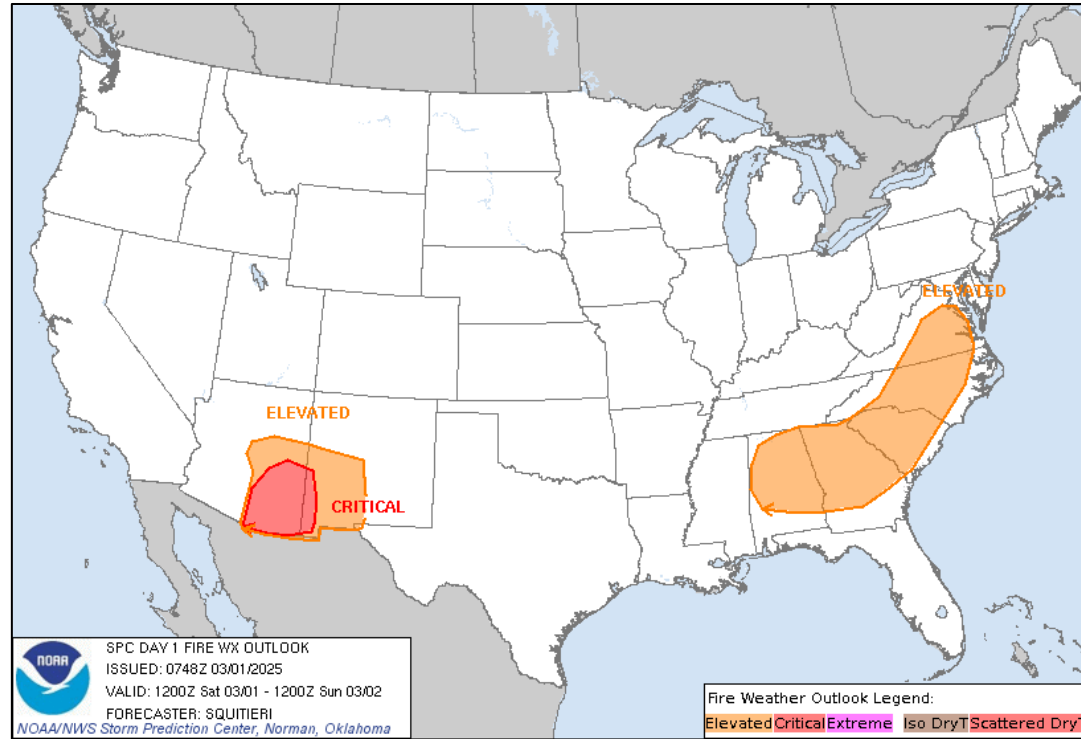
# National Weather Forecast



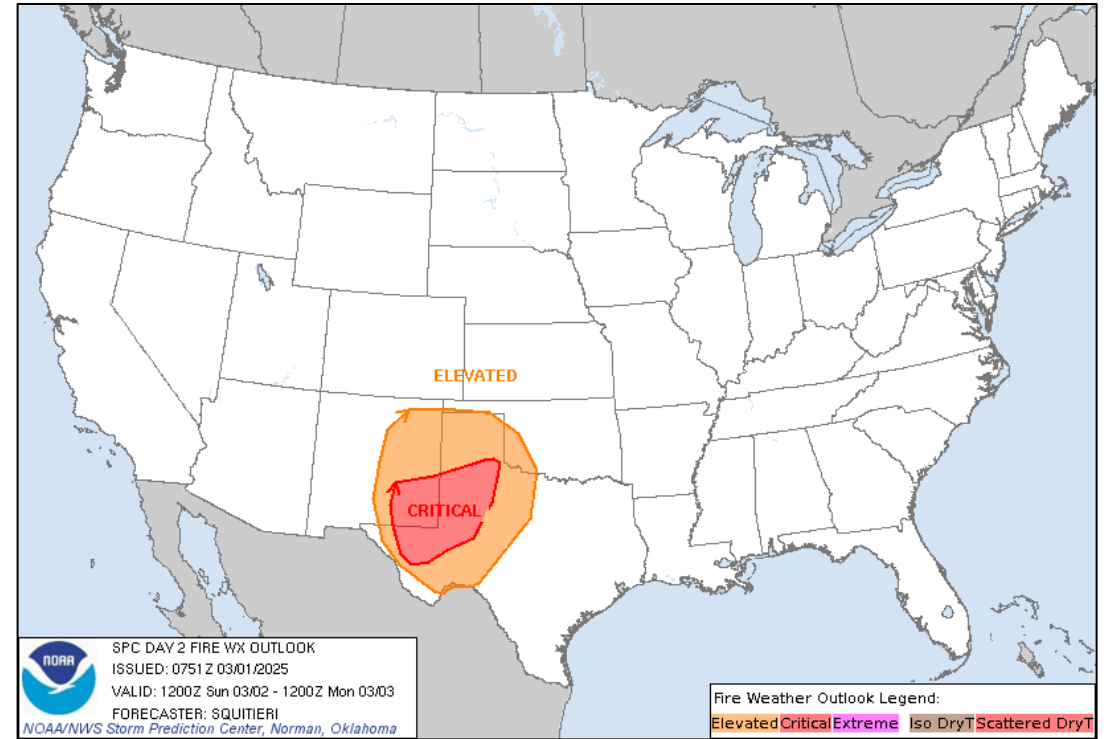
FEMA

National Watch Center

# Fire Weather Outlook



Today



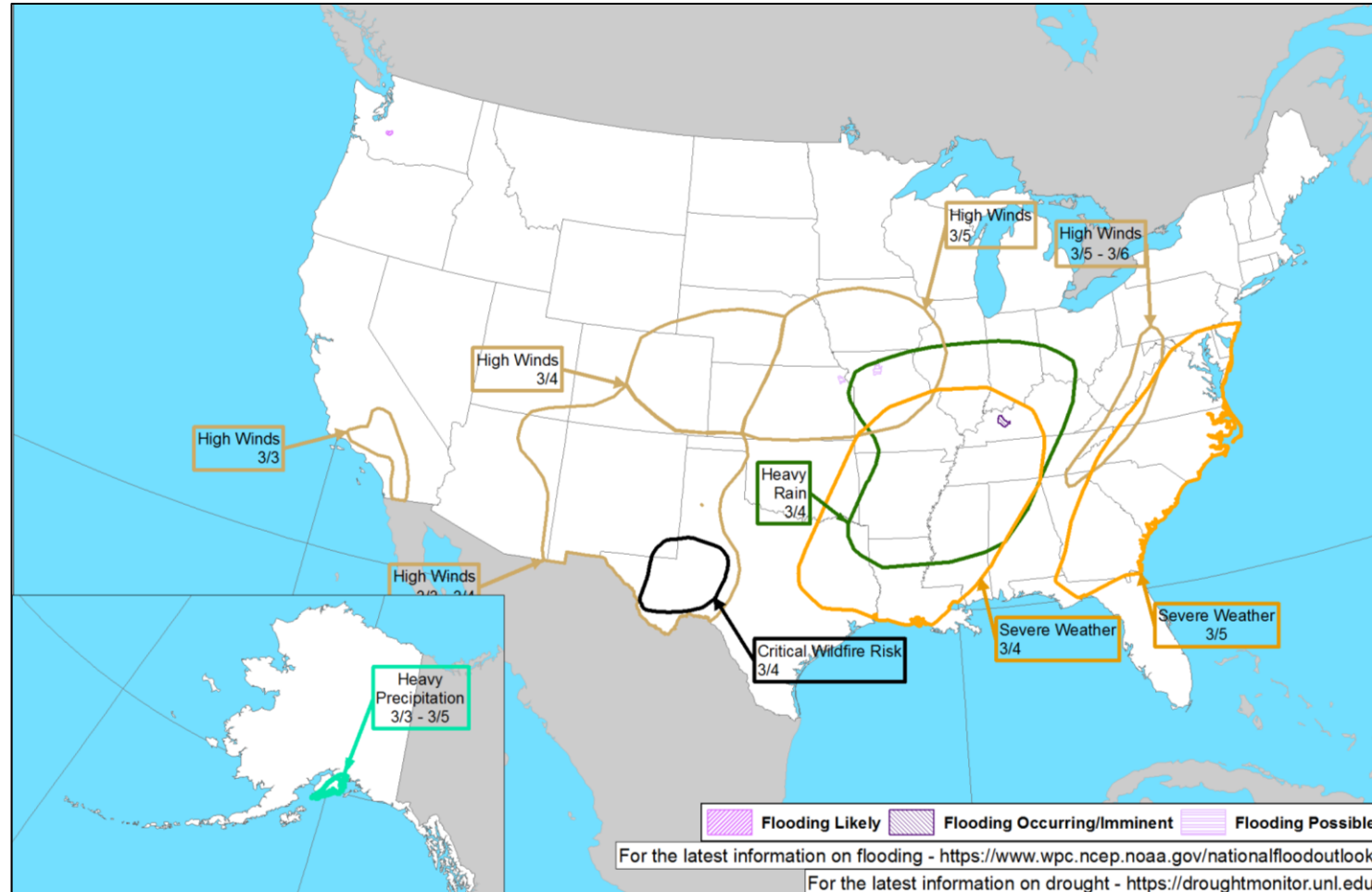
Tomorrow



FEMA

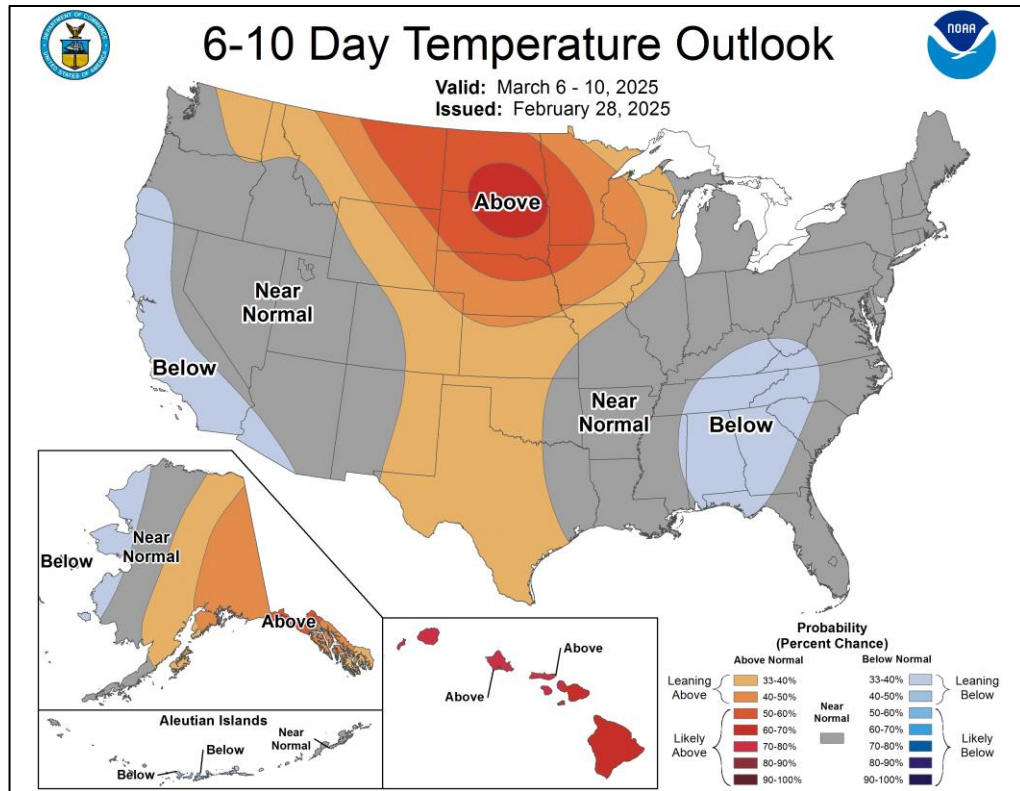
National Watch Center

# Hazards Outlook – Mar 3-7

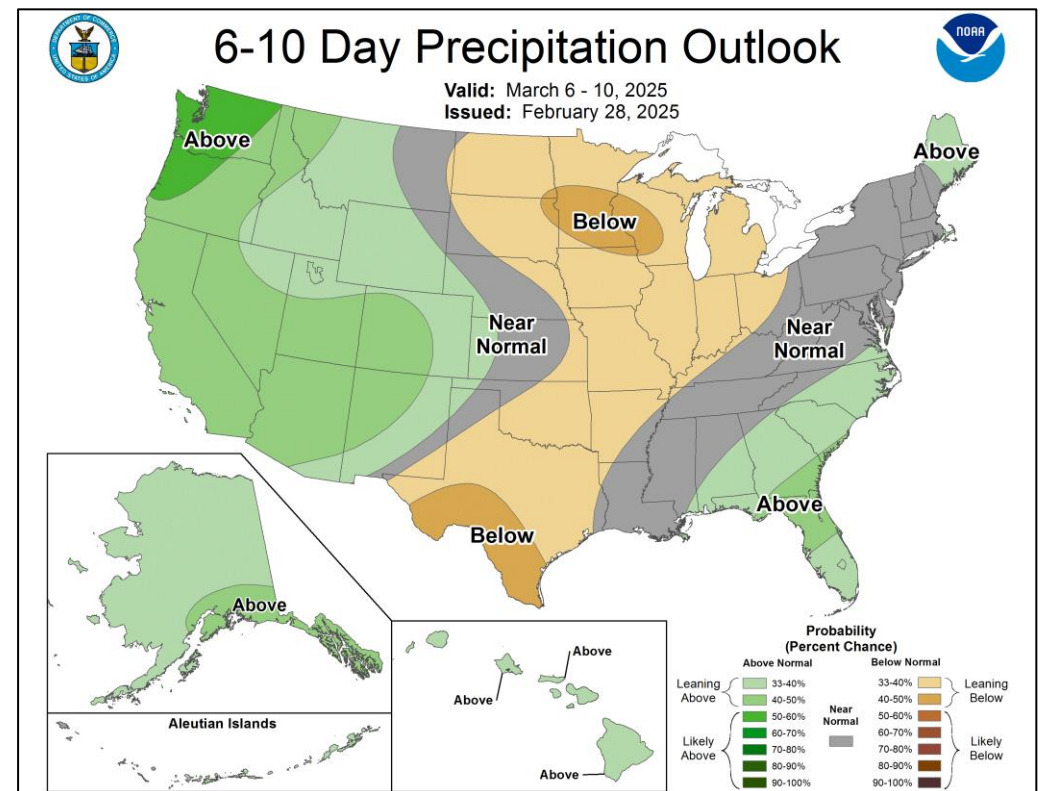


FEMA

# Long Range Outlooks – Mar 6-10



6-10 Day Temperature Probability



6-10 Day Precipitation Probability



FEMA

# FEMA Common Operating Picture

**33** Joint Field Offices   *Supporting*   **93 + 9** Major Disasters   Emergency Declarations   **16** Direct Housing Missions   **29** RSF-Supported Disasters   **6** Joint Recovery Offices

Saturday  
March 1, 2025  
8:30 a.m. ET

FEMA HQ	
NWC	NRCC
Monitoring	Steady State
FEMA REGIONS	
Watch	RRCC
Monitoring I	Rostered
Monitoring II	Rostered
Monitoring III	Rostered
Monitoring IV	Rostered
Monitoring V	Rostered
Monitoring VI	Rostered
Monitoring VII	Rostered
Monitoring VIII	Rostered
Monitoring IX	Rostered
Monitoring X	Rostered

N-IMATs	
2-5 Teams Available	
Red	
White	
Blue	
Gold	
HS	DC (Jan 28)

R-IMATs	
4-6 Teams Available	
I	VT (Jan 6)
II	3 / VI (Oct 30)
III	WV (Feb 28)
IV-1	GA (Oct 5)
IV-2	KY (Feb 16)
V	KY (Feb 18)
VI-1	
VI-2	Personnel
VII	Personnel
VIII	2
IX-1	CA (Jan 8)
IX-2	
X	1

**Notes:**  
NRCC/RWCs/RRCCs: **NSTR**  
State EOCs:  
• HI: Wildfires  
• NC/TN/TX/VA/WV: Winter Storms  
• NC: TC Helene  
• AL/KY: Severe Weather  
• FL/TN: Previous Incidents  
• MT: Flood Risk

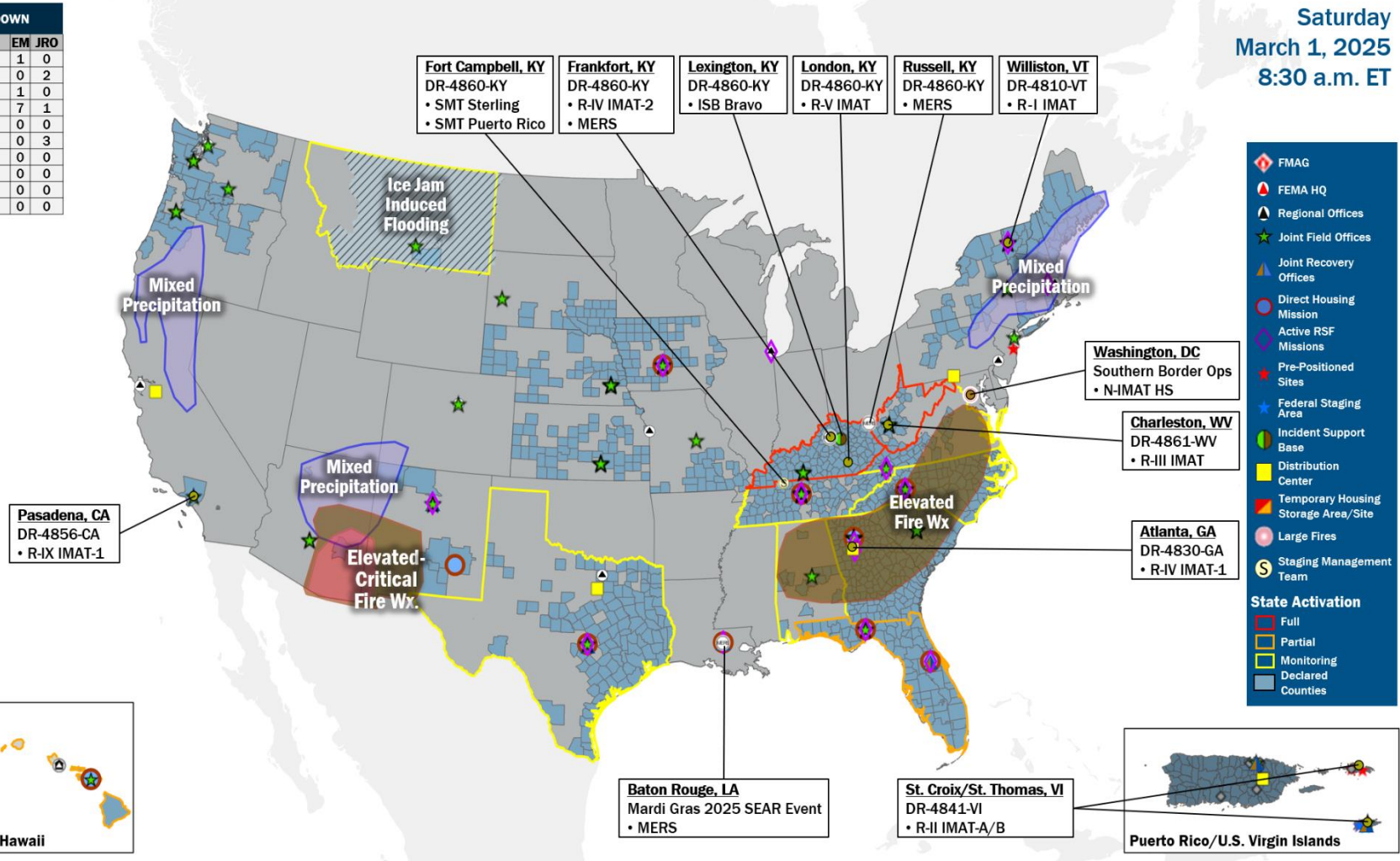
Volunteer Force	
Rostered 7,959	Deployed 1
Surge Capacity Force	
Rostered 8,935	Deployed 3 (-5)

Fully Mission Capable (FMC)  
Partially Mission Capable (PMC)  
Not Mission Capable (NMC)  
Deployed

REGIONAL BREAKDOWN				
	JFO	DR	EM	JRO
I	3	12	1	0
II	4	6	0	2
III	2	7	1	0
IV	7	29	7	1
V	0	0	0	0
VI	2	5	0	3
VII	4	14	0	0
VIII	3	3	0	0
IX	3	6	0	0
X	5	11	0	0



Pasadena, CA  
DR-4856-CA  
• R-IX IMAT-1



- FMAG
- FEMA HQ
- Regional Offices
- Joint Field Offices
- Joint Recovery Offices
- Direct Housing Mission
- Active RSF Missions
- Pre-Positioned Sites
- Federal Staging Area
- Incident Support Base
- Distribution Center
- Temporary Housing Storage Area/Site
- Large Fires
- Staging Management Team
- State Activation: Full, Partial, Monitoring, Declared, Counties

## IM Workforce

14,202 Assigned  
4,876 Unavailable  
7,023 Deployed  
16% / 2,303 Available

## IM Cadre Availability

19 Cadres ≤ 25% Availability  
Civil Rights: 18% (32/179); Disaster Field Training Operations: 23% (23/98); Disability Integration: 13% (5/39); Disaster Survivor Assistance: 22% (288/1,303); External Affairs: 7% (26/396); Environmental Planning and Historic Preservation: 13% (114/883); Field Leadership: 13% (20/149); Financial Management: 22% (50/230); Hazard Mitigation: 11% (129/1,224); Human Resources: 14% (26/184); Individual Assistance: 13% (342/2,652); Interagency Recovery Coordination: 23% (79/342); Information Technology: 19% (138/713); Logistics: 10% (174/1,675); Operations: 16% (60/372); Public Assistance: 13% (292/2,308); Planning: 8% (39/470); Safety: 15% (14/94); Security: 10% (13/136)

**MERS**  
≥ 66%

36 Assigned  
0 Unavailable  
2 Deployed  
34 Available

**US&R**  
≥ 66%

28 Assigned  
2 Unavailable  
0 Deployed  
26 Available

**FCO**  
≤ 1 Type I

56 Assigned  
9 (+2) Unavailable  
44 (27 FCOR) Deployed  
3 (-2) Available

# Joint Preliminary Damage Assessments

Region	State / Location	Incident	IA	Number of Counties		Start - End
			PA	Requested	Complete	
III	VA	Flooding, Severe Storms, Tornadoes, and Winter Storms Feb 10 and continuing	IA	11 (-1)	11 (+8)	2/18 - 2/28
			PA	12	0	TBD - TBD
VI	LA	Winter Weather January 20-23	IA	0	0	N/A
			PA	22	0	2/12 - TBD
	MCN*	Winter Weather and Freezing Temperatures Feb 19-21	IA	0	0	N/A
			PA	1	0	2/26 - TBD
IX	HI	Heavy Rain and Flooding Jan 29-31	IA	0	0	N/A
			PA	1	0	2/23 - TBD

\*Muscogee (Creek) Nation



FEMA

National Watch Center

# Supplemental Declaration Request – Virginia

**Declaration Type:** Expedited Major Disaster Declaration – VA

**Initial Request:** Feb 16

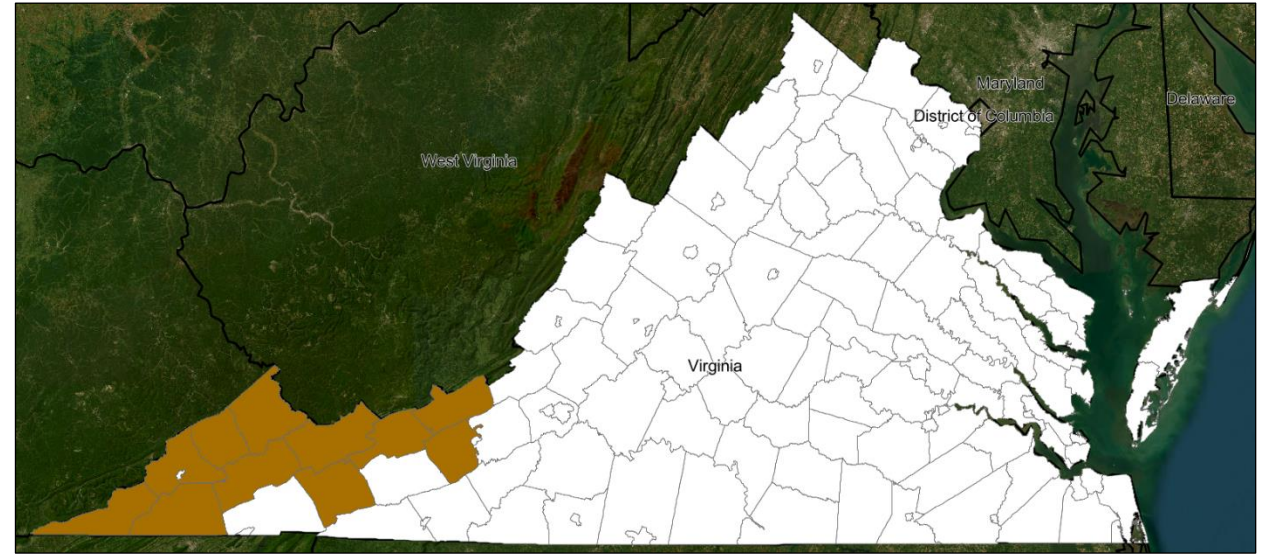
**Supplemental Request:** Feb 26

**Incident:** Severe Winter Storms, Tornadoes, and Flooding

**Incident Period:** Feb 10 and continuing

**Requested:**

- **IA/PA:** 8 additional counties (11 total)
- **Hazard Mitigation:** Entire Commonwealth



■ IA/PA



**FEMA**

# Declaration Requests in Process – 6

State / Tribe / Territory – Incident Description	Type	IA	PA	HM	Requested
NY – Severe Storms, Tornadoes, Straight-line Winds, and Flooding	EM		X		Jul 20
CA – Park and Borel Fires (Appeal)	DR	X	X	X	Dec 2
OK – Severe Storms, Straight-line Winds, Tornadoes, and Flooding	DR	X		X	Dec 20
WA – Severe Storms, Straight-line Winds, Flooding, Landslides, and Mudslides	DR		X	X	Jan 14
KY – Severe Winter Storms and Snowstorms	DR		X	X	Jan 30
VA – Severe Winter Storms, Tornadoes, and Flooding ( <a href="#">Supplemental</a> )	DR	X	X	X	<a href="#">Feb 26</a>



**FEMA**



# FEMA

Helping people before, during, and after disasters.



*Scan to subscribe to this briefing.*