

FEMA National Watch Center

# Daily Operations Briefing

Friday, February 28, 2025

8:30 a.m. ET



**FEMA**

# National Current Ops / Monitoring

---

## New Significant Incidents / Ongoing Ops

- No new significant incidents / operations

## Hazard Monitoring

- Heavy Snow – Great Lakes and Northeast
- Fire Weather – Central Plains

## Disaster Declaration Activity

- No new declaration activity

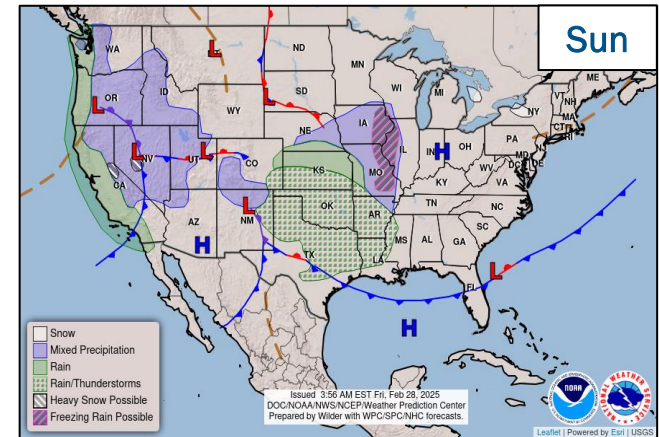
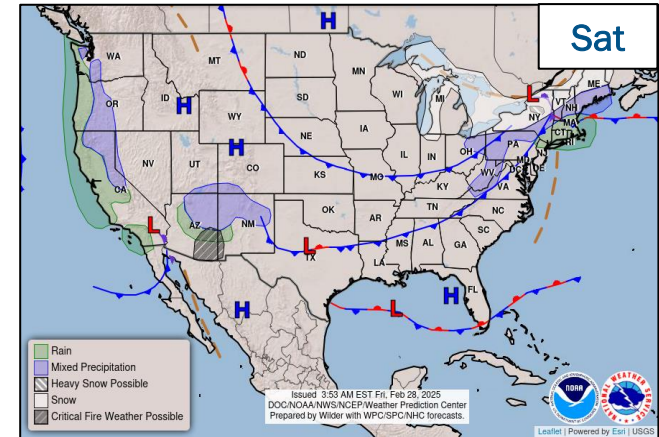
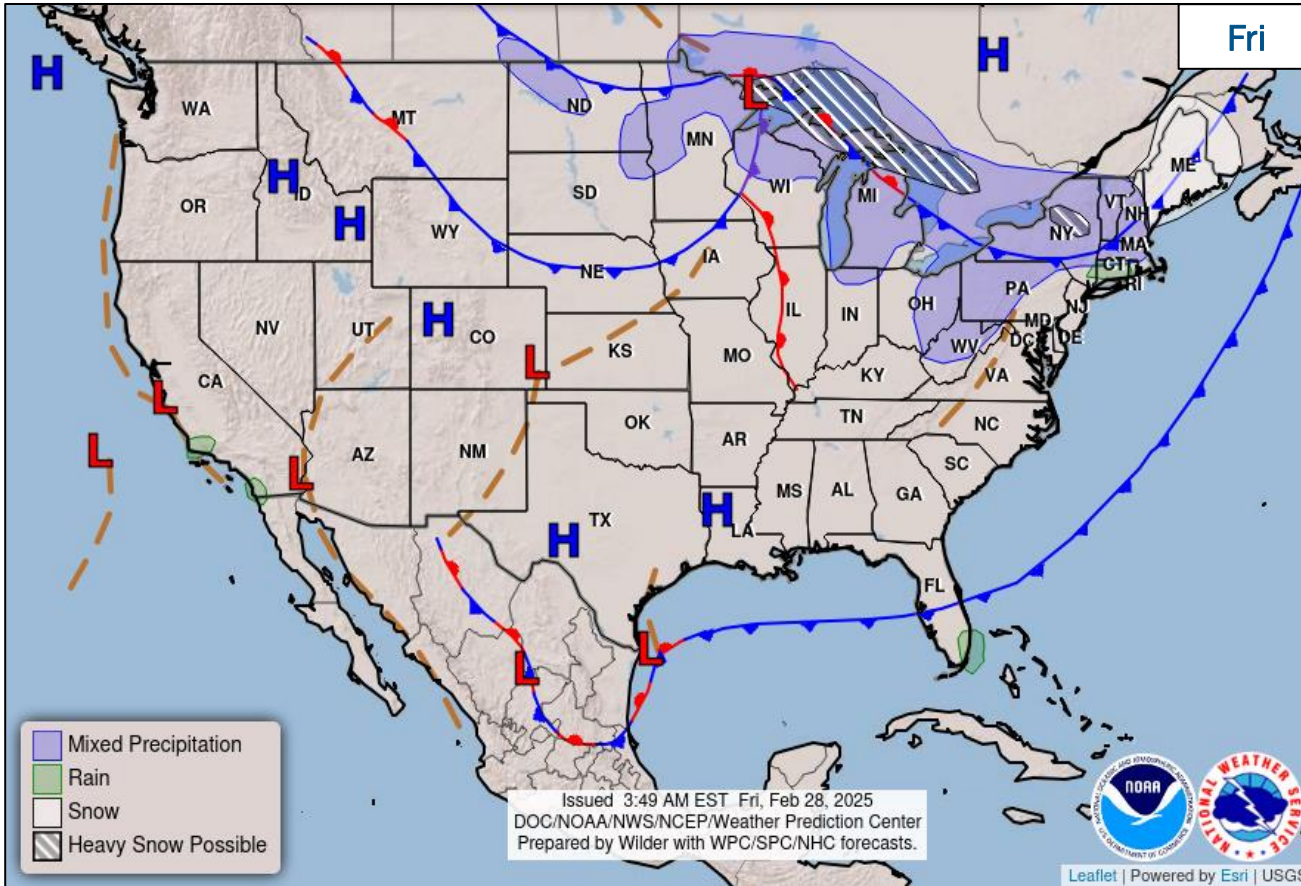
## Event Monitoring

- No new significant events



**FEMA**

# National Weather Forecast



FEMA

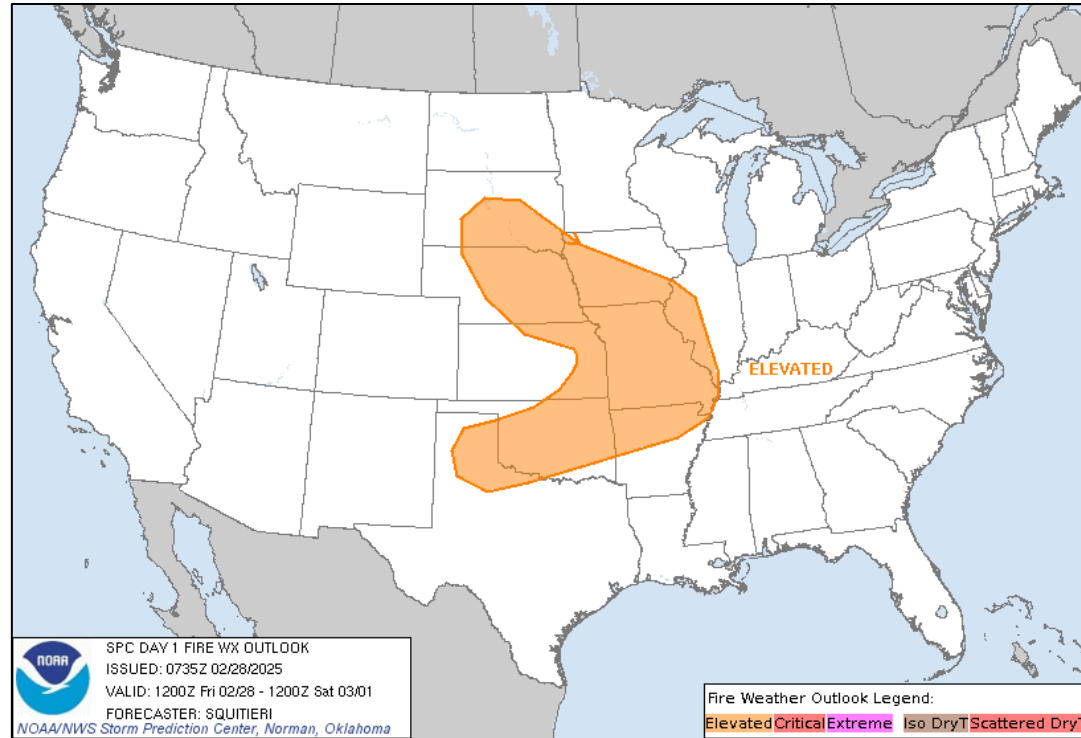
National Watch Center

# Snowfall Forecast

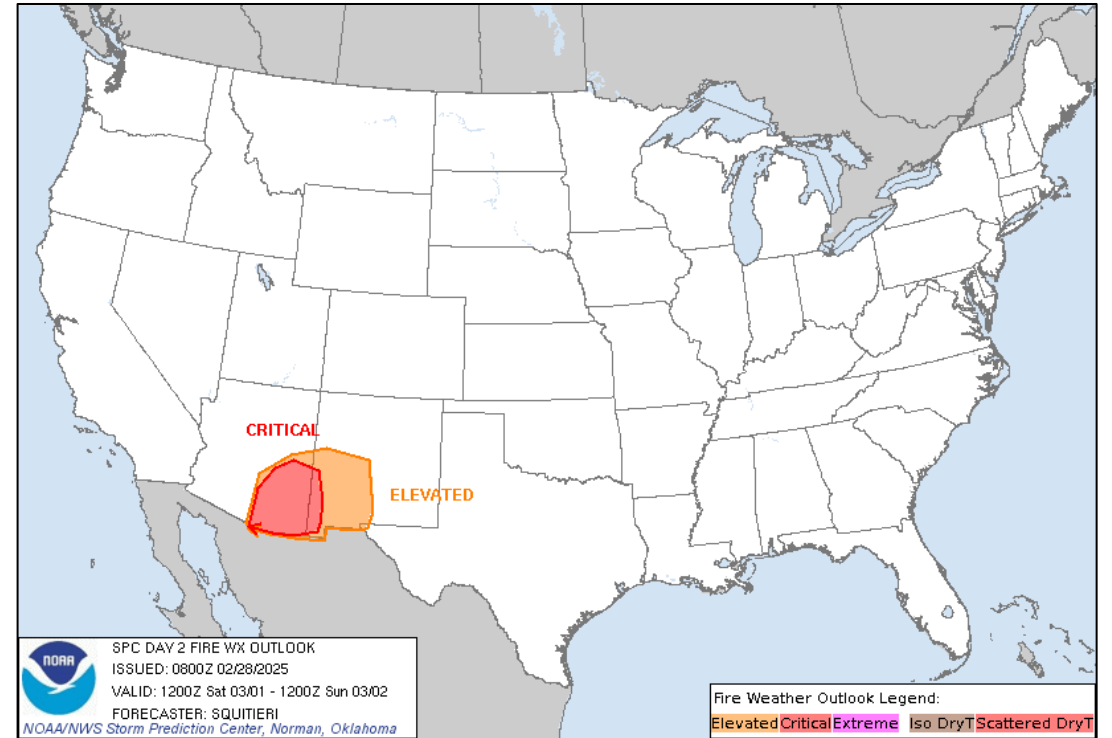


FEMA

# Fire Weather Outlook



Today



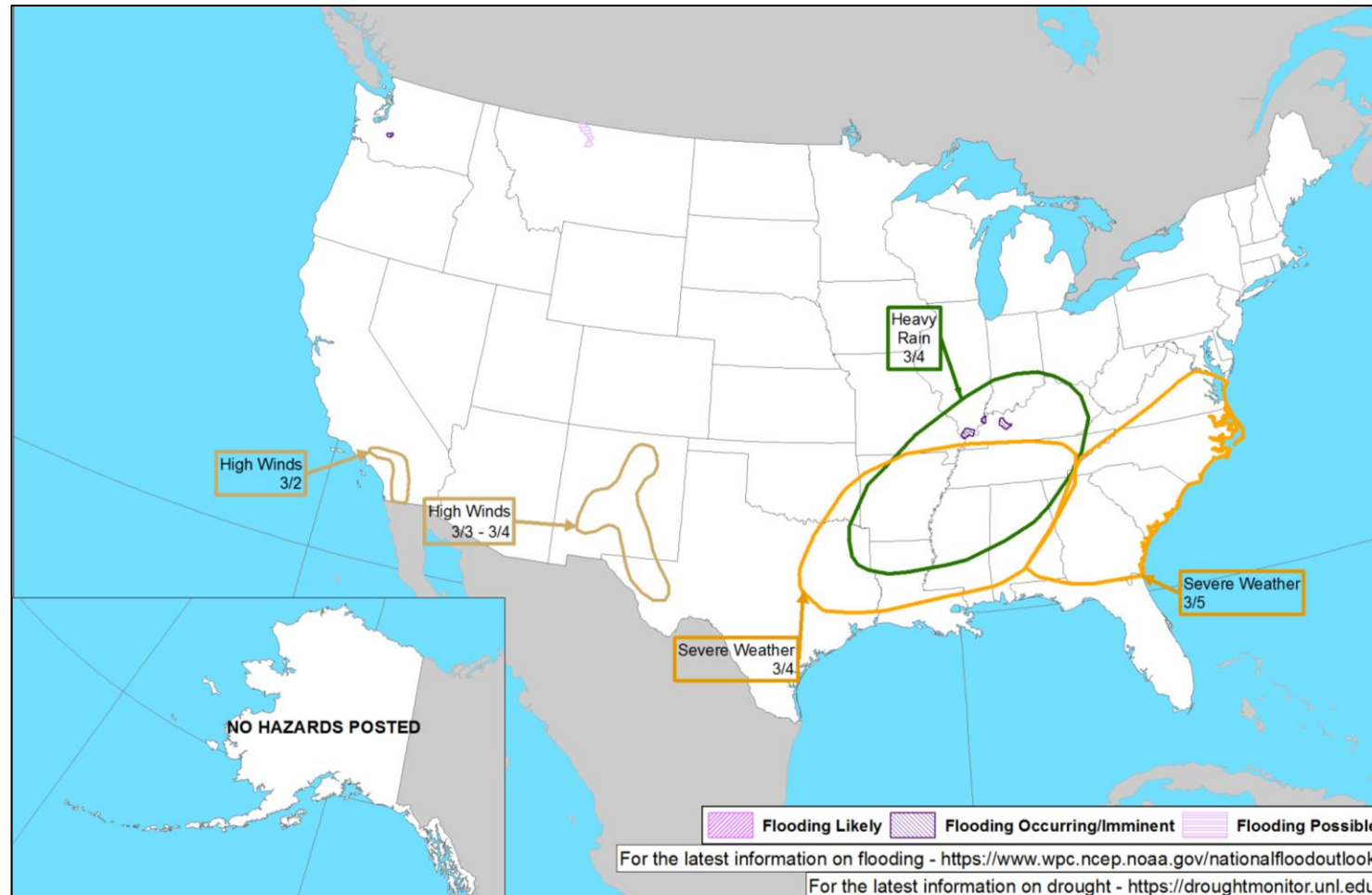
Tomorrow



FEMA

National Watch Center

# Hazards Outlook – Mar 2-Mar 6



FEMA

# FEMA Common Operating Picture

**33** Joint Field Offices    **93 + 9** Major Disasters    **16** Direct Housing Missions    **29** RSF-Supported Disasters    **6** Joint Recovery Offices

Friday  
February 28, 2025  
8:30 a.m. ET

## FEMA HQ

NWC	NRCC
Monitoring	Steady State

## FEMA REGIONS

Watch	RRCC	
Monitoring	I	Rostered
Monitoring	II	Rostered
Monitoring	III	Rostered
Monitoring	IV	Level III
Monitoring	V	Rostered
Monitoring	VI	Rostered
Monitoring	VII	Rostered
Monitoring	VIII	Rostered
Monitoring	IX	Rostered
Monitoring	X	Rostered

### Notes:

**NRCC/RWCs/RRCCs:**  
• R-IV RRCC: Flooding and Severe Weather

**State EOCs:**  
• HI/NE: Wildfires  
• NC/TN/TX/VA/WV: Winter Storms  
• NC: TC Helene  
• AL/KY: Severe Weather  
• FL/TN: Previous Incidents  
• MT: Flood Risk

### Volunteer Force

Rostered 7,959 (+32)	Deployed 1
-------------------------	---------------

### Surge Capacity Force

Rostered 8,935	Deployed 8
-------------------	---------------

## N-IMATs

2-5 Teams Available

Red	
White	Reconstituting
Blue	
Gold	
HS	DC (Jan 28)

## R-IMATs

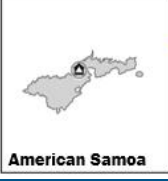
4-6 Teams Available

I	VT (Jan 6)
II	USVI (Oct 30)
III	WV (Feb 28)
IV-1	GA (Oct 5)
IV-2	KY (Feb 16)
V	KY (Feb 18)
VI-1	1
VI-2	Personnel
VII	3 / Personnel
VIII	SD (Nov 18)
IX-1	CA (Jan 8)
IX-2	
X	2

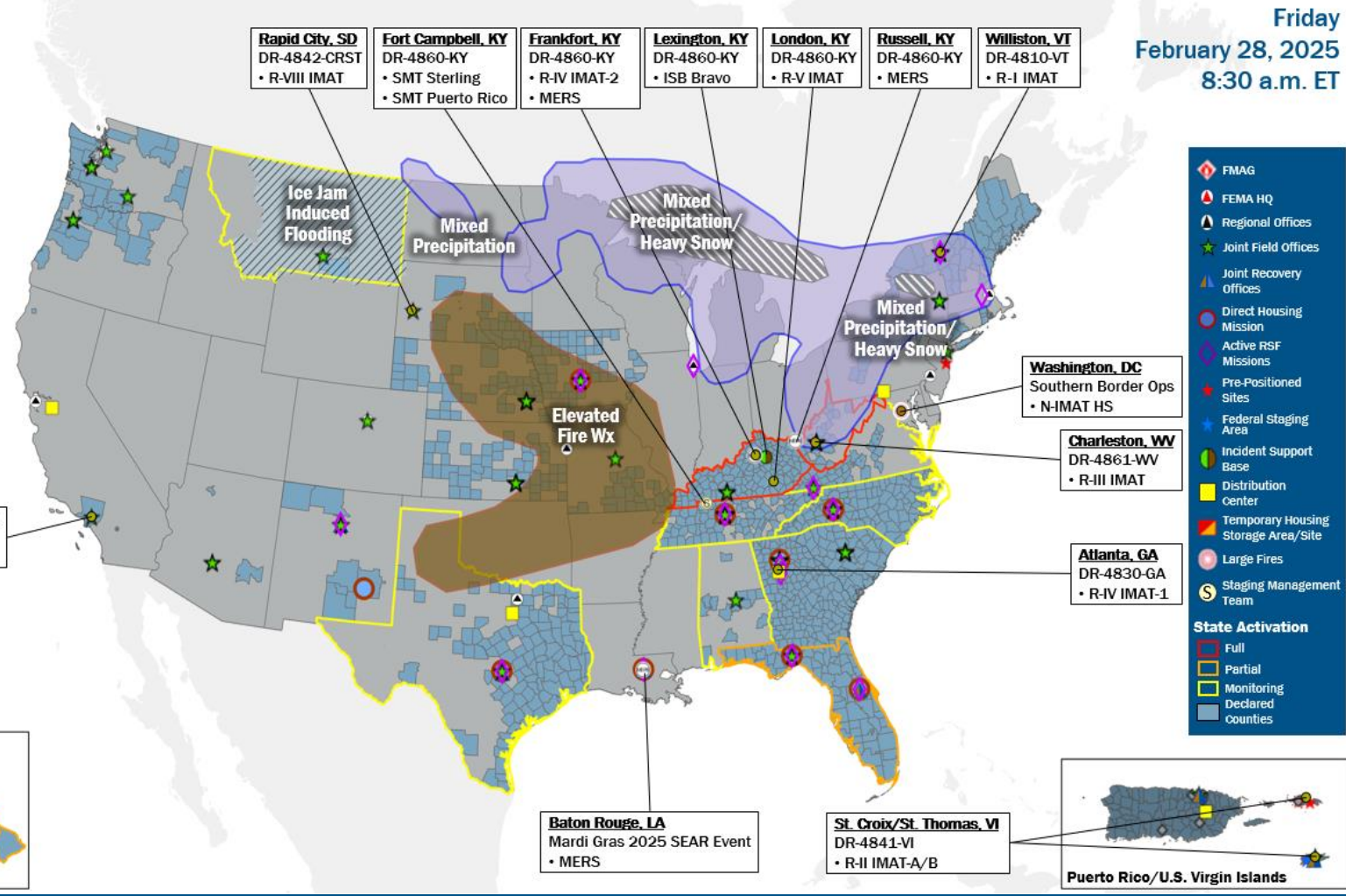
<span style="color: green;">■</span> Fully Mission Capable (FMC)
<span style="color: yellow;">■</span> Partially Mission Capable (PMC)
<span style="color: red;">■</span> Not Mission Capable (NMC)
<span style="color: blue;">■</span> Deployed

### REGIONAL BREAKDOWN

	JFO	DR	EM	JRO
I	3	12	1	0
II	4	6	0	2
III	2	7	1	0
IV	7	29	7	1
V	0	0	0	0
VI	2	5	0	3
VII	4	14	0	0
VIII	3	3	0	0
IX	3	6	0	0
X	5	11	0	0



**Pasadena, CA**  
DR-4856-CA  
• R-IX IMAT-1



**Legend:**

- FMAG
- FEMA HQ
- Regional Offices
- Joint Field Offices
- Joint Recovery Offices
- Direct Housing Mission
- Active RSF Missions
- Pre-Positioned Sites
- Federal Staging Area
- Incident Support Base
- Distribution Center
- Temporary Housing Storage Area/Site
- Large Fires
- Staging Management Team

**State Activation:**

- Full
- Partial
- Monitoring
- Declared
- countries

## IM Workforce

14,202 Assigned  
4,876 Unavailable  
7,023 Deployed

16% / 2,303 Available

## IM Cadre Availability

19 Cadres ≤ 25% Availability

Civil Rights: 18% (32/179); Disaster Field Training Operations: 23% (23/98); Disability Integration: 13% (5/39); Disaster Survivor Assistance: 22% (288/1,303); External Affairs: 7% (26/396); Environmental Planning and Historic Preservation: 13% (114/883); Field Leadership: 13% (20/149); Financial Management: 22% (50/230); Hazard Mitigation: 11% (129/1,224); Human Resources: 14% (26/184); Individual Assistance: 13% (342/2,652); Interagency Recovery Coordination: 23% (79/342); Information Technology: 19% (138/713); Logistics: 10% (174/1,675); Operations: 16% (60/372); Public Assistance: 13% (292/2,308); Planning: 8% (39/470); Safety: 15% (14/94); Security: 10% (13/136)

**MERS**  
≥ 66%

36 Assigned  
0 Unavailable  
2 Deployed

34 Available

**US&R**  
≥ 66%

28 Assigned  
2 Unavailable  
0 Deployed

26 Available

**FCO**  
≤ 1 Type I

56 (+2) Assigned  
7 Unavailable  
44 (27 (+2) FCOR) Deployed

5 (+2) Available

# Joint Preliminary Damage Assessments

Region	State / Location	Incident	IA	Number of Counties		Start - End
			PA	Requested	Complete	
III	VA	Flooding, Severe Storms, Tornadoes, and Winter Storms Feb 10 and continuing	IA	12	3	2/18 - TBD
			PA	12	0	TBD - TBD
VI	LA	Winter Weather January 20-23	IA	0	0	N/A
			PA	22	0	2/12 - TBD
	MCN*	Winter Weather and Freezing Temperatures Feb 19-21	IA	0	0	N/A
			PA	1	0	2/26 - TBD
IX	HI	Heavy Rain and Flooding Jan 29-31	IA	0	0	N/A
			PA	1	0	2/23 - TBD

\*Muscogee (Creek) Nation



**FEMA**

National Watch Center

# Declaration Requests in Process – 6

State / Tribe / Territory – Incident Description	Type	IA	PA	HM	Requested
NY – Severe Storms, Tornadoes, Straight-line Winds, and Flooding	EM		X		Jul 20
CA – Park and Borel Fires (Appeal)	DR	X	X	X	Dec 2
OK – Severe Storms, Straight-line Winds, Tornadoes, and Flooding	DR	X		X	Dec 20
WA – Severe Storms, Straight-line Winds, Flooding, Landslides, and Mudslides	DR		X	X	Jan 14
KY – Severe Winter Storms and Snowstorms	DR		X	X	Jan 30
VA – Severe Winter Storms, Tornadoes, and Flooding	DR	X	X	X	Feb 16



**FEMA**



# FEMA

Helping people before, during, and after disasters.



*Scan to subscribe to this briefing.*