

FEMA National Watch Center

Daily Operations Briefing

Tuesday, February 28, 2023

8:30 a.m. ET



FEMA

National Current Ops / Monitoring

New Significant Incidents / Ongoing Ops

- No significant incidents / ops

Hazard Monitoring

- Heavy snow – Northwest to CA, Central Great Basin, Central Rockies, Northern Plains, Northeast
- Freezing rain – Northern/Central Plains, Mid-Atlantic to Northeast
- Critical fire weather – Southern Plains

Disaster Declaration Activity

- Approval: Major Disaster - South Dakota

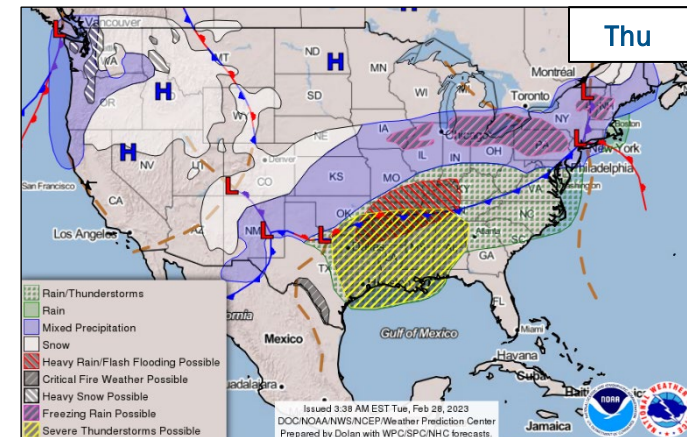
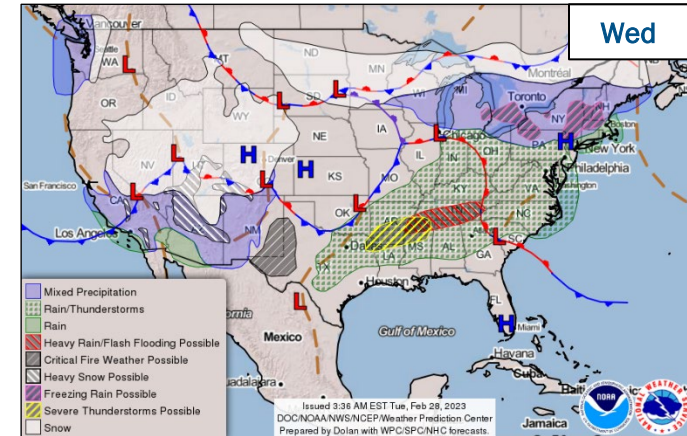
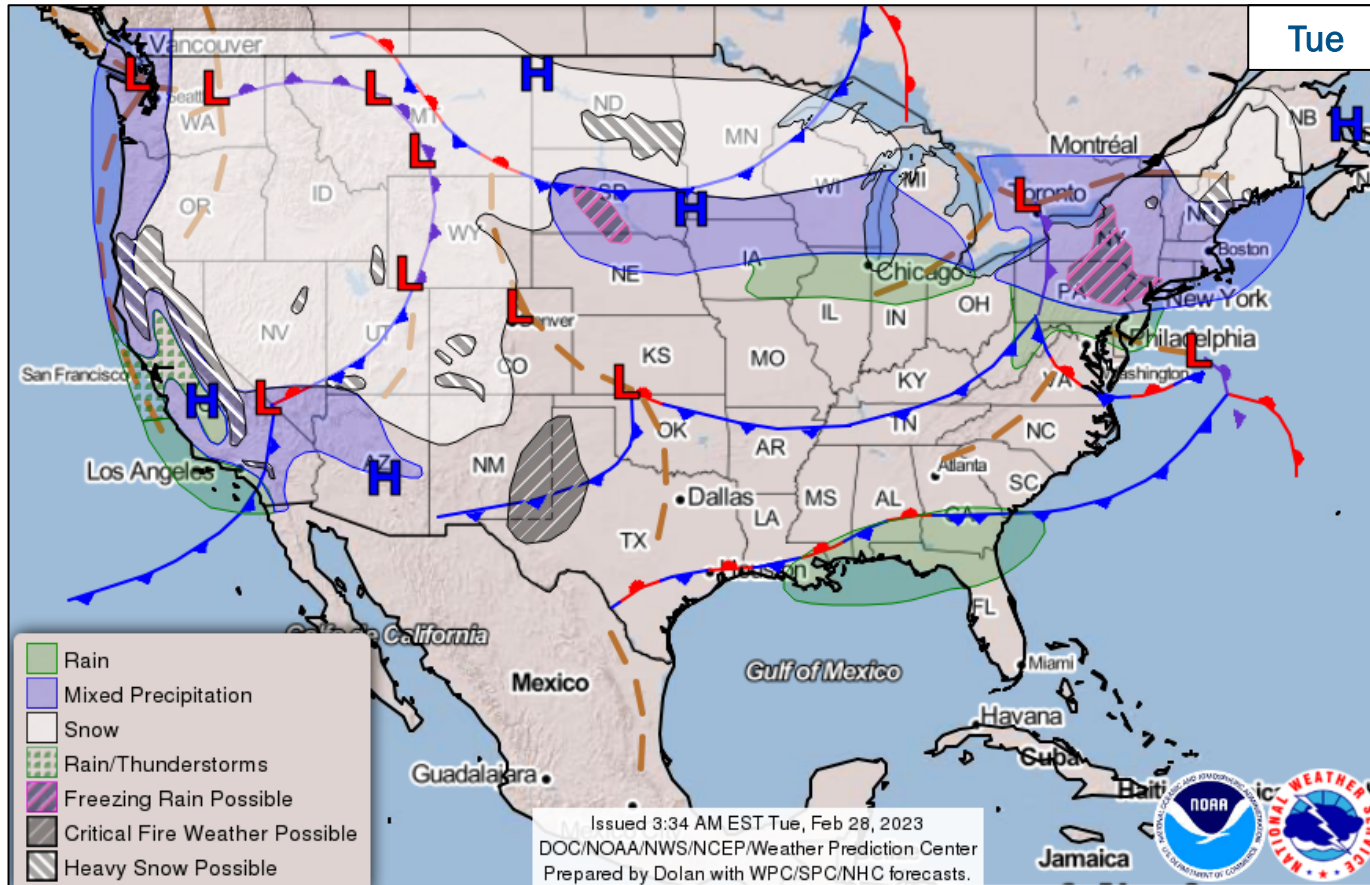
Event Monitoring

- No significant events



FEMA

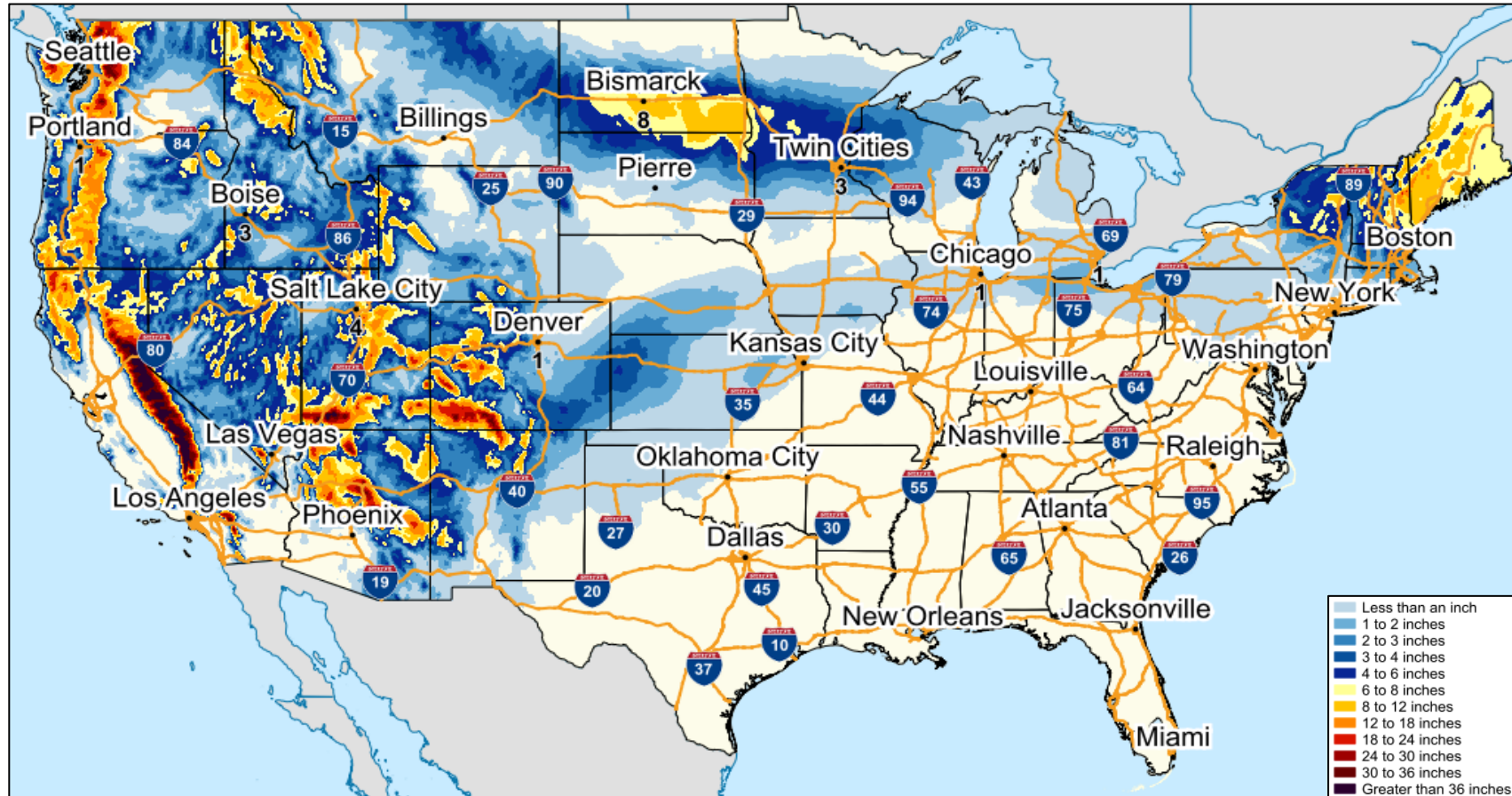
National Weather Forecast



FEMA

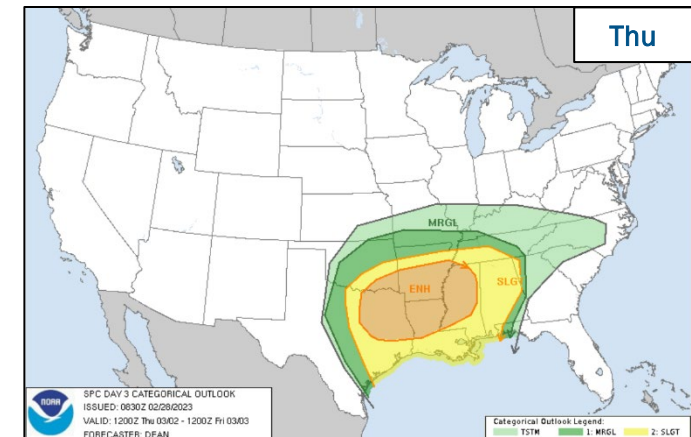
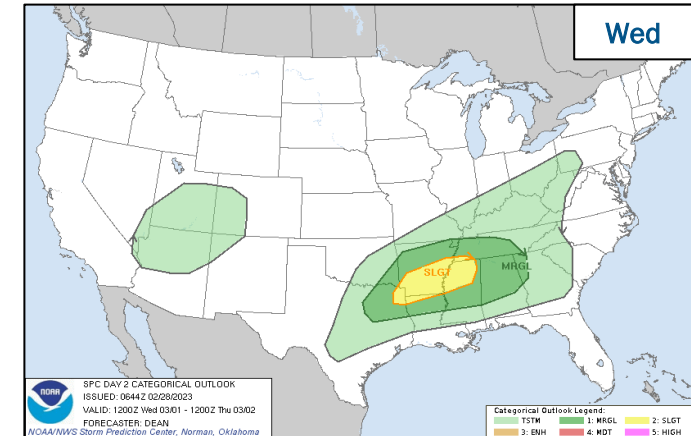
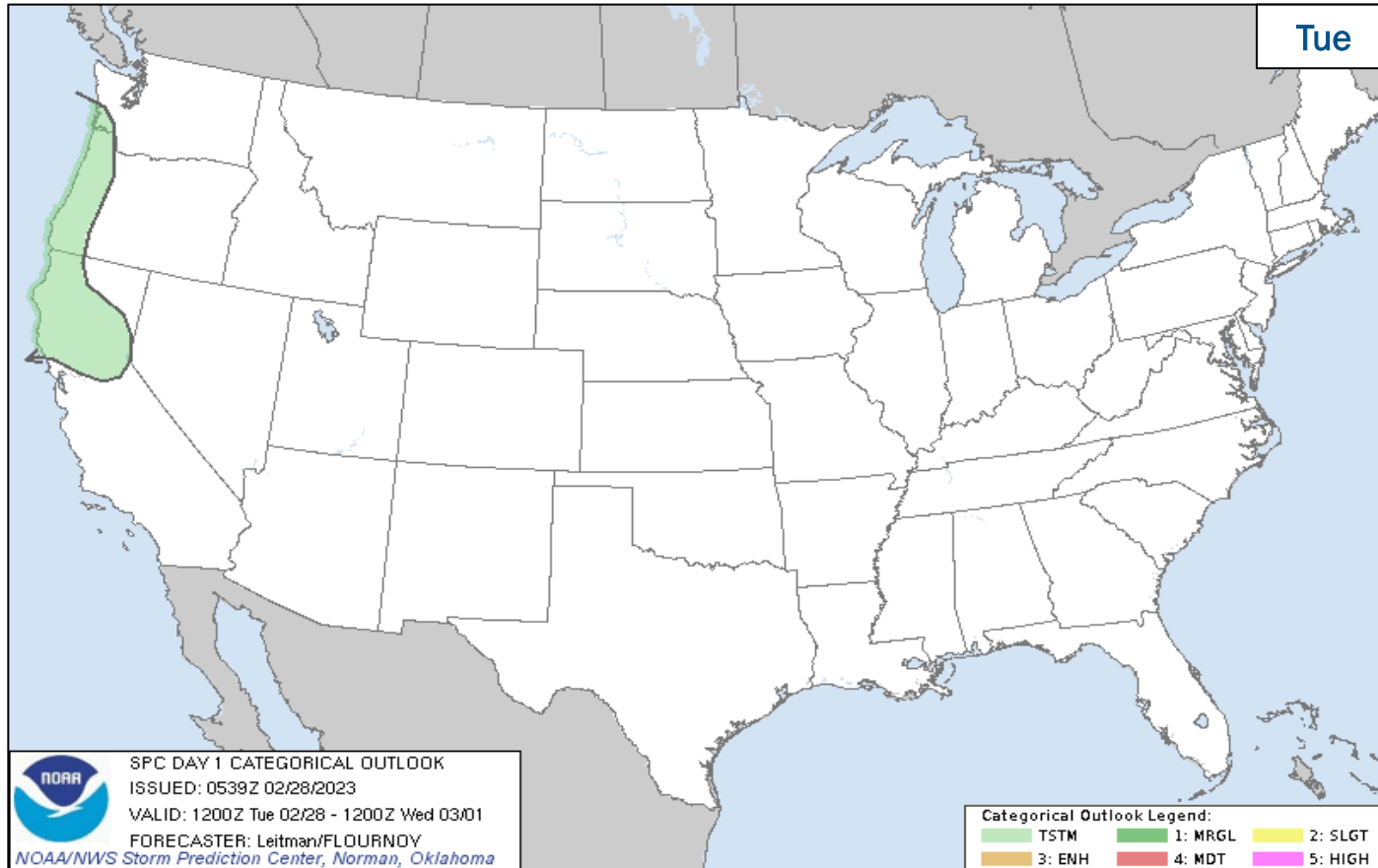
National Watch Center

Snowfall Forecast



FEMA

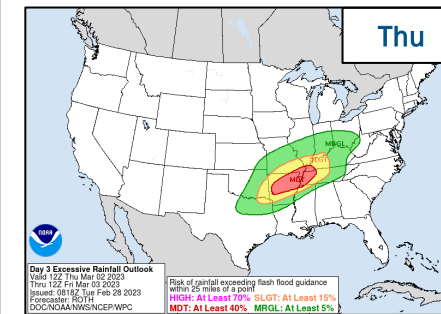
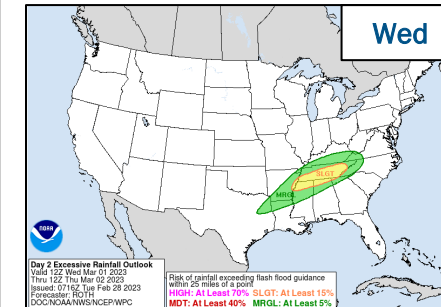
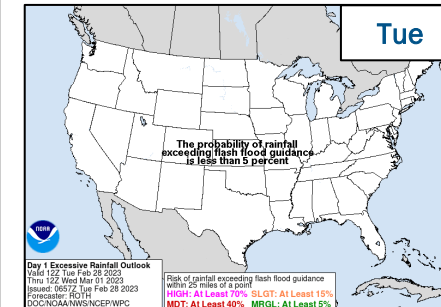
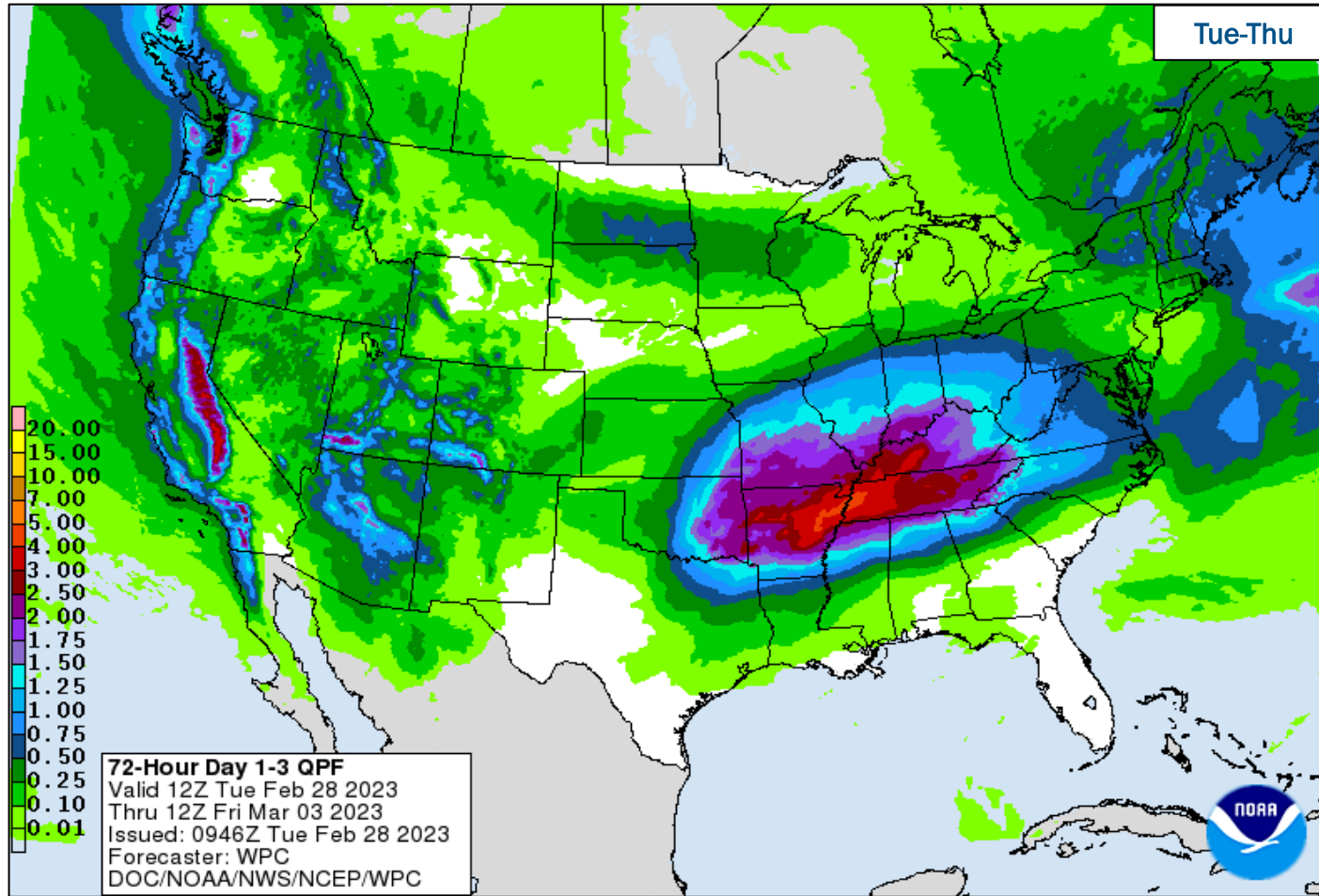
Severe Weather Outlook



FEMA

National Watch Center

Precipitation & Excessive Rainfall



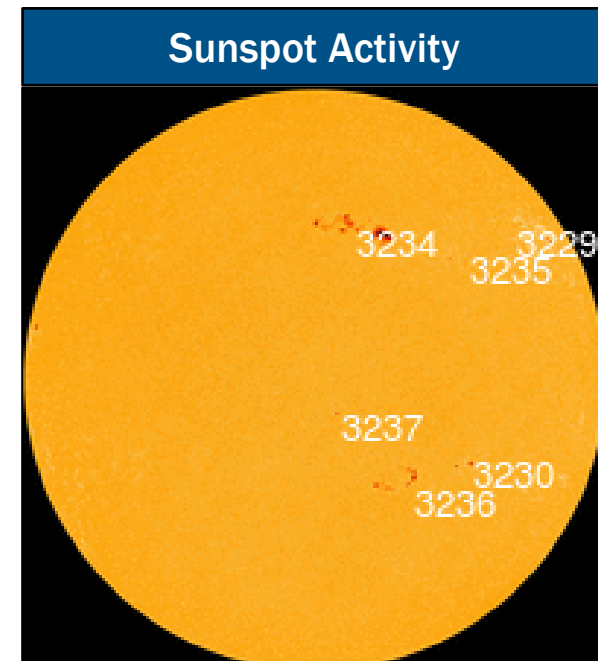

FEMA

National Watch Center

Space Weather Outlook

	Space Weather Activity	Geomagnetic Storms	Solar Radiation	Radio Blackouts
Past 24 Hours	Strong	G3	None	None
Next 24 Hours	Minor	G1	None	None

For further information on NOAA Space Weather Scales refer to: <http://www.swpc.noaa.gov/noaa-scales-explanation>
 For further information on Sunspot Activity refer to: <https://www.swpc.noaa.gov/phenomena/sunspotssolar-cycle>



FEMA

FEMA Common Operating Picture

11
Joint Field
Offices

9
Virtual Joint
Field Offices

52
Major
Disasters

10
Emergency
Declarations

Tuesday
February 28, 2023
8:30 a.m. ET

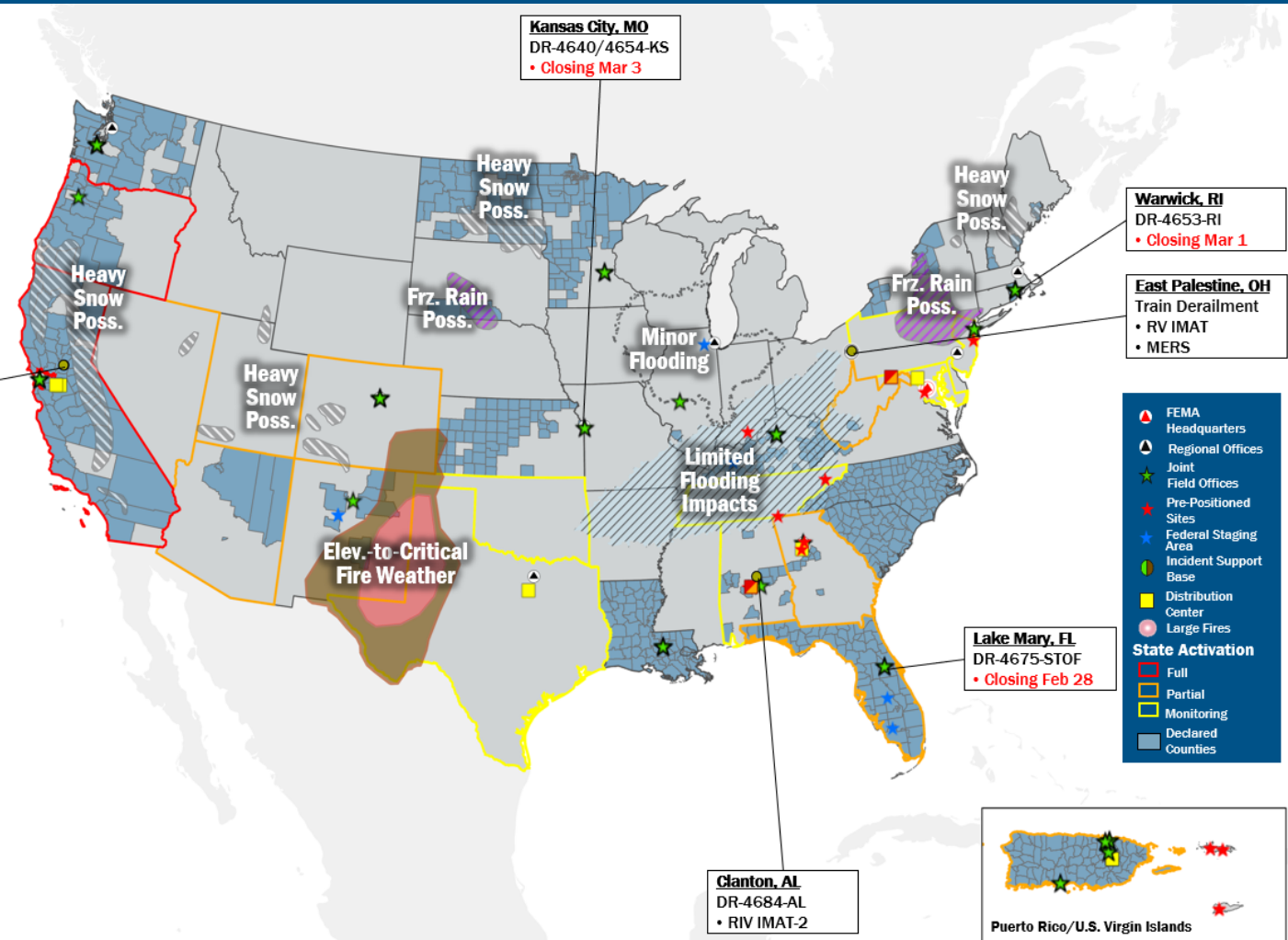
FEMA HQ	
NWC	NRCC
Monitoring	Rostered
FEMA REGIONS	
Watch	RRCC
Monitoring	I Rostered
Monitoring	II Rostered
Monitoring	III Rostered
Monitoring	IV Rostered
Monitoring	V Rostered
Monitoring	VI Rostered
Monitoring	VII Rostered
Monitoring	VIII Rostered
Monitoring	IX Rostered
Monitoring	X Rostered
Notes:	
RWCs/RRCCs: • All at Monitoring/Rostered	STATE EOCs: • PR: TC Fiona • NJ: Winter Weather • AL/GA/OK/WV: Severe Weather • FL: TC Ian • TN: Area Emergency • TX: Ongoing Operations • CO: Avian Influenza, Public Health Support and Suncor Refinery • AZ/CO: SW Border Coordination • AS/CA: Seismic Activity • CA/HI: Flooding • OR: Respiratory illness (RSV & Influenza)/ Homeless S.O.E.
Surge Capacity Force	
Rostered 7,662 (+1)	Deployed 35 (+35)

N-IMATs	
2-4 Teams Available	
Red	
White	
Blue	
Gold	
R-IMATs	
≥ 7 Teams Available	
I	1
II	
III	
IV-1	
IV-2	AL
V	OH
VI-1	
VI-2	
VII	2
VIII	
IX-1	CA
IX-2	CA
X	Personnel
Fully Mission Capable (FMC)	
Partially Mission Capable (PMC)	
Not Mission Capable (NMC)	
Deployed	

REGIONAL BREAKDOWN			
	JFO/VJFO	DR	EM
I	1/0	4	0
II	2/3	3	4
III	0/0	3	0
IV	3/1	10	3
V	2/0	4	0
VI	1/1	2	3
VII	0/1	2	0
VIII	0/1	5	0
IX	0/1	7	0
X	2/1	12	0



Sacramento, CA
DR-4683-CA
• RIX IMAT-1/2



IM Workforce

13,280 (-9) Assigned
3,679 (-59) Unavailable
5,609 (-24) Deployed

30% (+1) / 3,992 (+74) Available

IM Cadre Availability ≤ 25% Availability

Civil Rights: 20% (24/122); Disability Integration: 11% (7/61); Environmental Planning and Historic Preservation: 21% (173/832); Field Leadership: 23% (33/143); Hazard Mitigation: 15% (183/1,213); Human Resources: 16% (26/160); Operations: 19% (69/357); Public Assistance: 13% (279/2,170); Planning: 19% (88/464); Safety: 21% (17/80); Security 25% (36/146)

MERS ≥ 66%

36 Assigned
0 Unavailable
1 Deployed

35 Available

US&R ≥ 66%

28 Assigned
3 Unavailable
0 Deployed

25 Available

FCO ≤ 1 Type I

49 (-1) Assigned
4 (-1) Unavailable
35 (-1) (24 FCOR) Deployed

10 (+1) Available

Joint Preliminary Damage Assessments

Region	State / Location	Incident	IA	Number of Counties		Start - End
			PA	Requested	Complete	
I	ME	Severe Winter Storm Dec 23-24	IA	0	0	N/A
			PA	8	5	1/9 - TBD
II	NY	Severe Winter Storm Dec 23-25	IA	0	0	N/A
			PA	5	0	1/24 - TBD
VI	TX	Winter Storm Jan 29 to TBD	IA	0	0	N/A
			PA	23	0	TBD
	AR	Winter Storm Jan 30 to TBD	IA	0	0	N/A
			PA	10	0	3/6 - TBD
IX	Navajo Nation	Severe Winter Snowstorm Jan 19 to TBD	IA	0	0	N/A
			PA	1	0	2/27 - TBD



FEMA

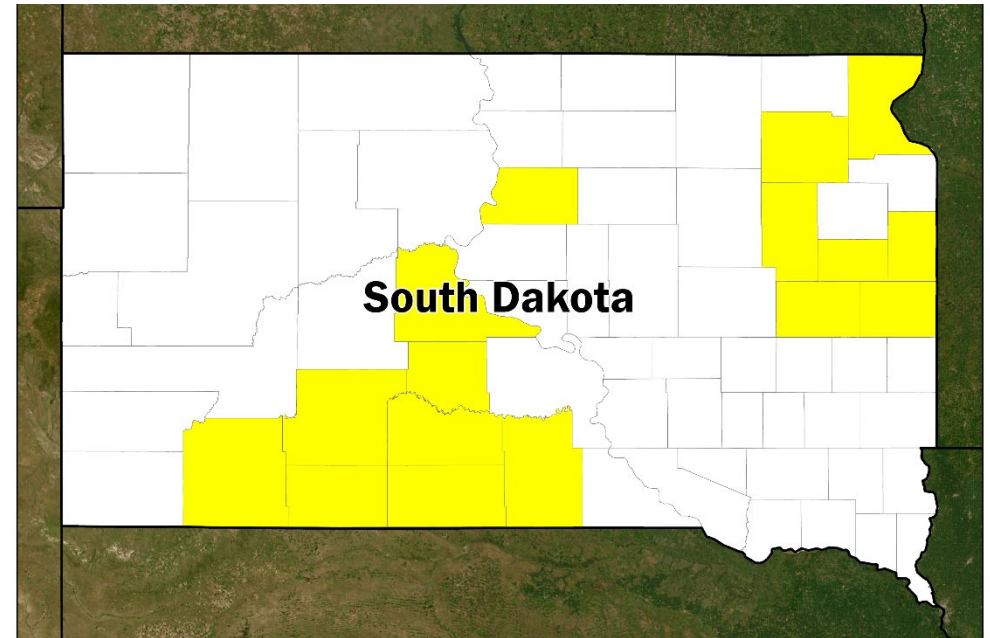
Declaration Approval – South Dakota

Declaration: Major Disaster – FEMA-4689-DR-SD
Date Requested: Feb 9, 2023

Date Approved: Feb 27, 2023
Incident: Severe Winter Storms and Snowstorm
Incident Period: Dec 12-25, 2022

Provides:
PA Only: 16 counties
Snow Assistance: 6 counties
Hazard Mitigation: Statewide

FCO: Kenneth G. Clark



■ PA



FEMA

Declaration Requests in Process – 12

State / Tribe / Territory – Incident Description	Type	IA	PA	HM	Requested
Choctaw Nation of Oklahoma – Tornadoes	DR		X	X	Jan 3
HI – Mauna Loa Volcanic Eruption	DR		X	X	Jan 20
WV – Severe Storms, Flooding, Landslides, and Mudslides (Appeal)	DR	X	X	X	Jan 27
TX – Severe Storms and Tornadoes	DR	X		X	Feb 7
SD – Severe Winter Storm and Snowstorm- APPROVED	DR		X	X	Feb 9
Muscogee (Creek) Nation – Severe Winter Storm	DR		X	X	Feb 13
ME – Severe Storms and Flooding	DR		X	X	Feb 16
NH – Severe Storms and Flooding	DR		X	X	Feb 17
TX – Severe Winter Storm	DR		X	X	Feb 21
VT – Severe Winter Storm and Flooding	DR		X	X	Feb 21
TN – Severe Winter Storm	DR		X	X	Feb 17
Bear River Band of the Rohnerville Rancheria – Earthquake	DR		X	X	Feb 16
NY – Severe Winter Storm and Snowstorm	DR		X	X	Feb 23



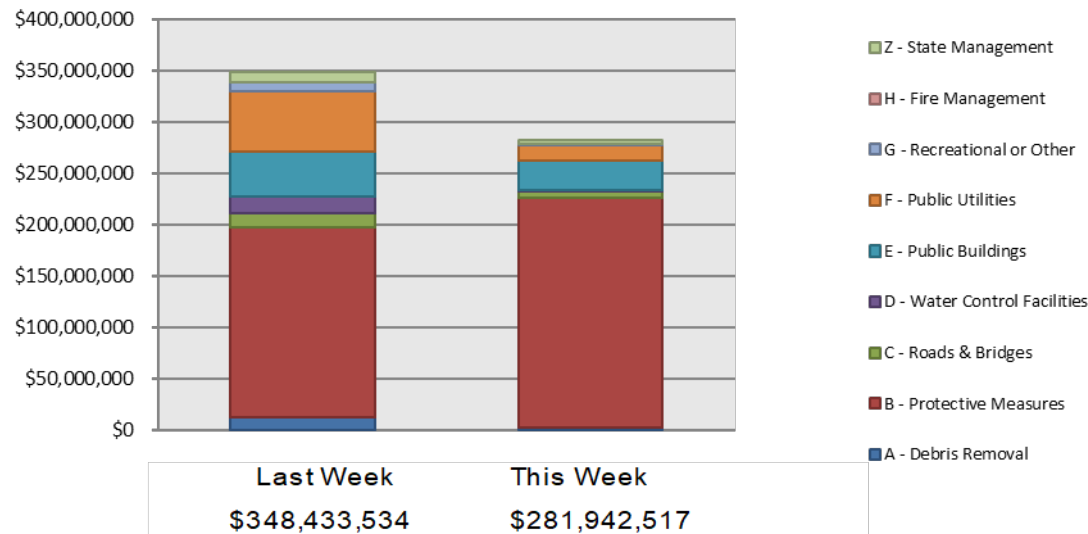
FEMA

Public Assistance Grant Program

PA Project Worksheets Obligated in past week, as of 02/27/2023 at 1500 EDT

PA Category	Emergency Work		Permanent Work				H - Fire Management	Z - State Management	Total	
	A - Debris Removal	B - Protective Measures	C - Roads & Bridges	D - Water Control Facilities	E - Public Buildings	F - Public Utilities				G - Recreational or Other
Number Of PWs Obligated	21	260	63	3	17	12	10	0	40	426
Federal Share Obligated	\$2,463,222.21	\$224,209,321.44	\$5,552,176.95	\$805,478	\$29,734,845.14	\$15,022,270.70	\$939,869.65	\$0	\$3,215,332.50	\$281,942,516.94

Public Assistance Obligated per Category 2/14/2023 through 02/27/2023



COVID-19 Obligated as of 02/27/2023

- Total Public Assistance Obligated: \$61,103,743,720

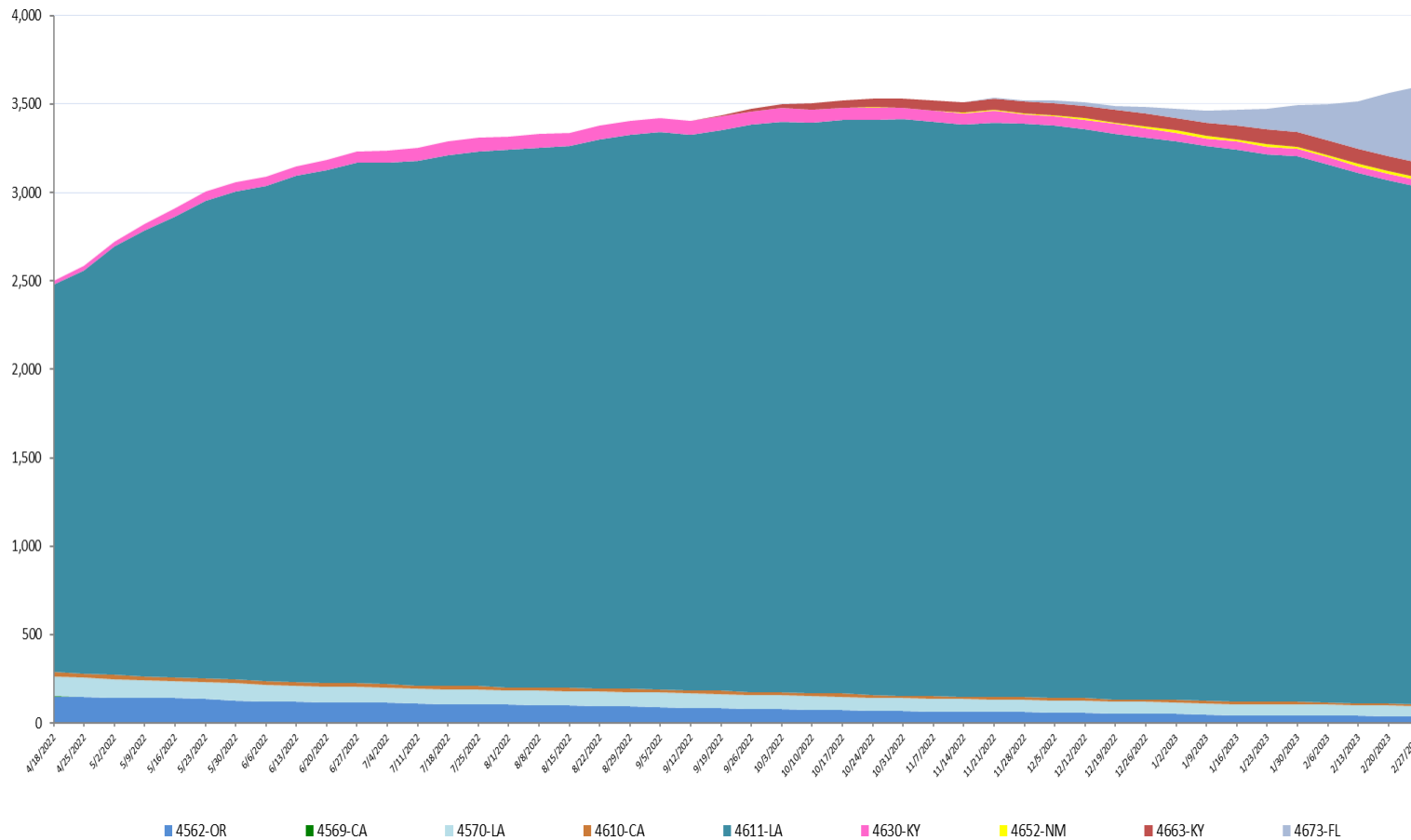
This Week's PA Highlights

- In 4480-NY
\$44.6 Million obligated for Category B - Protective Measures
- In 4504-KS
\$27 Million obligated for Category B - Protective Measures
- In 4340-VI
\$15.8 Million obligated for Category E- Public Buildings

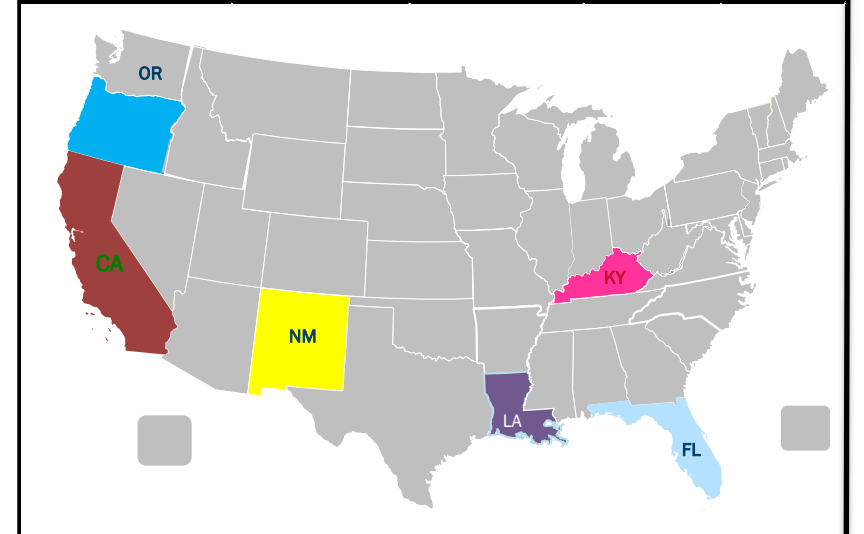
Direct Housing

Total Households in FEMA Direct Housing per State

Past Year per Week, 4/14/2022 – 02/27/2023. There are currently **4,252** Households Occupying **4,281** Temporary Units.



DR	IA Declaration Date	Program End Date	Current # of Households in Direct Housing (Weekly Change)
4673-FL	9/29/2022	3/29/2024	431 (90)
4663-KY	7/29/2022	1/29/2024	84 (3)
4652-NM	5/4/2022	11/4/2023	15 (0)
4630-KY	12/12/2021	6/13/2023	38 (-2)
4611-LA	8/29/2021	2/28/2023	2926 (-32)
4610-CA	8/24/2021	2/24/2023	8 (-3)
4570-LA	10/16/2020	4/16/2022	59 (-2)
4562-OR	9/15/2020	3/15/2022	37 (-1)
4559-LA	8/28/2020	2/28/2022	654 (-4)



States with Currently Occupied Units

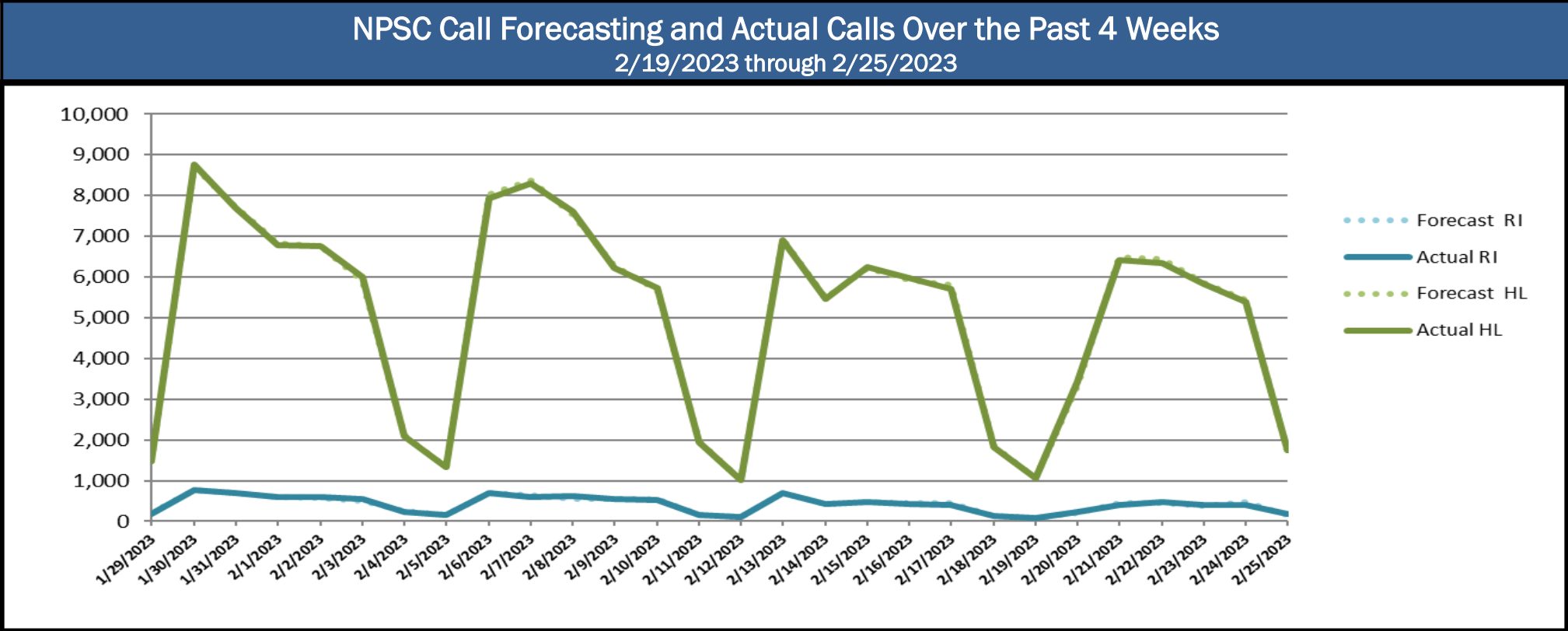


FEMA

National Watch Center

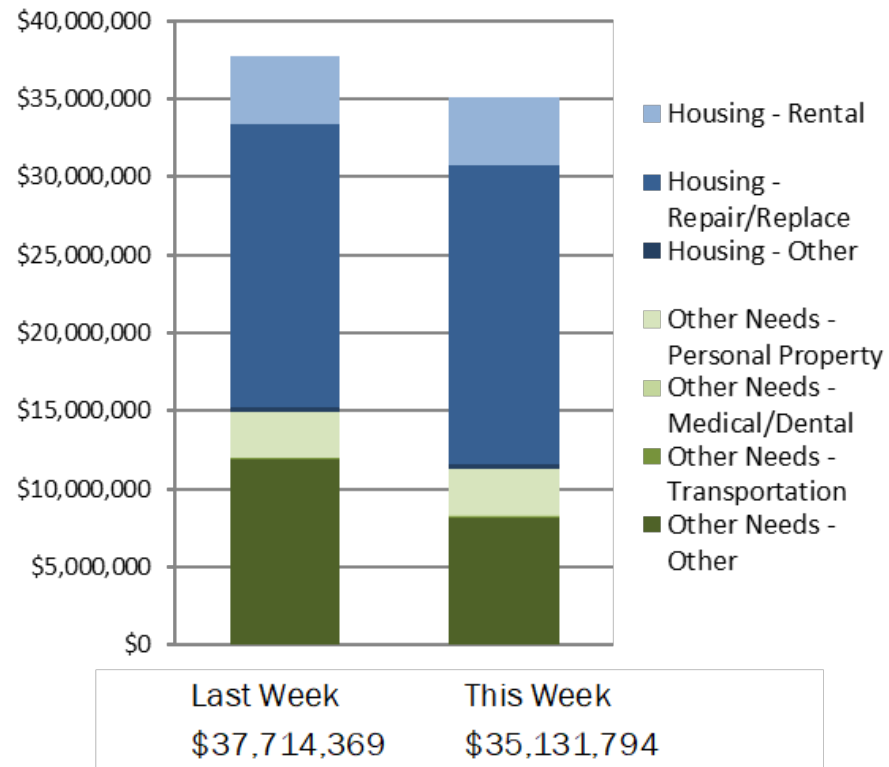
NPSC Call Activity

NPSC Call Activity in the Past Week 2/19/2023 through 2/25/2023		
Call Type	Projected Calls	Actual Calls
Registration Intake:	2,766	2,664
Helpline:	33,237	33,134
Combined:	36,003	35,798



Individual Assistance Activity

IHP Approved per Category in the Past
2 Weeks – 02/13/2023 through 02/27/2023





FEMA

Helping people before, during, and after disasters.



Scan to subscribe to this briefing.