

FEMA National Watch Center

Daily Operations Briefing

Saturday, February 25, 2023

8:30 a.m. ET



FEMA

National Current Ops / Monitoring

New Significant Incidents / Ongoing Ops

- Winter Storm – Midwest to Northeast

Hazard Monitoring

- Heavy Rain and Flash Flooding – Southern CA
- Heavy Snow – California to the Central Great Basin
- Freezing Rain – Central Appalachians
- Mixed Precipitation – California to the Pacific Northwest , and the Ohio Valley to the Mid-Atlantic

Disaster Declaration Activity

- Request: Major Disaster – Bear River Band of the Rohnerville Rancheria
- Request: Major Disaster – New York
- 3 Amendments Issued

Event Monitoring

- No Significant Events



FEMA

Winter Storm – Midwest to Northeast

Current Situation: A significant winter storm impacted the Midwest, Wed evening through Thu, downing trees, and power lines, creating power outages across MI. Power restoration efforts continue and are expected to be restored by Sun.

Impacts: (Region V Update as of 4:17 p.m. ET)

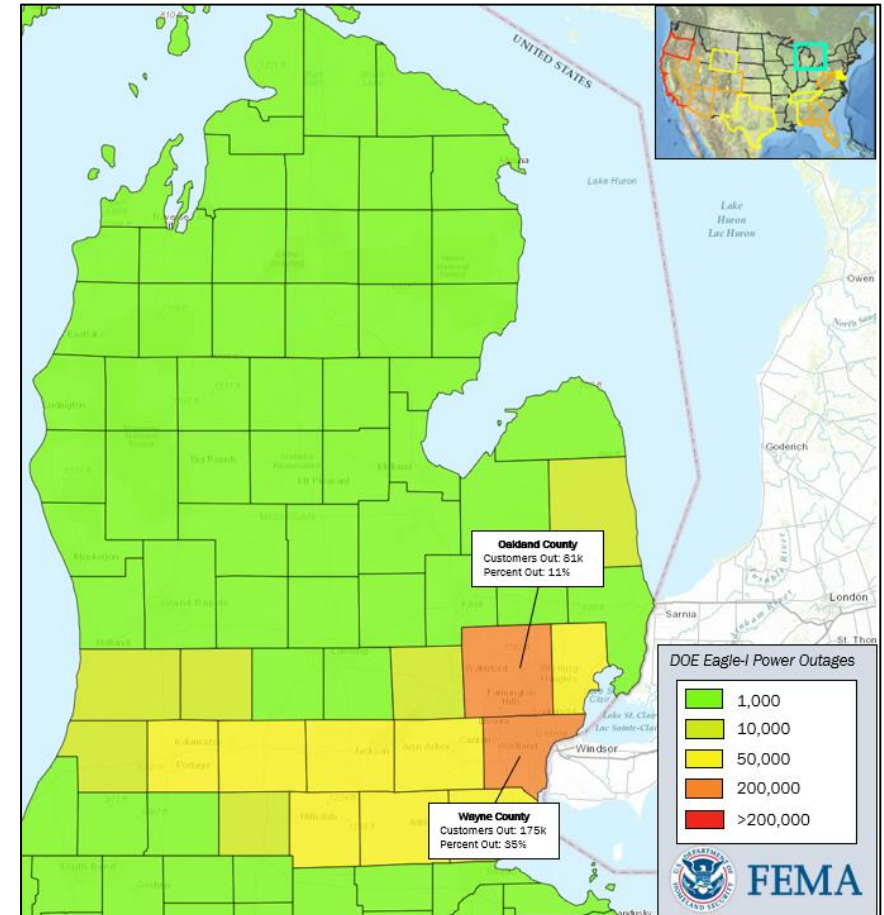
- 475k (-254k) (9.9%) customers remain without power statewide in MI (DOE Eagle-I as of 8:45 a.m. ET)
- Most power in MI is expected to be restored by Sunday, Feb 26
- Three (3) shelters open with 21 occupants open in MI
- Travel advisories and road closures in effect for the hardest hit areas; snow and debris removal operations continue
- Widespread school and government closures or reduced capabilities in MN and MI

State / Local Response:

- Impacted state EOCs continue to monitor
- MN Governor issued peacetime emergency and activated National Guard to assist in road and traffic management and preparation of warming shelters
- Response operations expected to remain within state and local capabilities

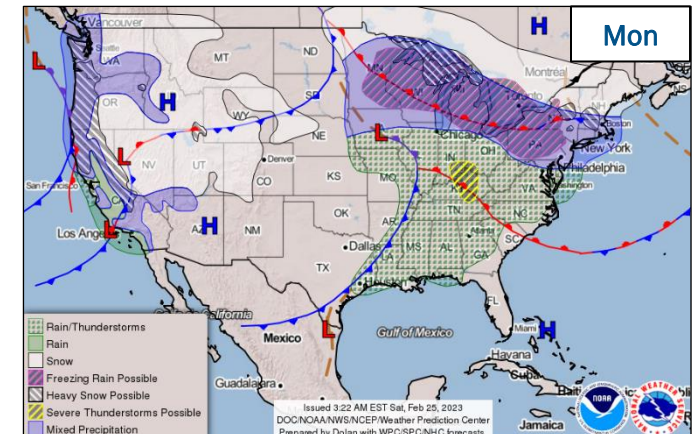
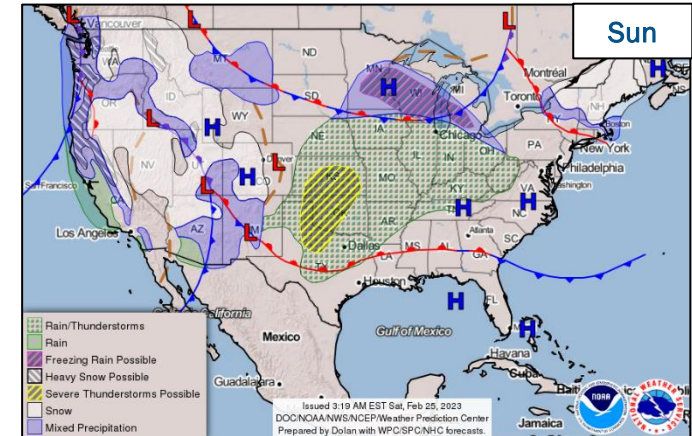
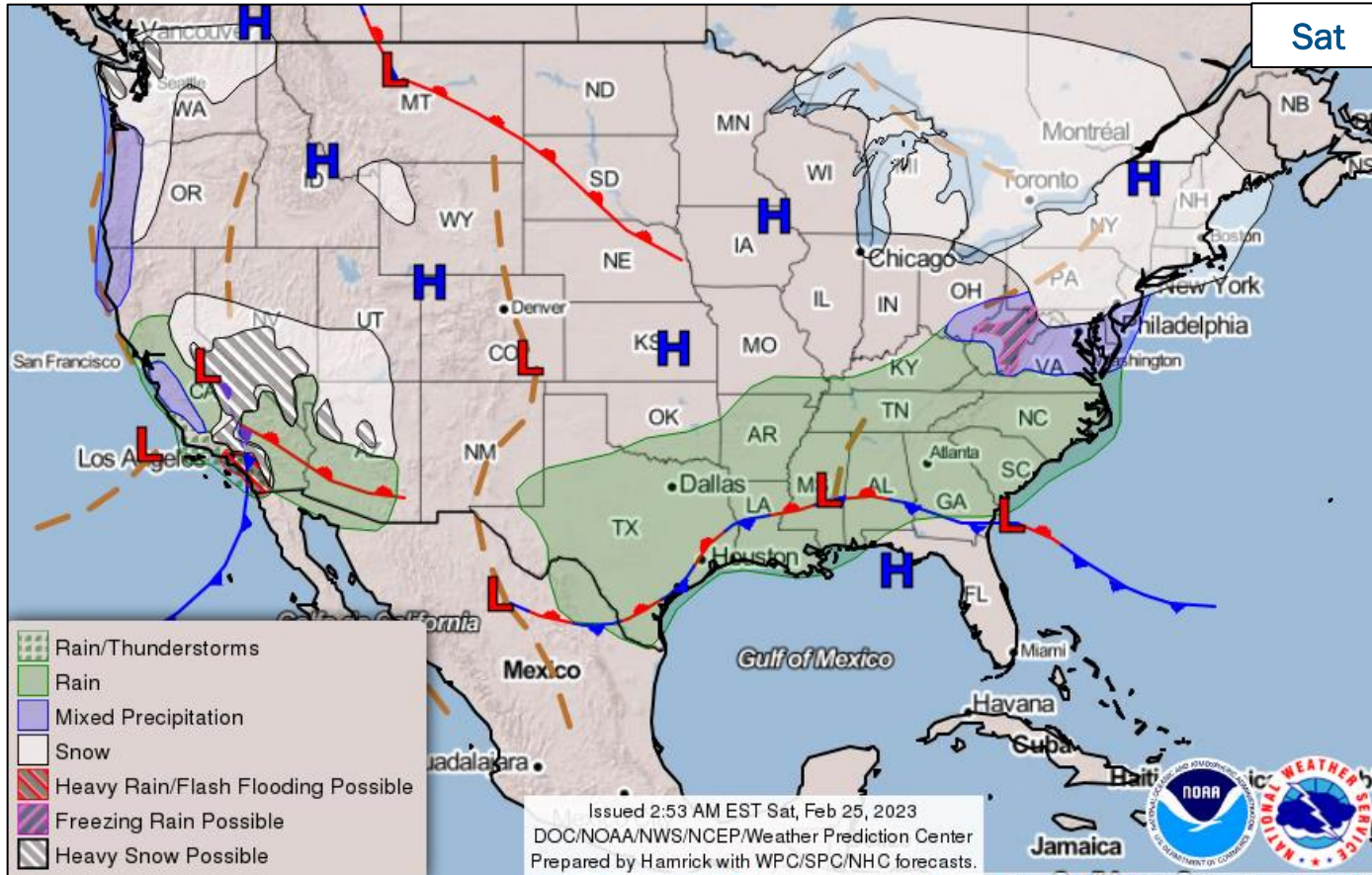
FEMA / Federal Response:

- FEMA NWC along with Region I, II, and V continue to monitor
- No requests for FEMA assistance



FEMA

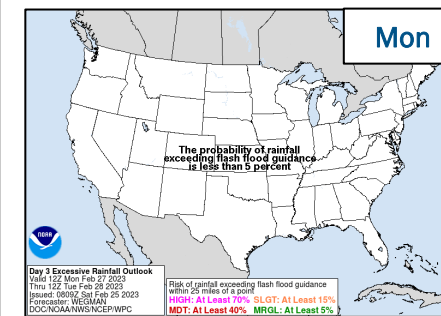
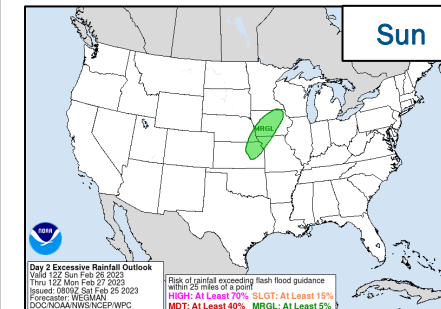
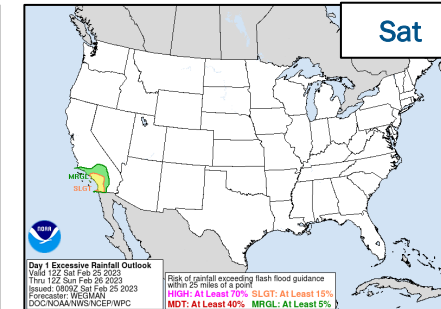
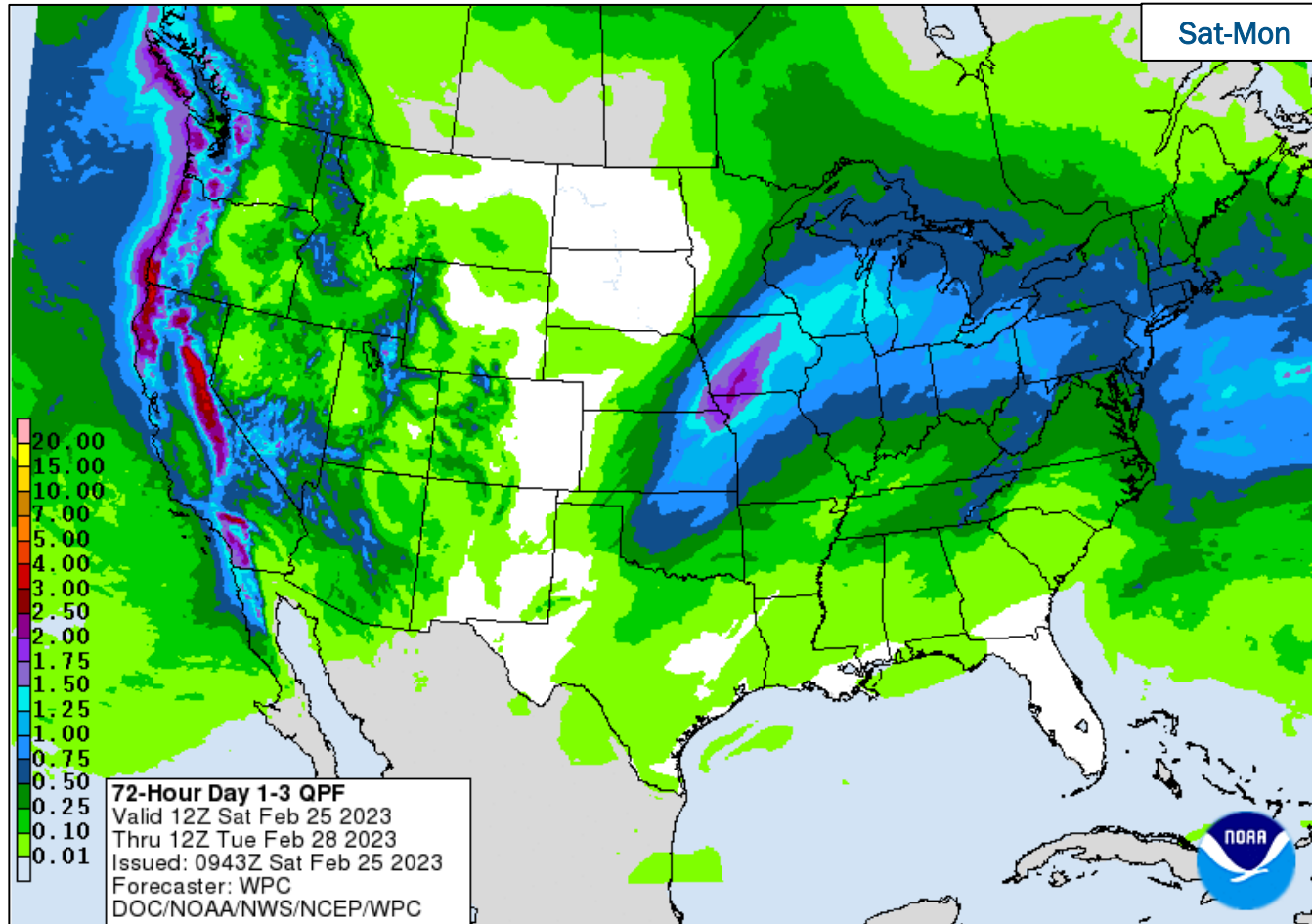
National Weather Forecast



FEMA

National Watch Center

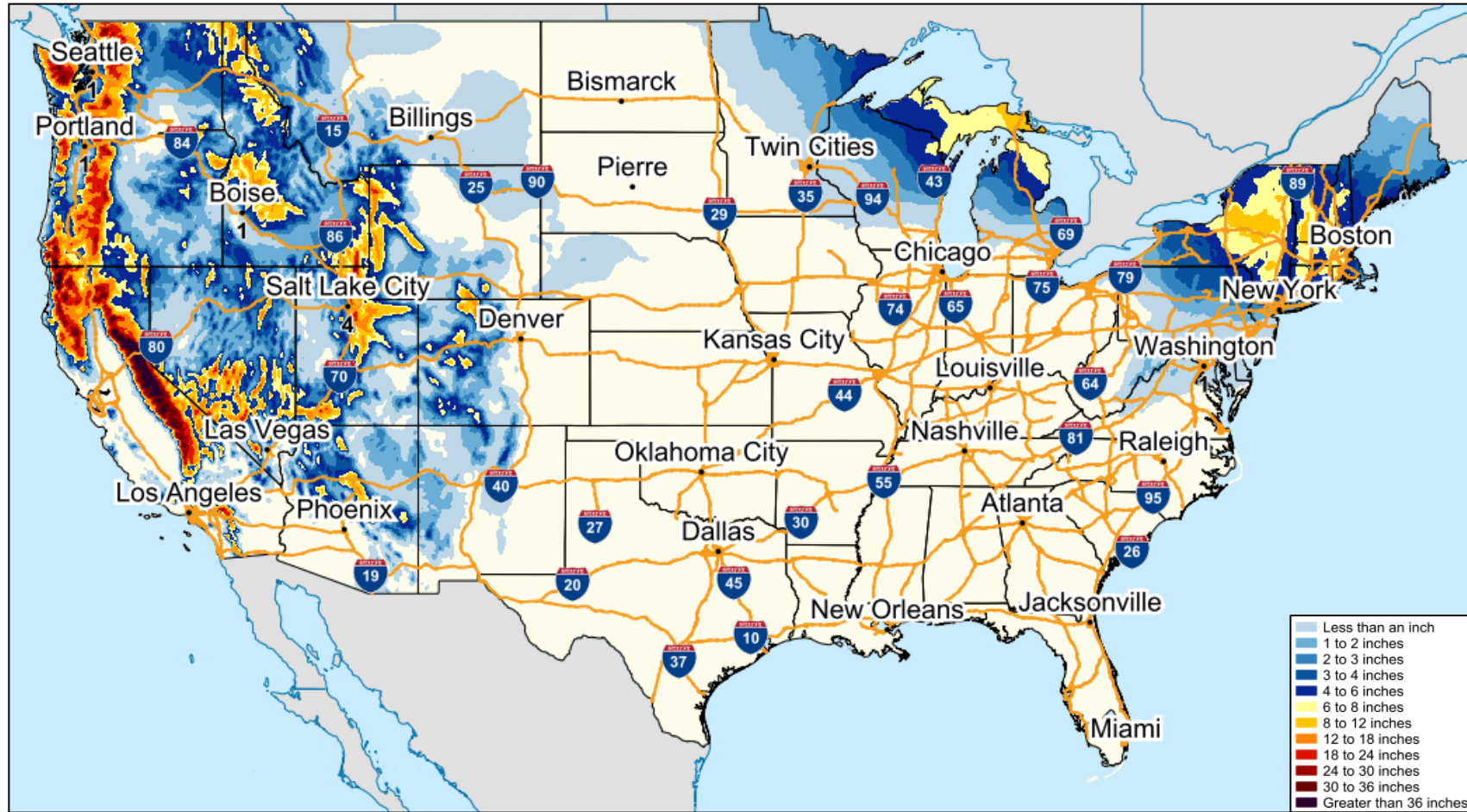
Precipitation & Excessive Rainfall



FEMA

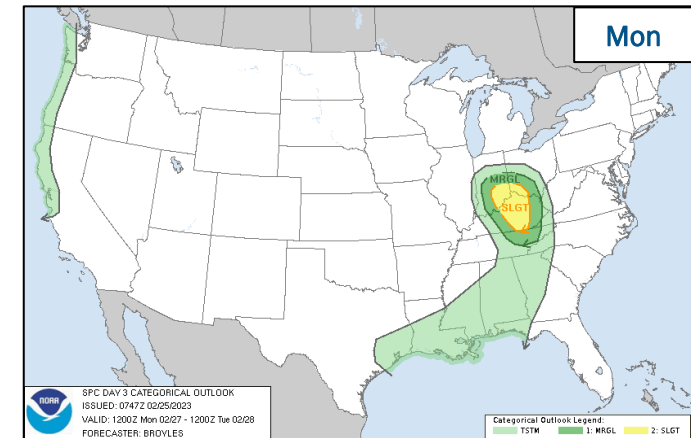
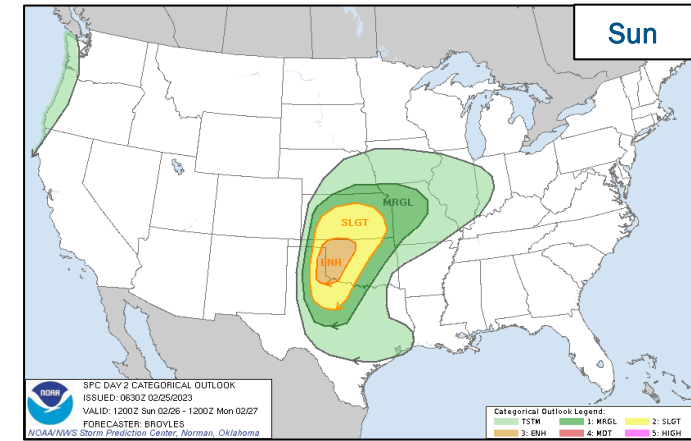
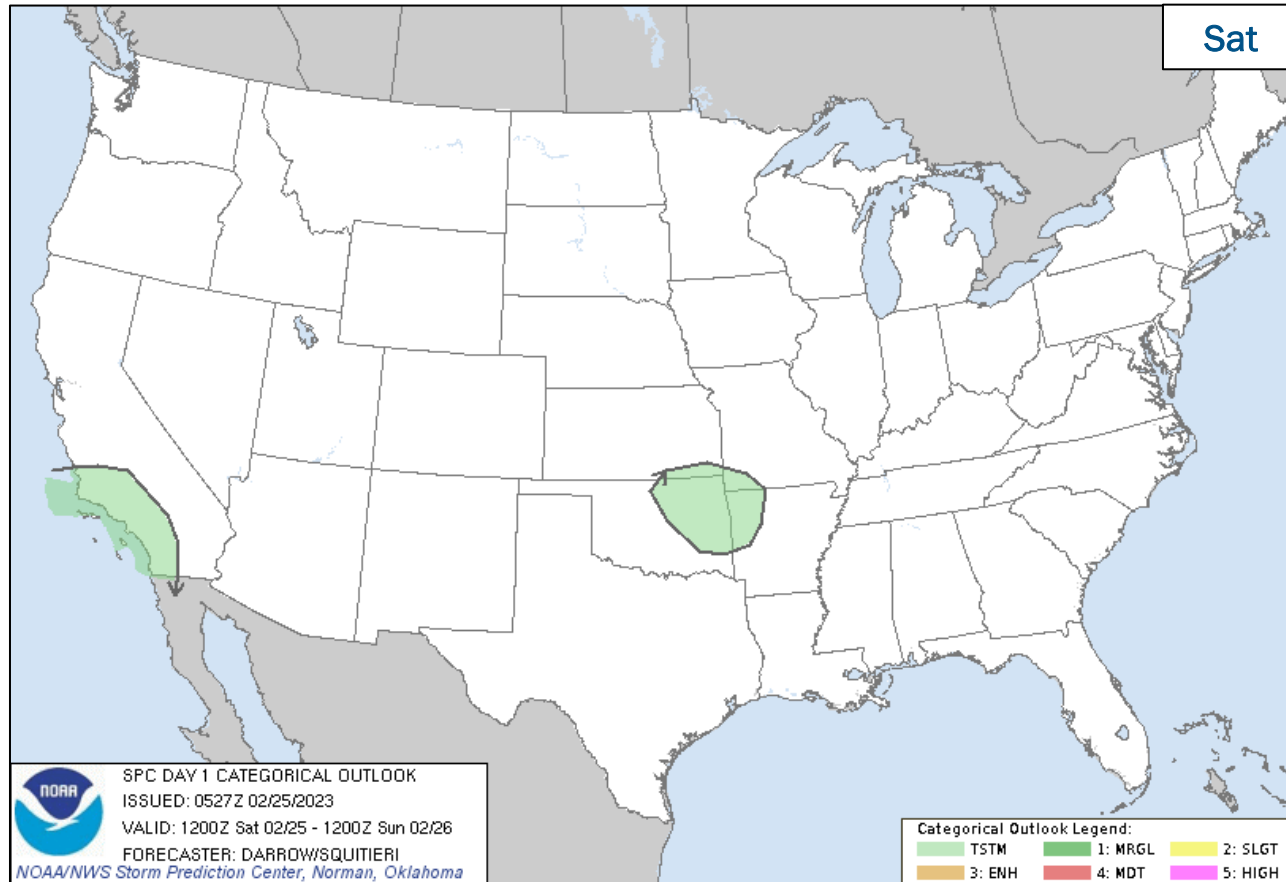
National Watch Center

Snowfall Forecast



FEMA

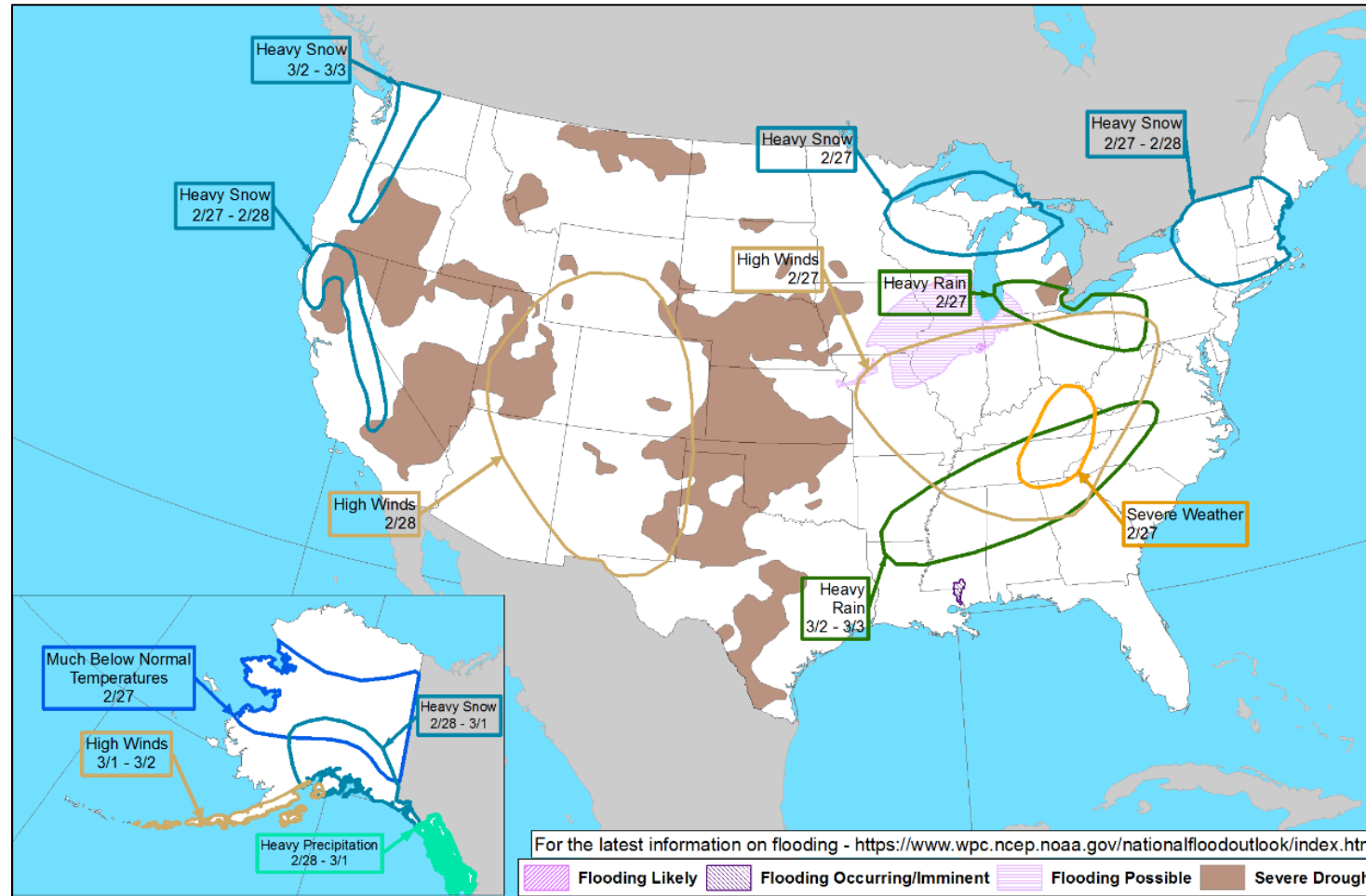
Severe Weather Outlook



FEMA

National Watch Center

Hazards Outlook – Feb 27 – Mar 3

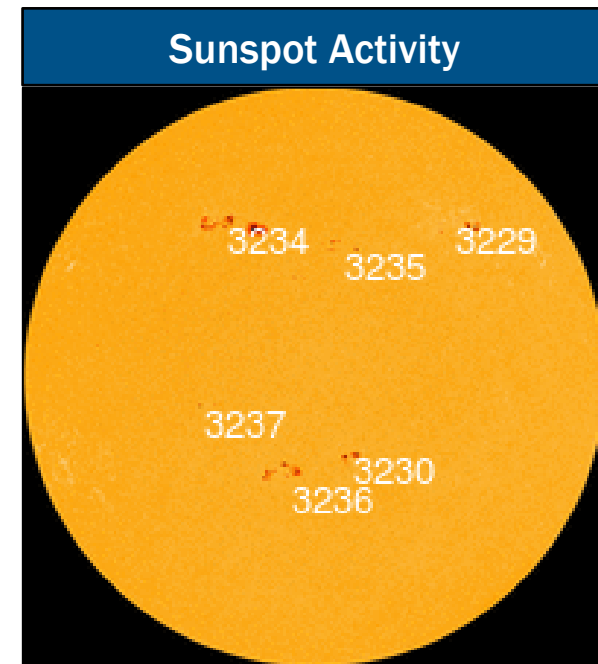
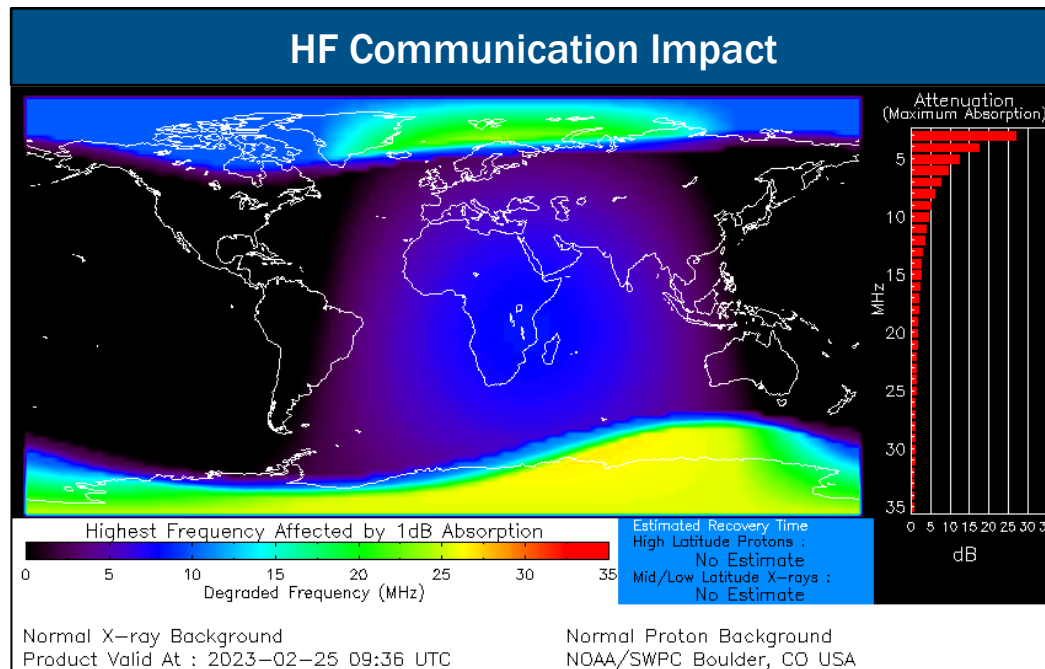


FEMA

Space Weather Outlook

| | Space Weather Activity | Geomagnetic Storms | Solar Radiation | Radio Blackouts |
|---------------|------------------------|--------------------|-----------------|-----------------|
| Past 24 Hours | Minor | None | None | R1 |
| Next 24 Hours | Minor | None | None | R1 |

For further information on NOAA Space Weather Scales refer to: <http://www.swpc.noaa.gov/noaa-scales-explanation>
 For further information on Sunspot Activity refer to: <https://www.swpc.noaa.gov/phenomena/sunspotssolar-cycle>



FEMA

FEMA Common Operating Picture

11
Joint Field
Offices

9
Virtual Joint
Field Offices

51
Major
Disasters

10
Emergency
Declarations

Saturday
February 25, 2023
8:30 a.m. ET

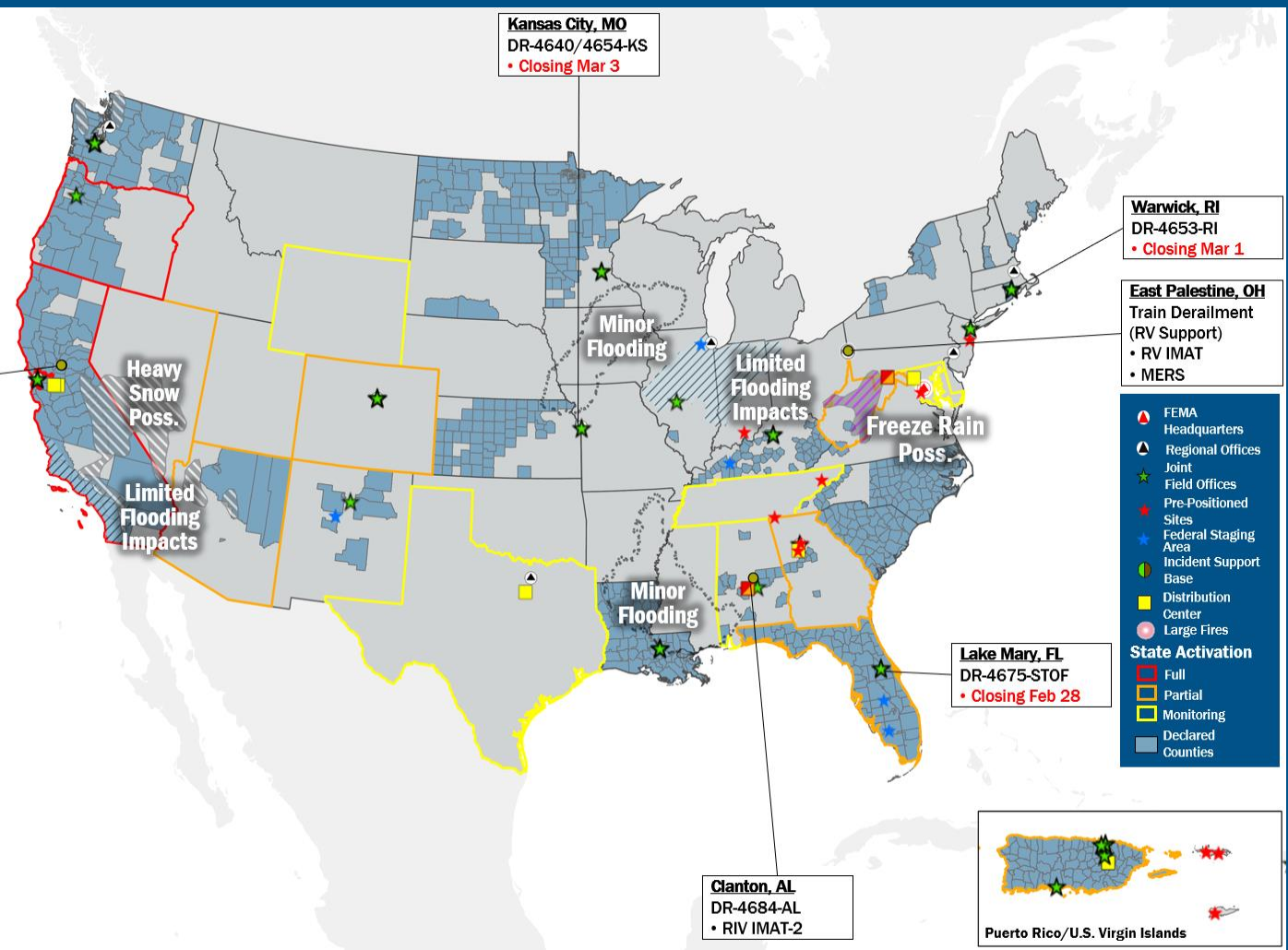
| FEMA HQ | | |
|----------------------|--|----------|
| NWC | NRCC | |
| Monitoring | Rostered | |
| FEMA REGIONS | | |
| Watch | RRCC | |
| Monitoring | I | Rostered |
| Monitoring | II | Rostered |
| Monitoring | III | Rostered |
| Monitoring | IV | Rostered |
| Monitoring | V | Rostered |
| Monitoring | VI | Rostered |
| Monitoring | VII | Rostered |
| Monitoring | VIII | Rostered |
| Monitoring | IX | Rostered |
| Monitoring | X | Rostered |
| Notes: | | |
| RWCs/RRCCs: | STATE EOCs: | |
| | <ul style="list-style-type: none"> PR: TC Fiona AL/GA/WV: Severe Weather FL: TC Ian CA/HI/NM: Flooding TX: Ongoing Operations CO: Avian Influenza, Public Health Support and Suncoar Refinery AZ/CO: SW Border Coordination AS/CA: Seismic Activity OR: Respiratory Illness (RSV & Influenza) / Homeless S.O.E WY: Winter Storms TN: Area Emergency | |
| Surge Capacity Force | | |
| Rostered | Deployed | |
| 7,661 | 0 | |

| N-IMATs | |
|---|-----------|
| 2-4 Teams Available | |
| Red | |
| White | |
| Blue | |
| Gold | |
| R-IMATs | |
| ≥ 7 Teams Available | |
| I | 1 |
| II | |
| III | |
| IV-1 | |
| IV-2 | AL |
| V | OH |
| VI-1 | Personnel |
| VI-2 | |
| VII | 2 |
| VIII | |
| IX-1 | CA |
| IX-2 | CA |
| X | Personnel |
| <ul style="list-style-type: none"> Fully Mission Capable (FMC) Partially Mission Capable (PMC) Not Mission Capable (NMC) Deployed | |

| REGIONAL BREAKDOWN | | | |
|--------------------|----------|----|----|
| | JFO/VJFO | DR | EM |
| I | 1/0 | 4 | 0 |
| II | 2/3 | 3 | 4 |
| III | 0/0 | 3 | 0 |
| IV | 3/1 | 10 | 3 |
| V | 2/0 | 4 | 0 |
| VI | 1/1 | 2 | 3 |
| VII | 0/1 | 2 | 0 |
| VIII | 0/1 | 4 | 0 |
| IX | 0/1 | 7 | 0 |
| X | 2/1 | 12 | 0 |



Sacramento, CA
DR-4683-CA
• RIX IMAT-1/2



IM Workforce

13,289 (-1) Assigned
3,700 (+17) Unavailable
5,690 (-15) Deployed

29% / 3,899 (-3) Available

IM Cadre Availability ≤ 25% Availability

Civil Rights: 20% (25/122); Disability Integration: 10% (6/61); Environmental Planning and Historic Preservation: 21% (175/834); Field Leadership: 23% (33/144); Hazard Mitigation: 15% (185/1,219); Human Resources: 16% (26/161); Logistics: 25% (354/1,404); Operations: 19% (68/358); Public Assistance: 12% (270/2,175); Planning: 19% (88/468); Safety: 25% (20/81); Security: 25% (37/146)

MERS

≥ 66%

36 Assigned
0 Unavailable
1 Deployed

35 Available

US&R

≥ 66%

28 Assigned
3 Unavailable
0 Deployed

25 Available

FCO

≤ 1 Type I

50 Assigned
4 Unavailable
37 (24 FCOR) Deployed

9 Available

Joint Preliminary Damage Assessments

| Region | State / Location | Incident | IA | Number of Counties | | Start - End |
|--------|------------------|---------------------------------------|----|--------------------|----------|-------------|
| | | | PA | Requested | Complete | |
| I | ME | Severe Winter Storm Dec 23-24 | IA | 0 | 0 | N/A |
| | | | PA | 8 | 5 | 1/9 - TBD |
| II | NY | Severe Winter Storm Dec 23-25 | IA | 0 | 0 | N/A |
| | | | PA | 5 | 0 | 1/24 - TBD |
| VI | TX | Winter Storm Jan 29 and continuing | IA | 0 | 0 | N/A |
| | | | PA | 23 | 0 | TBD |



FEMA

Declaration Request – Bear River Band of the Rohnerville Rancheria

Declaration Type: Major Disaster – Bear River Band of the Rohnerville Rancheria

Requested: Feb 16

Incident: Earthquake

Incident Period: Dec 20, 2022, to Jan 1, 2023

Requested:

- **PA:** Bear River Band of the Rohnerville Rancheria
- **HM:** Bear River Band of the Rohnerville Rancheria



■ PA



FEMA

National Watch Center

Declaration Request – New York

Declaration Type: Major Disaster – New York

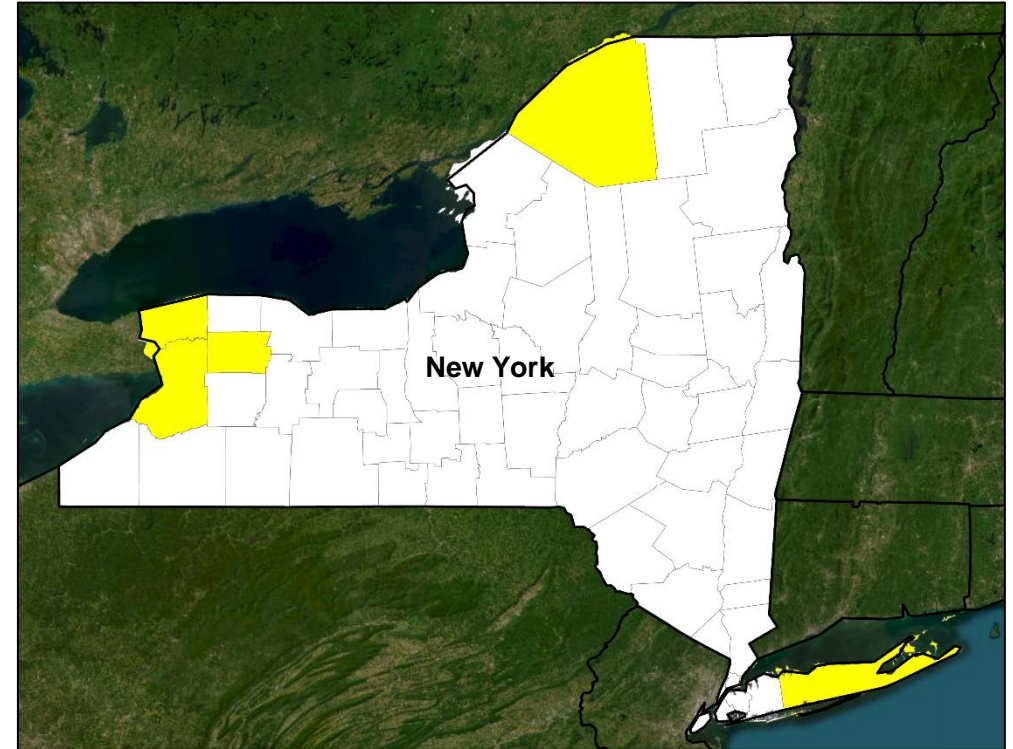
Requested: Feb 23

Incident: Severe Winter Storm and Snowstorm

Incident Period: Dec 23-28, 2022

Requested:

- **PA:** 5 counties
- **Snow Assistance:** 4 counties
- **Funeral Assistance and Crisis Counseling:** 2 counties
- **HM:** Statewide



■ PA



FEMA

National Watch Center

Declaration Requests in Process – 13

| State / Tribe / Territory – Incident Description | Type | IA | PA | HM | Requested |
|--|------|----|----|----|-----------|
| Choctaw Nation of Oklahoma – Tornadoes | DR | | X | X | Jan 3 |
| HI – Mauna Loa Volcanic Eruption | DR | | X | X | Jan 20 |
| WV – Severe Storms, Flooding, Landslides, and Mudslides (Appeal) | DR | X | X | X | Jan 27 |
| TX – Severe Storms and Tornadoes | DR | X | | X | Feb 7 |
| SD – Severe Winter Storm and Snowstorm | DR | | X | X | Feb 9 |
| Muscogee (Creek) Nation – Severe Winter Storm | DR | | X | X | Feb 13 |
| ME – Severe Storms and Flooding | DR | | X | X | Feb 16 |
| NH – Severe Storms and Flooding | DR | | X | X | Feb 17 |
| TX – Severe Winter Storm | DR | | X | X | Feb 21 |
| VT – Severe Winter Storm and Flooding | DR | | X | X | Feb 21 |
| TN – Severe Winter Storm | DR | | X | X | Feb 17 |



FEMA

Declaration Requests in Process – 13

| State / Tribe / Territory – Incident Description | Type | IA | PA | HM | Requested |
|---|------|----|----|----|-----------|
| Bear River Band of the Rohnerville Rancheria – Earthquake | DR | | X | X | Feb 16 |
| NY – Severe Winter Storm and Snowstorm | DR | | X | X | Feb 23 |



FEMA

Declaration Amendments

| Declaration | Number | Issued | Action |
|-----------------|--------|--------|----------------------------------|
| FEMA-4658-DR-MN | 1 | Feb 10 | Appoints Joseph P. Cirone as FCO |
| FEMA-4659-DR-MN | 1 | Feb 10 | Appoints Joseph P. Cirone as FCO |
| FEMA-4666-DR-MN | 1 | Feb 10 | Appoints Joseph P. Cirone as FCO |



FEMA



FEMA

Helping people before, during, and after disasters.



Scan to subscribe to this briefing.