

The Disaster Center is dedicated to the idea that disaster mitigation is cost effective and individuals pursuing their own interest are the greatest potential force for disaster reduction.

Please consider making a small donation to the Disaster Center



When disaster mitigation is cost effective, we are on the road to bringing disasters to an end.



FEMA

Daily Operations Briefing

Tuesday, February 25, 2020

8:30 a.m. ET

National Current Operations & Monitoring



FEMA

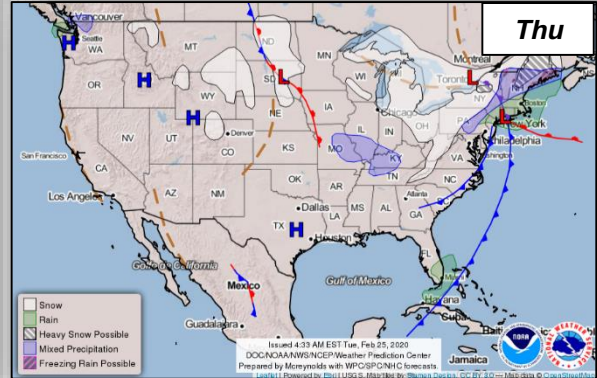
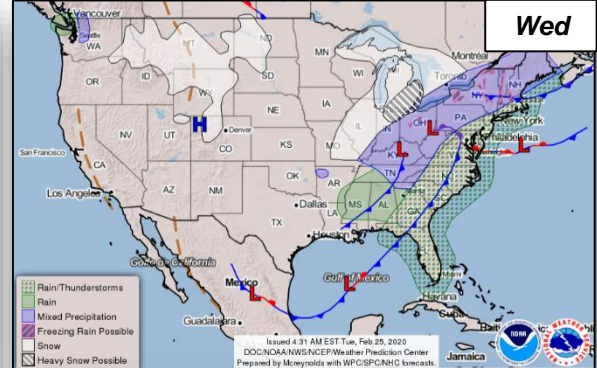
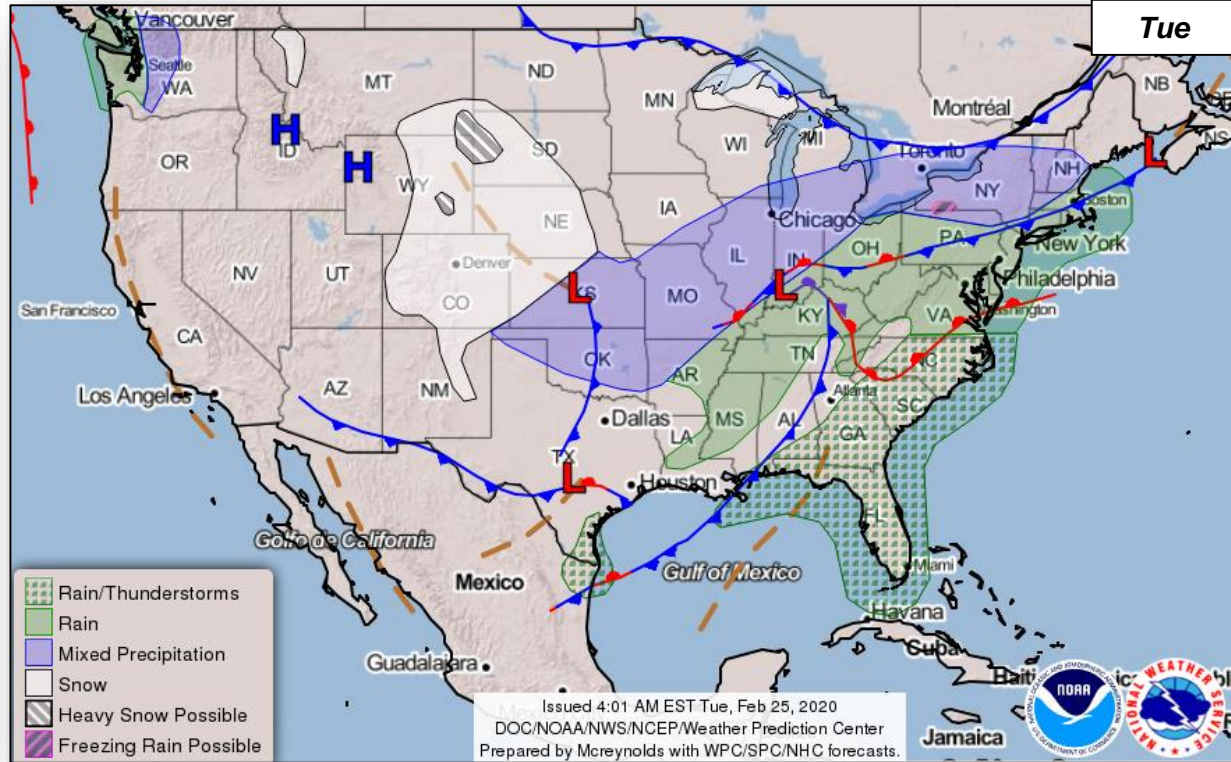
Significant Incidents or Threats:

- Heavy snow possible – portions of Northern/Central Plains

Tropical Activity: None

Declaration Activity: None

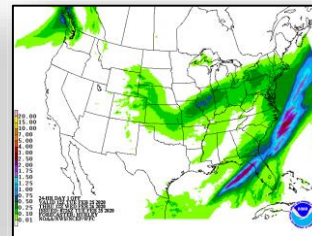
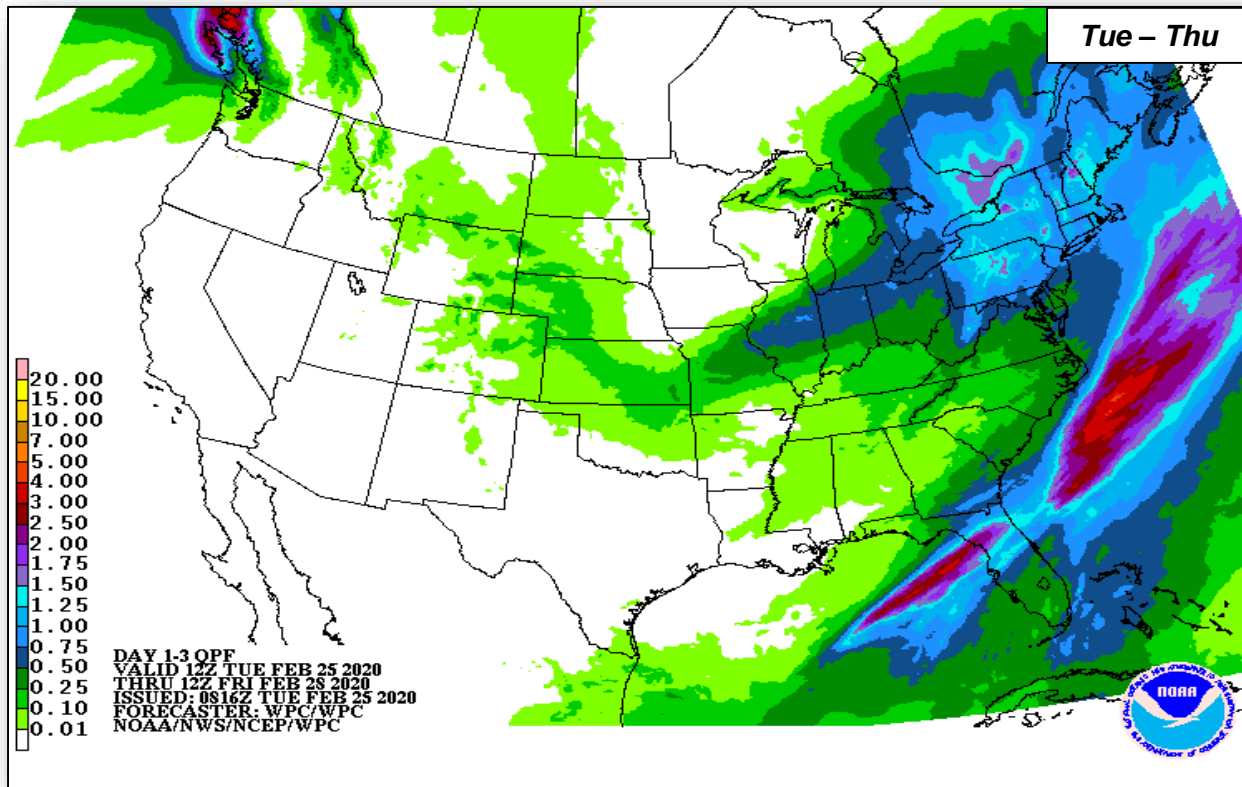
National Weather Forecast



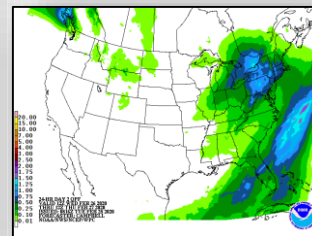
Precipitation



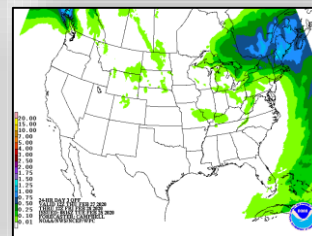
FEMA



Tue



Wed



Thu

Joint Preliminary Damage Assessments



FEMA

Region	State / Location	Event	IA/PA	Number of Counties		Start – End
				Requested	Completed	
IV	SC	Severe Weather & Flooding Feb 6	IA	1	1	2/17 – 2/20
			PA	7	4	2/17 – TBD
	KY	Severe Storms & Flooding Feb 3	IA	4	0	2/26 – TBD
			PA	14	0	2/25 – TBD
V	IL	Severe Storms & Lake Shore Flooding Jan 10-12	IA	0	0	N/A
			PA	2	0	2/24 – TBD
X	OR	Severe Flooding Feb 5-10	IA	3	3	2/19 – 2/21
			PA	3	0	2/24 – TBD
	WA	Flooding, Landslides & Mudslides Jan 20 – Feb 10	IA	7	0	3/2 – TBD
			PA	18	0	2/24 – TBD

Declaration Requests in Process – 5



FEMA

State / Tribe / Territory – Incident Description	Type	IA	PA	HM	Requested
TX – Severe Storms, Straight-line Winds, and Tornadoes	DR		X	X	Jan 13
AK – Severe Storms and Flooding	DR		X	X	Feb 6
WI – Severe Winter Storm and Flooding	DR		X	X	Feb 10
MS – Severe Storms, Tornadoes, Straight-line Winds, and Flooding	DR		X	X	Feb 10
AR – Severe Storm, Straight-line Winds, and a Tornado (Appeal)	DR		X	X	Feb 20

FEMA Common Operating Picture



FEMA HQ	
NWC	NRCC
Monitoring	Gold

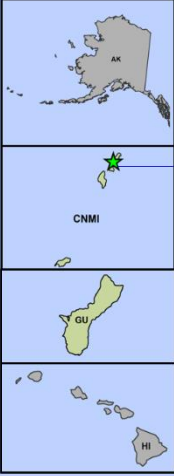
FEMA REGIONS		
WATCH	RRCC	
Monitoring	I	Rostered
Monitoring	II	Rostered
Monitoring	III	Rostered
Monitoring	IV	Rostered
Monitoring	V	Rostered
Monitoring	VI	Rostered
Monitoring	VII	Rostered
Monitoring	VIII	Rostered
Monitoring	IX	Rostered
Monitoring	X	Rostered

Notes:

AS: Measles
 KY: Flooding
 MS: Flooding
 PR: Earthquake
 TN: Severe Wx
 WA: COVID-19

- Major Disasters (DR): 49
 Emergency Disasters (EM): 0
 JFOs: 16 / VJFOs: 5
 Staging Area
 Distribution Center (DC)
 Declared County
 Fully Activated
 Partially Activated
 Monitoring

As of 3:00 a.m. ET February 25, 2020
 Created by FEMA NWC



<p>4419-DR-WA closing Feb. 28 FCO: Willie G. Nunn JFO: Camp Murray, WA</p> <p>4432-DR-OR closing Feb. 28 4452-DR-OR closing Feb. 28 FCO: Dolph A. Dilemont JFO: Salem, OR</p> <p>4433-DR-CA 4407-DR-CA FCO: David G. Samaniego JFO: Sacramento, CA</p> <p>4475-DR-ND FCO: Dana C. Reynolds VJFO: Denver, CO</p> <p>4433-DR-GU FCO: Tracy Haynes JFO: Saipan, MP</p> <p>Tropical Cyclone 18P ("WASI") RIX IMAT-1, MERS</p>	<p>4420-DR-NE 4446-DR-PTN FCO: DuWayne Tewes JFO: Lincoln, NE</p> <p>4469-DR-SD 4463-DR-SD 4440-DR-SD 4445-DR-GST 4467-DR-SD FCO: James Stephenson JFO: Sioux Falls, SD</p> <p>4449-DR-KS FCO: Dan Best VJFO: Kansas City, MO</p> <p>4386-DR-IA closing Feb. 28 4421-DR-IA closing Feb. 28 FCO: Heather Smith JFO: Windsor Heights, IA</p> <p>4414-DR-MN 4442-DR-MN FCO: John F. Boyle</p> <p>4424-DR-OH 4447-DR-OH 4459-DR-WI 4461-DR-IL FCO: Steven Johnson VJFO: Springfield, IL</p> <p>4457-DR-NH 4445-DR-VT 4372-DR-MA 4379-DR-MA 4410-DR-CT 4474-DR-VT FCO: James McPherson JFO: Williston, VT</p> <p>4472-DR-NY FCO: Seamus Leary JFO: Albany, NY</p> <p>4428-DR-KY FCO: Allan Jarvis VJFO: Frankfort, KY</p> <p>COVID-19 Support Intergency Coordination Support Elements to HHS</p> <p>4455-DR-WV closing Feb. 28 FCO: Michael Sencyz JFO: Charleston, WV</p> <p>4465-DR-NC 4393-DR-NC 4412-DR-NC FCO: Elizabeth Turner JFO: Durham, NC</p> <p>4464-DR-SC FCO: Allan Jarvis JFO: Columbia, SC</p> <p>4337-DR-FL 4468-DR-FL FCO: Gary Stanley</p> <p>4399-DR-FL FCO: Thomas J. McCool JFO: Orlando, FL</p>	<p>4453-DR-OK 4438-DR-OK FCO: Gerry Stolar JFO: Warr Acres, OK</p> <p>4451-DR-MO 4435-DR-MO FCO: Jon Huss JFO: Jefferson City, MO</p> <p>4458-DR-LA 4462-DR-LA FCO: John E. Long VJFO: Baton Rouge, LA</p> <p>Mardi Gras MERS (New Orleans, LA)</p> <p>4427-DR-TN 4400-DR-GA 4471-DR-TN FCO: Myra Shird JFO: Nashville, TN</p> <p>4473-DR-PR FCO: Alex Amparo JFO: TBD RIX IMAT, MERS</p>
--	---	---

N-IMATs	
3 Teams	
Red	
Blue	
Gold	

R-IMATs	
≥ 7 Teams	
I	1
II	PR
III	
IV-1	
IV-2	
V	3
VI-1	
VI-2	
VII	
VIII	2
IX-1	AS
IX-2	
X	

Team:	US&R	MERS	FCOs	FDRCS	IM WORKFORCE
Status	>66%	>66%	≤ 1 Type I	≤ 1	
Assigned:	28	36	43 (-1)	11	14,055 ▲
Unavailable:	0	0	0 (-3)	0	3,739 ▲
Deployed:	0	2 (+1)	37	10	5,411 ▲
Available:	28	34 (-1)	6 (+2)	1	4,905 / 35% ▼

IM CADRE AVAILABILITY SUMMARY	
Cadres with 25% or Less Availability	
EHP 16% (100/616);	PA 18% (536/3,023)

Public Assistance Grant Program



FEMA

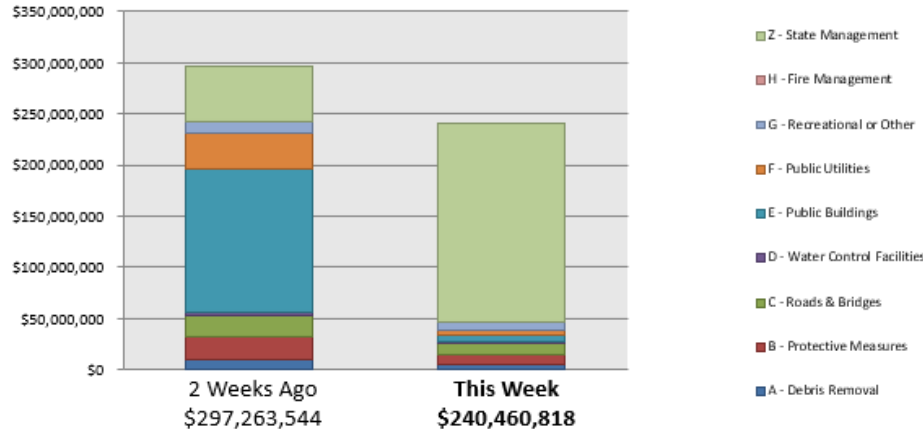
PA Project Worksheets Obligated

in past week, as of 02/24/20 at 1500 EDT

PA Category	Emergency Work		Permanent Work					H - Fire Management	Z - State Management	Total
	A - Debris Removal	B - Protective Measures	C - Roads & Bridges	D - Water Control Facilities	E - Public Buildings	F - Public Utilities	G - Recreational or Other			
Number Of PWs Obligated	49	97	185	10	70	46	58	0	68	583
Federal Share Obligated	\$5,668,494	\$9,516,430	\$11,323,489	\$1,466,868	\$5,451,558	\$5,357,717	\$7,308,461	\$0	\$194,367,801	\$240,460,818

Public Assistance Obligated per Category

2/3/2020 through 2/24/2020



This weeks PA Highlights

- In 4339 - PR
 - \$192 Million obligated for Category Z– State Management
 - \$2.6 Million obligated for Category C – Roads and Bridges
- In 4348 - NY
 - \$2 Million obligated for Category G – Recreational or Other
- In 4086 - NJ
 - \$2 Million obligated for Category F – Public Utilities

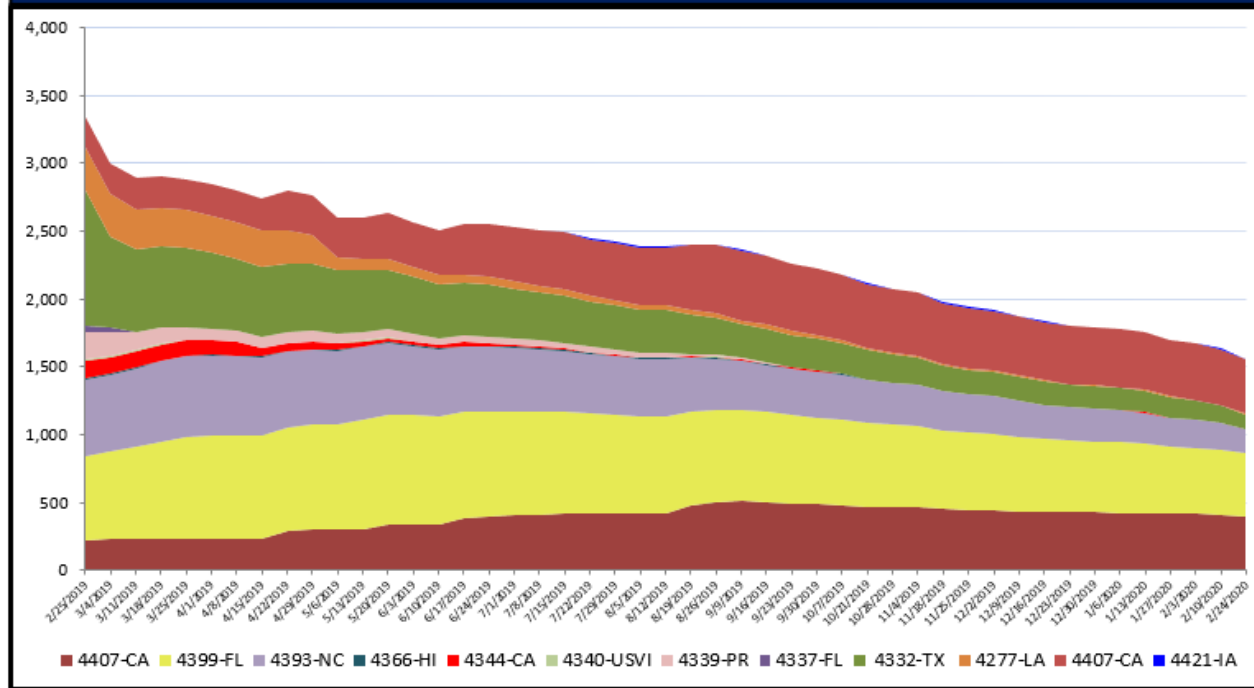
Direct Housing



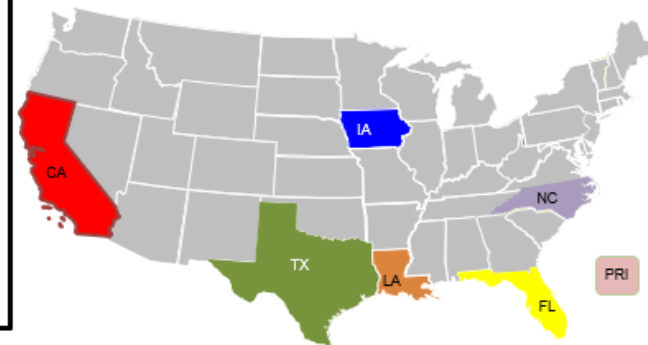
FEMA

Total Households in FEMA Direct Housing per State

Past Year per Week, 2/25/2019 – 2/24/2020, There are currently **1,157** Households Occupying **1,157** Temporary Units



DR	IA Declaration Date	Program End Date	Current # of Households in Direct Housing (Weekly Change)
4421-IA	3/23/2019	9/23/2020	1 (0)
4407-CA	11/12/2018	5/12/2020	401 (-11)
4399-FL	10/11/2018	4/11/2020	461 (-14)
4393-NC	9/14/2018	3/14/2020	174 (-23)
4344-CA	10/10/2017	7/10/2019	1 (0)
4339-PR	9/20/2017	9/20/2019	0 (-1)
4332-TX	8/25/2017	8/25/2019	114 (-16)
4277-LA	8/14/2016	4/30/2019	5 (0)



States with Currently Occupied Units

NPSC Call Activity

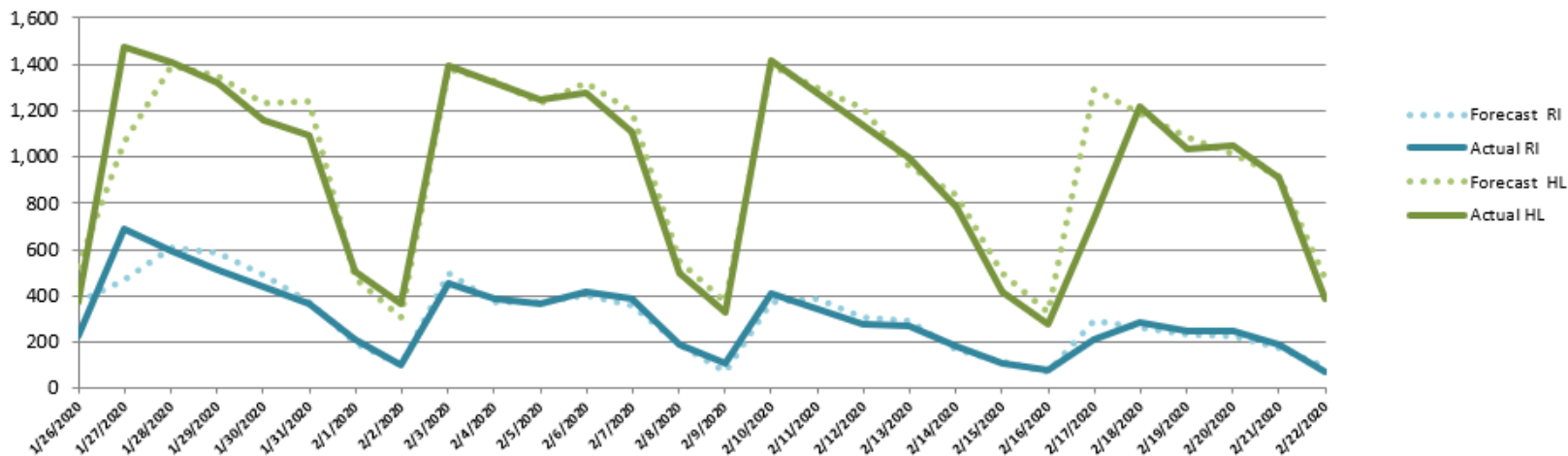


FEMA

NPSC Call Activity in the Past Week		
2/16/2020 through 2/22/2020		
Call Type	Projected Calls	Actual Calls
Registration Intake:	1,359	1,335
Helpline:	6,302	5,611
Combined:	7,661	6,946

NPSC Call Forecasting and Actual Calls Over the Past 4 Weeks

1/26/2020 through 2/22/2020



Individual Assistance Activity



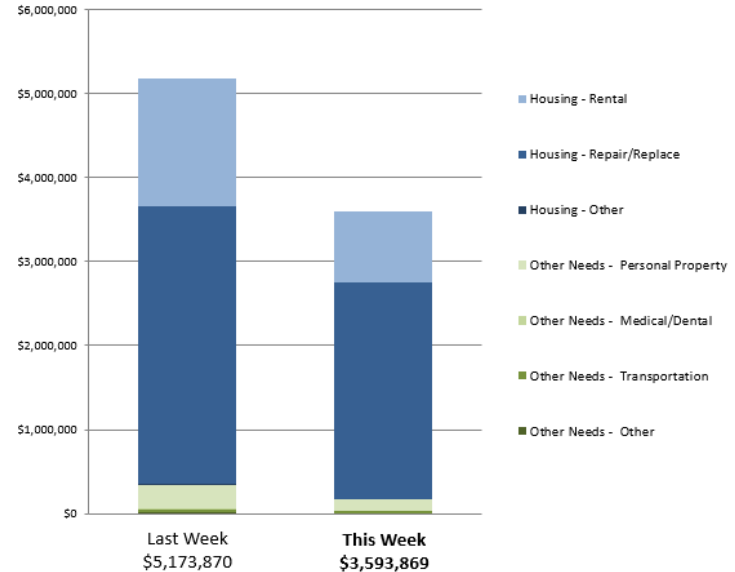
FEMA

Individuals and Households Program Activity As Of: 2/24/20

	Individuals and Households Program Activity As Of: 2/24/20				
	In Past 7 Days		Cumulative		
	Applicants Approved	Amount Approved	Applicants Approved	Amount Approved	
	4473-PR Declared 01-16-2020 End Of Reg Period 03-16-2020				
Open Registration Period	Housing Assistance	1,142	\$3,000,923.18	6,854	\$17,790,134.29
	Other Needs Assistance	325	\$145,375.31	2,804	\$1,300,003.69
	Total IHP	\$3,146,298.49		\$19,090,137.98	
	Average IHP			\$2,324	
	Total Max Grants			HA	ONA
			84	0	
Other IHP Active	16 Declarations IHP Programmatically Open - Closed Registration *				
	Housing Assistance	97	\$422,077.72		
	Other Needs Assistance	12	\$25,492.73		
	Total IHP	\$447,570.45			
	Total IHP Approved in Past Week	\$3,593,868.94			

IHP Approved per Category in the Past

2 Weeks - 2/10/2020 through 2/24/2020





FEMA

FEMA's mission is helping people before, during, and after disasters.

Click [here](#) to subscribe to this briefing.