

FEMA National Watch Center

# Daily Operations Briefing

Monday, February 24, 2025

8:30 a.m. ET



**FEMA**

# National Current Ops / Monitoring

---

## New Significant Incidents / Ongoing Ops

- No new significant incidents / operations

## Hazard Monitoring

- Heavy Rain / Flash Flooding – Pacific Northwest
- Rain / Thunderstorms – Pacific Northwest and Gulf Coast
- Heavy Snow – Pacific Northwest and Northern Rockies

---

## Disaster Declaration Activity

- No new declaration activity

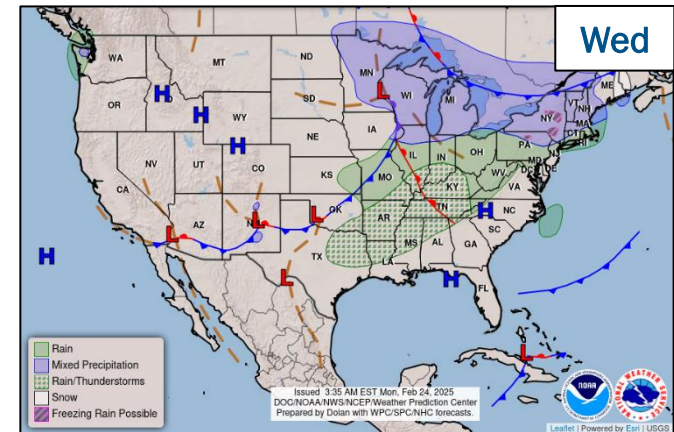
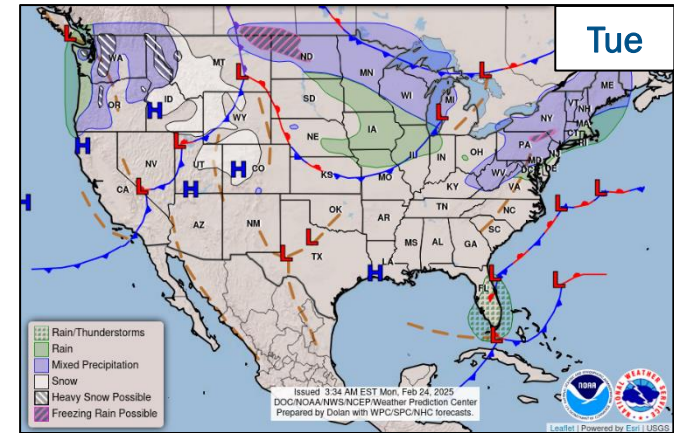
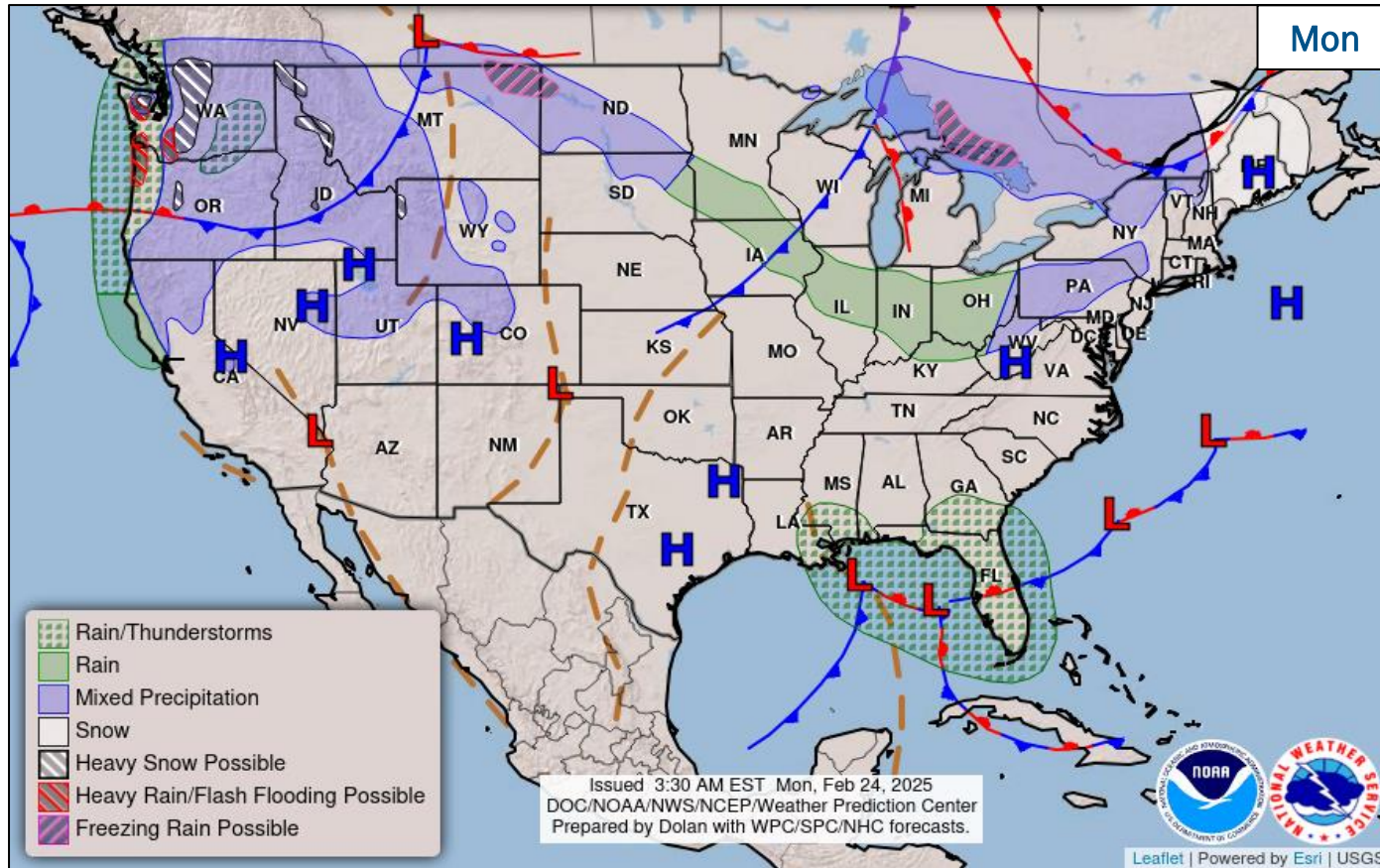
## Event Monitoring

- No significant events



**FEMA**

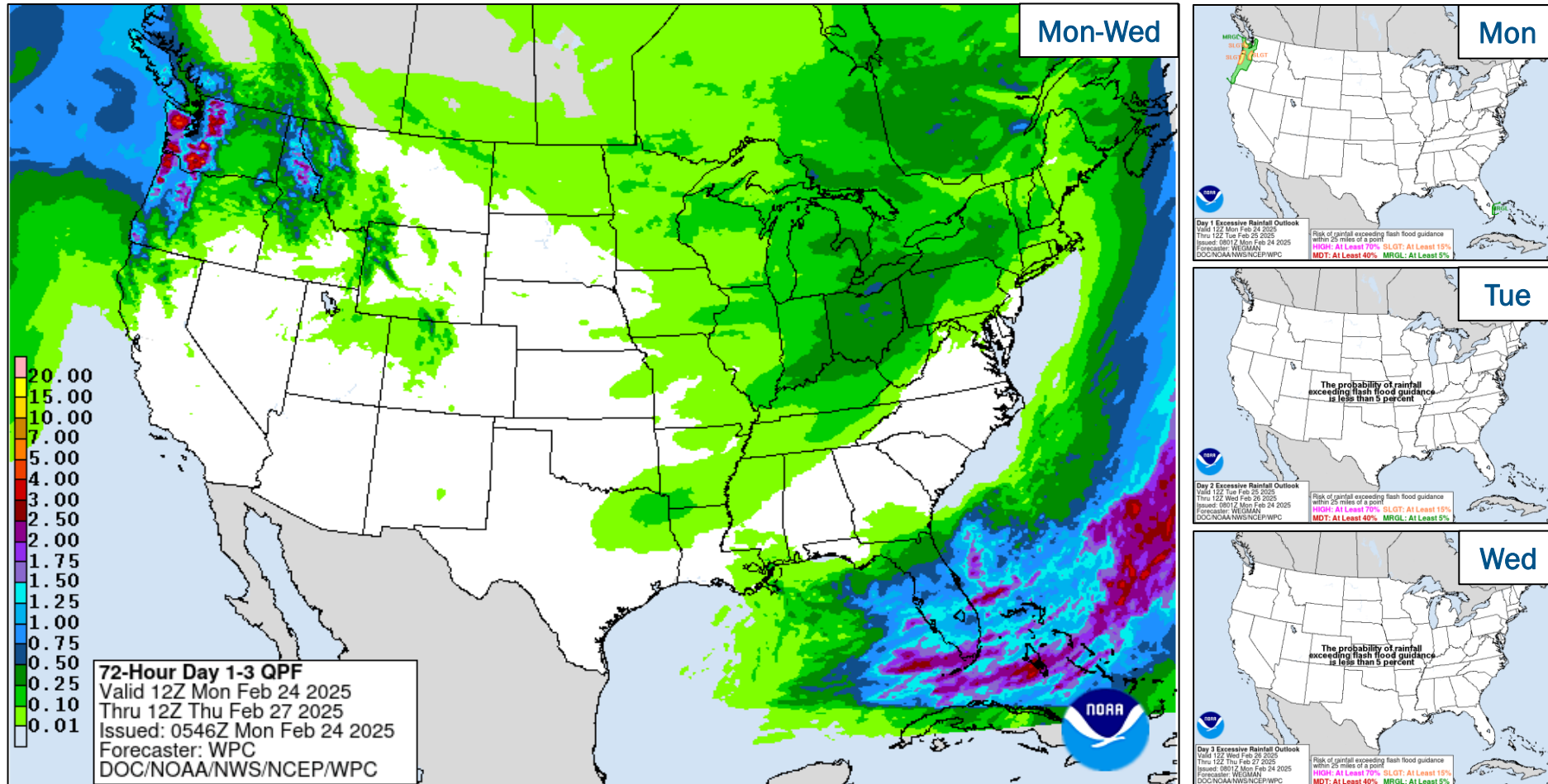
# National Weather Forecast



FEMA

National Watch Center

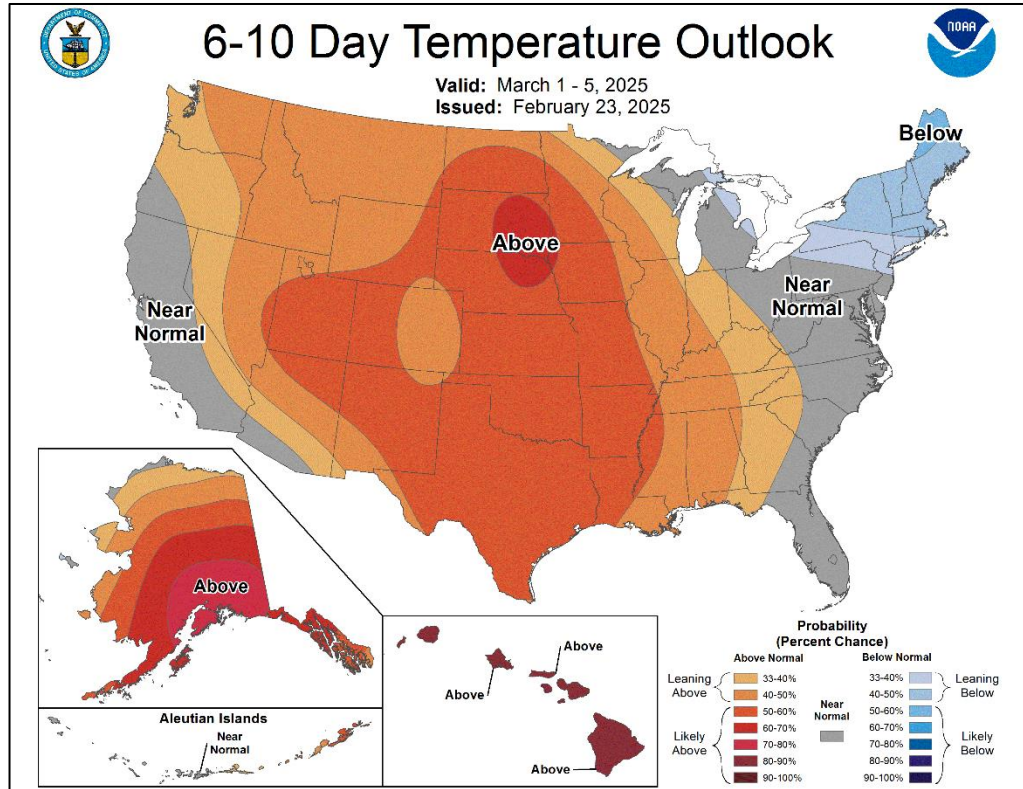
# Precipitation & Excessive Rainfall



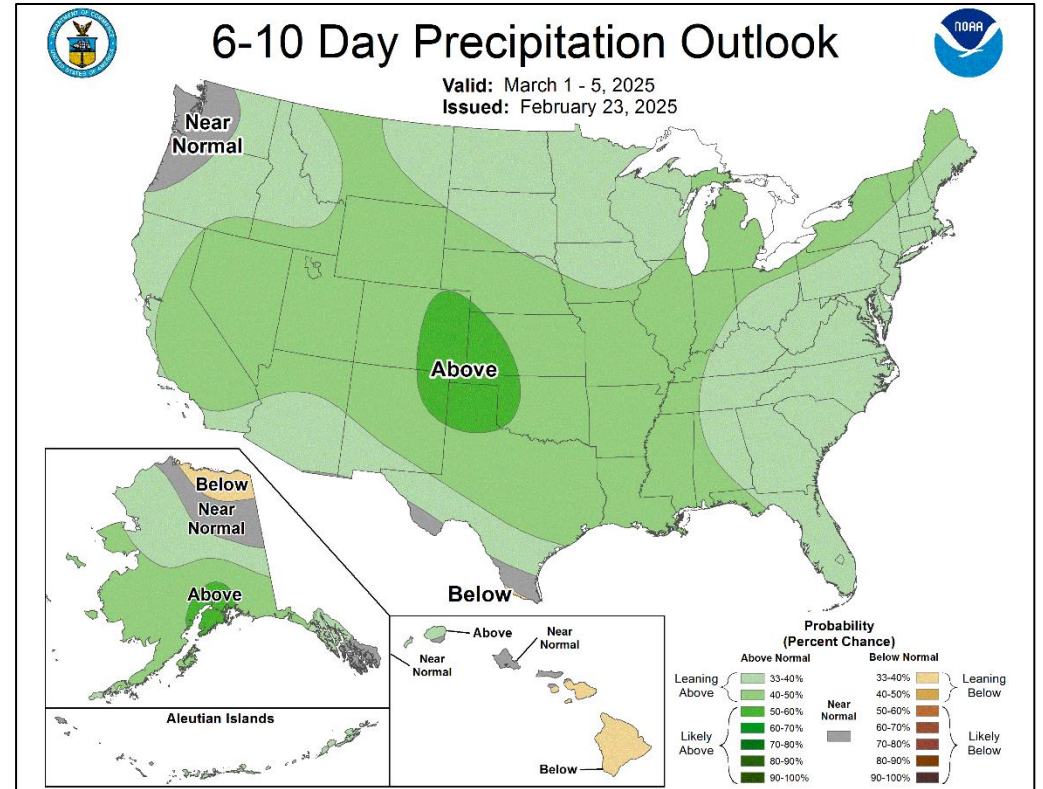
FEMA

National Watch Center

# Long Range Outlooks – Mar 1-5



6-10 Day Temperature Probability



6-10 Day Precipitation Probability



FEMA

National Watch Center

# FEMA Common Operating Picture

**33** Joint Field Offices    **93 + 9** Major Disasters    **16** Direct Housing Missions    **29** RSF-Supported Disasters    **6** Joint Recovery Offices

Monday  
February 24, 2025  
8:30 a.m. ET

FEMA HQ	
NWC	NRCC
Monitoring	Steady State
FEMA REGIONS	
Watch	RRCC
Monitoring I	Rostered
Monitoring II	Rostered
Monitoring III	Rostered
Monitoring IV	Level III
Monitoring V	Rostered
Monitoring VI	Rostered
Monitoring VII	Rostered
Monitoring VIII	Rostered
Monitoring IX	Rostered
Monitoring X	Rostered

N-IMATs	
2-5 Teams Available	
Red	
White	Reconstituting
Blue	
Gold	
HS	DC (Jan 28)

R-IMATs	
4-6 Teams Available	
I	VT (Jan 6)
II	USVI (Oct 30)
III	
IV-1	GA (Oct 5)
IV-2	KY (Feb 16)
V	KY (Feb 18)
VI-1	1
VI-2	Personnel
VII	3 / Personnel
VIII	SD (Nov 18)
IX-1	CA (Jan 8)
IX-2	
X	2

**Notes:**

**NRCC/RWCs/RRCCs:**

- R-IV RRCC: Flooding and Severe Weather

**State EOCs:**

- HI: Wildfires
- DE/NC/TN/TX/VA/WV: Winter Storms
- NC: TC Helene
- AL/KY: Severe Weather
- FL/TN: Previous Incidents
- MT: Flood Risk

Volunteer Force	
Rostered	Deployed
7,926	0
Surge Capacity Force	
Rostered	Deployed
8,933	8

Fully Mission Capable (FMC)

Partially Mission Capable (PMC)

Not Mission Capable (NMC)

Deployed

REGIONAL BREAKDOWN				
	JFO	DR	EM	JRO
I	3	13	1	0
II	4	7	0	2
III	2	6	1	0
IV	7	28	7	1
V	0	0	0	0
VI	2	5	0	3
VII	4	14	0	0
VIII	3	3	0	0
IX	3	6	0	0
X	5	11	0	0



**Pasadena, CA**  
DR-4856-CA  
• R-IX IMAT-1

**Baton Rouge, LA**  
Mardi Gras 2025 SEAR Event  
• MERS

**Rapid City, SD**  
DR-4842-CRST  
• R-VIII IMAT

**Fort Campbell, KY**  
EM-3624-KY  
• SMT Sterling  
• SMT Puerto Rico

**Frankfort, KY**  
EM-3624-KY  
• R-IV IMAT-2  
• MERS

**Lexington, KY**  
EM-3624-KY  
• ISB Bravo

**Williston, VT**  
DR-4810-VT  
• R-I IMAT

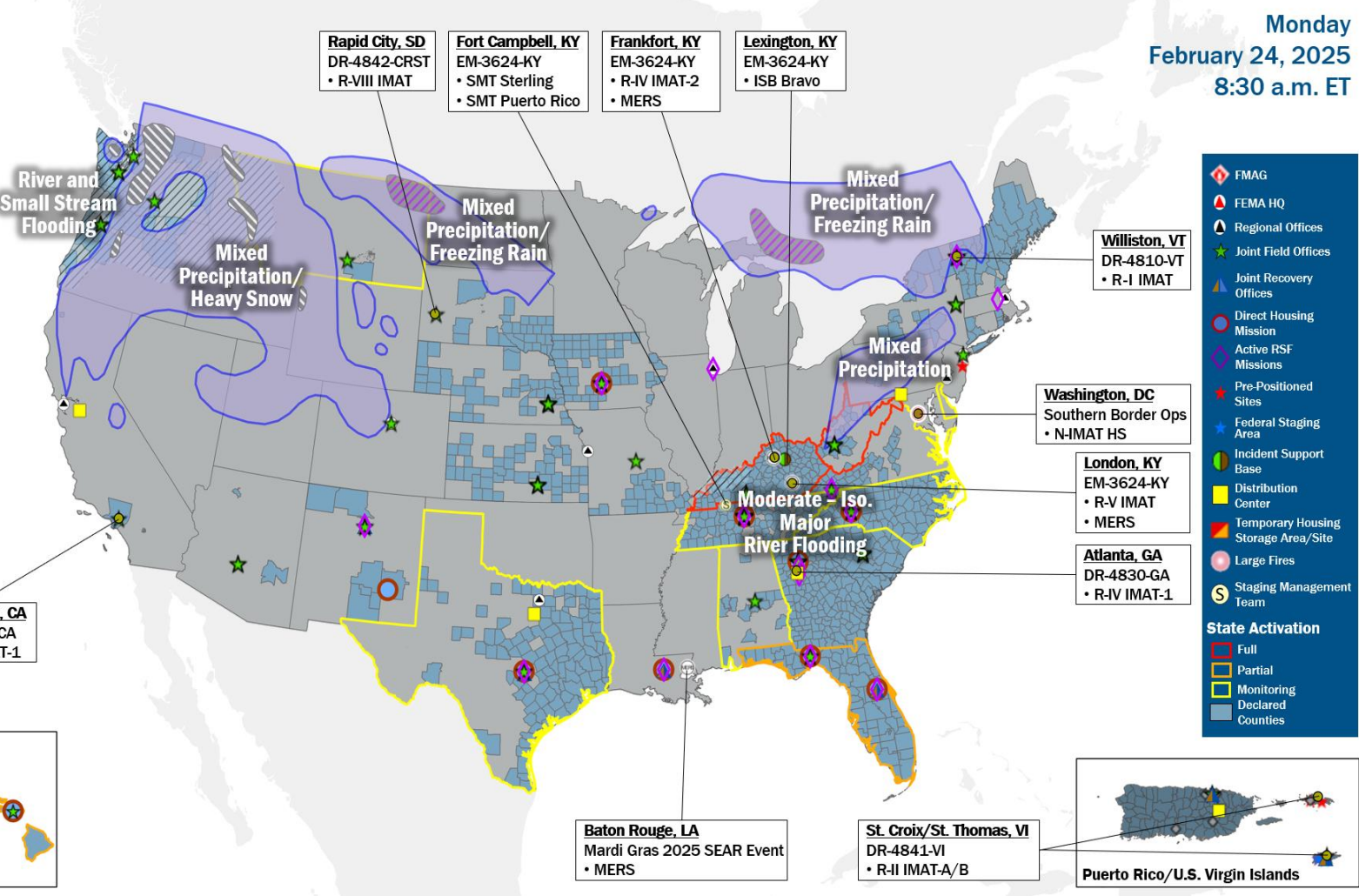
**Washington, DC**  
Southern Border Ops  
• N-IMAT HS

**London, KY**  
EM-3624-KY  
• R-V IMAT  
• MERS

**Atlanta, GA**  
DR-4830-GA  
• R-IV IMAT-1

**St. Croix/St. Thomas, VI**  
DR-4841-VI  
• R-II IMAT-A/B

**Puerto Rico/U.S. Virgin Islands**



## IM Workforce

14,202 (-1) Assigned  
4,876 (+3) Unavailable  
7,023 (-8) Deployed

16% / 2,303 (+4) Available

## IM Cadre Availability

19 Cadres ≤ 25% Availability

Civil Rights: 18% (32/179); Disaster Field Training Operations: 23% (23/98); Disability Integration: 13% (5/39); Disaster Survivor Assistance: 22% (288/1,303); External Affairs: 7% (26/396); Environmental Planning and Historic Preservation: 13% (114/883); Field Leadership: 13% (20/149); Financial Management: 22% (50/230); Hazard Mitigation: 11% (129/1,224); Human Resources: 14% (26/184); Individual Assistance: 13% (342/2,652); Interagency Recovery Coordination: 23% (79/342); Information Technology: 19% (138/713); Logistics: 10% (174/1,675); Operations: 16% (60/372); Public Assistance: 13% (292/2,308); Planning: 8% (39/470); Safety: 15% (14/94); Security: 10% (13/136)

**MERS**  
≥ 66%

36 Assigned  
0 Unavailable  
2 (-1) Deployed

34 (+1) Available

**US&R**  
≥ 66%

28 Assigned  
3 (+1) Unavailable  
0 (-1) Deployed

25 Available

**FCO**  
≤ 1 Type I

54 Assigned  
6 Unavailable  
45 (26 FCOR) Deployed

3 Available

# Joint Preliminary Damage Assessments

Region	State / Location	Incident	IA	Number of Counties		Start - End
			PA	Requested	Complete	
III	VA	Flooding, Severe Storms, Tornadoes, and Winter Storms Feb 10 and continuing	IA	7	3	2/18 - TBD
			PA	7	0	TBD - TBD
	WV	Flooding, Landslides, Mudslides, Severe Storms, and Straight-line Winds Feb 15 and continuing	IA	13	0	2/19 - TBD
			PA	13	0	TBD - TBD
VI	LA	Winter Weather January 20-23	IA	0	0	N/A
			PA	22	0	2/12 - TBD
IX	HI	Heavy Rain and Flooding Jan 29-31	IA	0	0	N/A
			PA	1	0	2/23 - TBD



FEMA

# Declaration Requests in Process – 8

State / Tribe / Territory – Incident Description	Type	IA	PA	HM	Requested
NY – Severe Storms, Tornadoes, Straight-line Winds, and Flooding	EM		X		Jul 20
CA – Park and Borel Fires (Appeal)	DR	X	X	X	Dec 2
OK – Severe Storms, Straight-line Winds, Tornadoes, and Flooding	DR	X		X	Dec 20
WA – Severe Storms, Straight-line Winds, Flooding, Landslides, and Mudslides	DR		X	X	Jan 14
KY – Severe Winter Storms and Snowstorms	DR		X	X	Jan 30
VA – Severe Winter Storms, Tornadoes, and Flooding	DR	X	X	X	Feb 16
WV - Severe Storm, Straight-line Winds, Flooding, Landslides, and Mudslides	DR	X	X		Feb 17
KY – Severe Storms, Straight-line Winds, Flooding, Landslides, and Mudslides	DR	X	X	X	Feb 18



**FEMA**



# FEMA

Helping people before, during, and after disasters.



*Scan to subscribe to this briefing.*