

FEMA National Watch Center

# Daily Operations Briefing

Friday, February 24, 2023

8:30 a.m. ET



**FEMA**

# National Current Ops / Monitoring

---

## New Significant Incidents / Ongoing Ops

- Winter Storm – Midwest to Northeast

## Hazard Monitoring

- Heavy Snow– CA to Central Great Basin
- Heavy Rain and Flash Flooding – Southern CA

---

## Disaster Declaration Activity

- Amendment No. 3 to FEMA-4672-DR-AK

## Event Monitoring

- No Significant Events



**FEMA**

# Winter Storm – Midwest to Northeast

**Current Situation:** The significant winter storm that impacted the Upper Midwest has now moved into the Northeast

## Impacts:

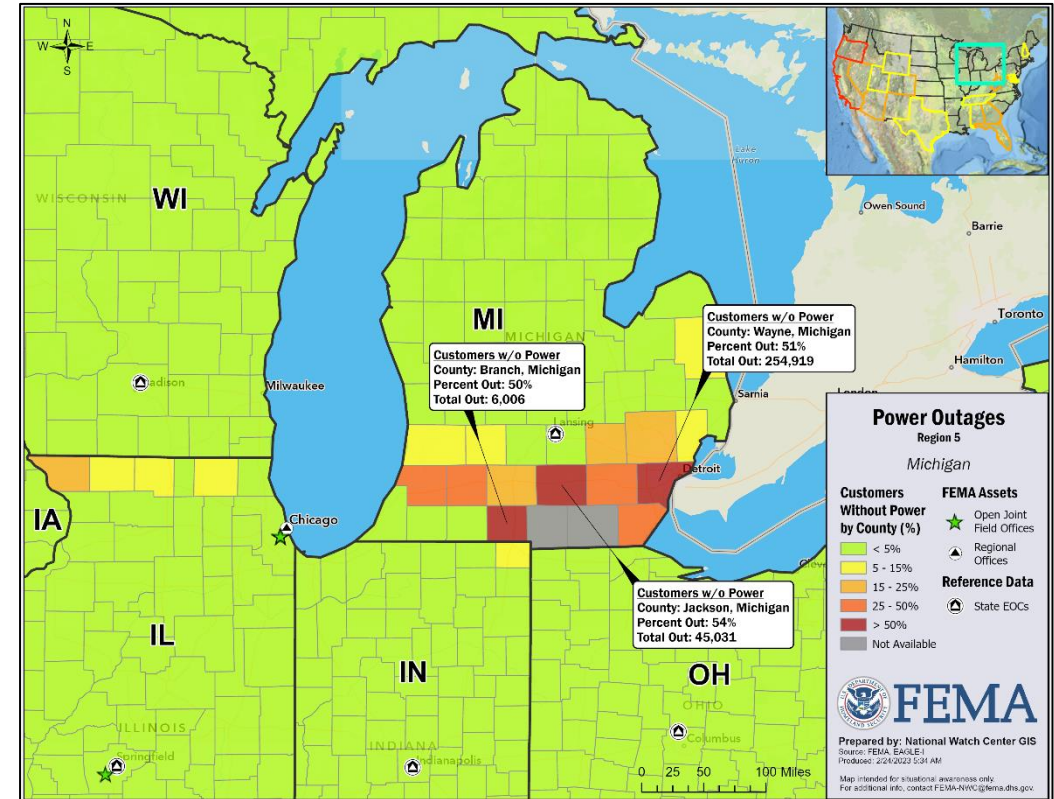
- 711k (14.8%) customers remain without power statewide in MI (DOE Eagle-I as of 8:00 a.m. ET)
- Most power in MI is expected to be restored by Sunday, Feb 26 (Region V Update as of 9:00 p.m. ET)
- All ARC shelters have closed in MN; warming shelters open in MI (Region V Update as of 9:00 p.m. ET)
- Travel advisories and road closures in effect for the hardest hit areas; snow and debris removal operations continue (Region V Update as of 6:00 and 9:00 p.m. ET)
- Widespread school and government closures or reduced capabilities in MN and MI (Region V Update as of 12:12 p.m. ET)

## State / Local Response:

- Impacted state EOCs continue to monitor
- MN Governor issued peacetime emergency and activated National Guard to assist in road and traffic management and preparation of warming shelters
- Response operations expected to remain within state and local capabilities

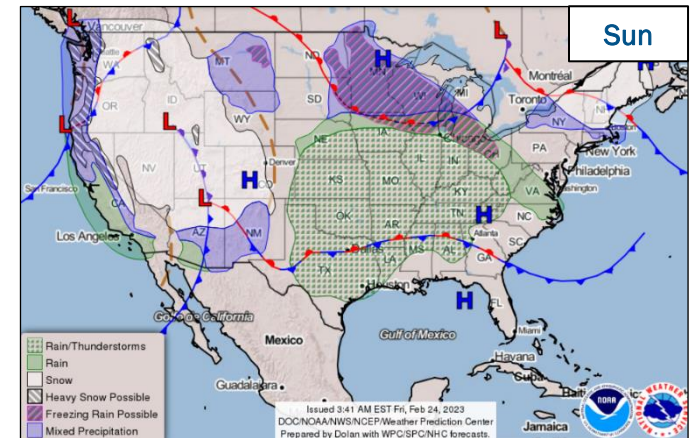
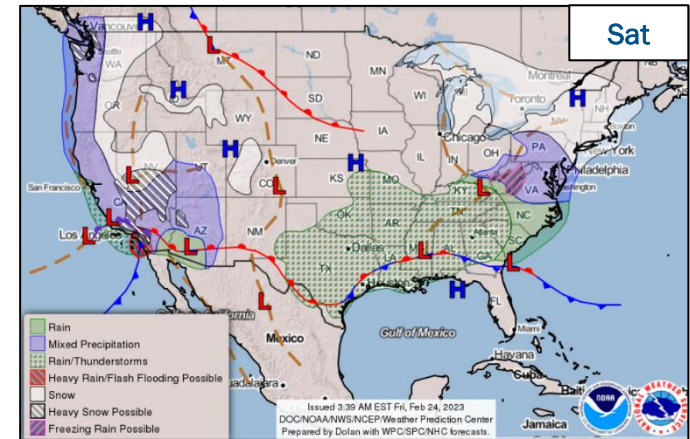
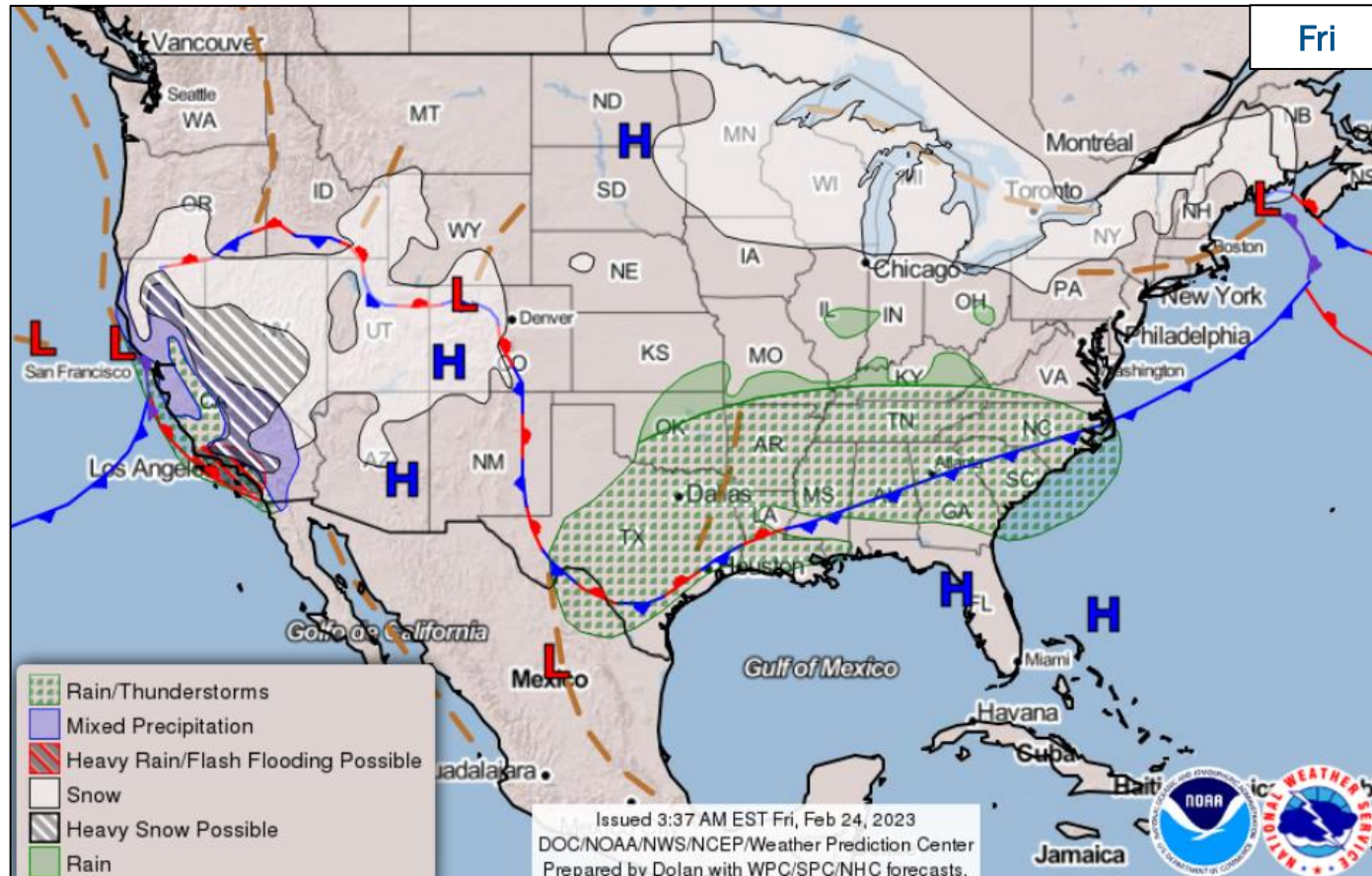
## FEMA / Federal Response:

- FEMA NWC along with Region I, II, and V continue to monitor
- No requests for FEMA assistance



FEMA

# National Weather Forecast

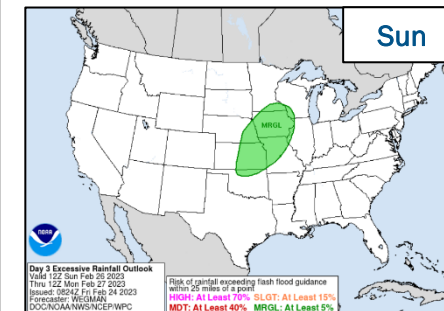
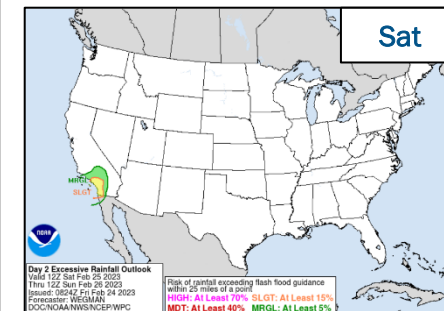
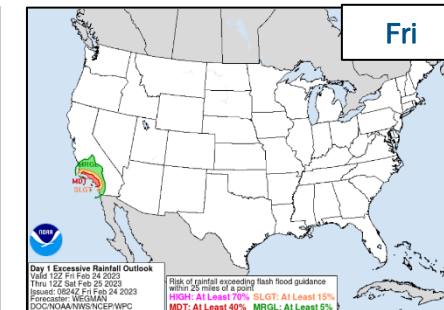
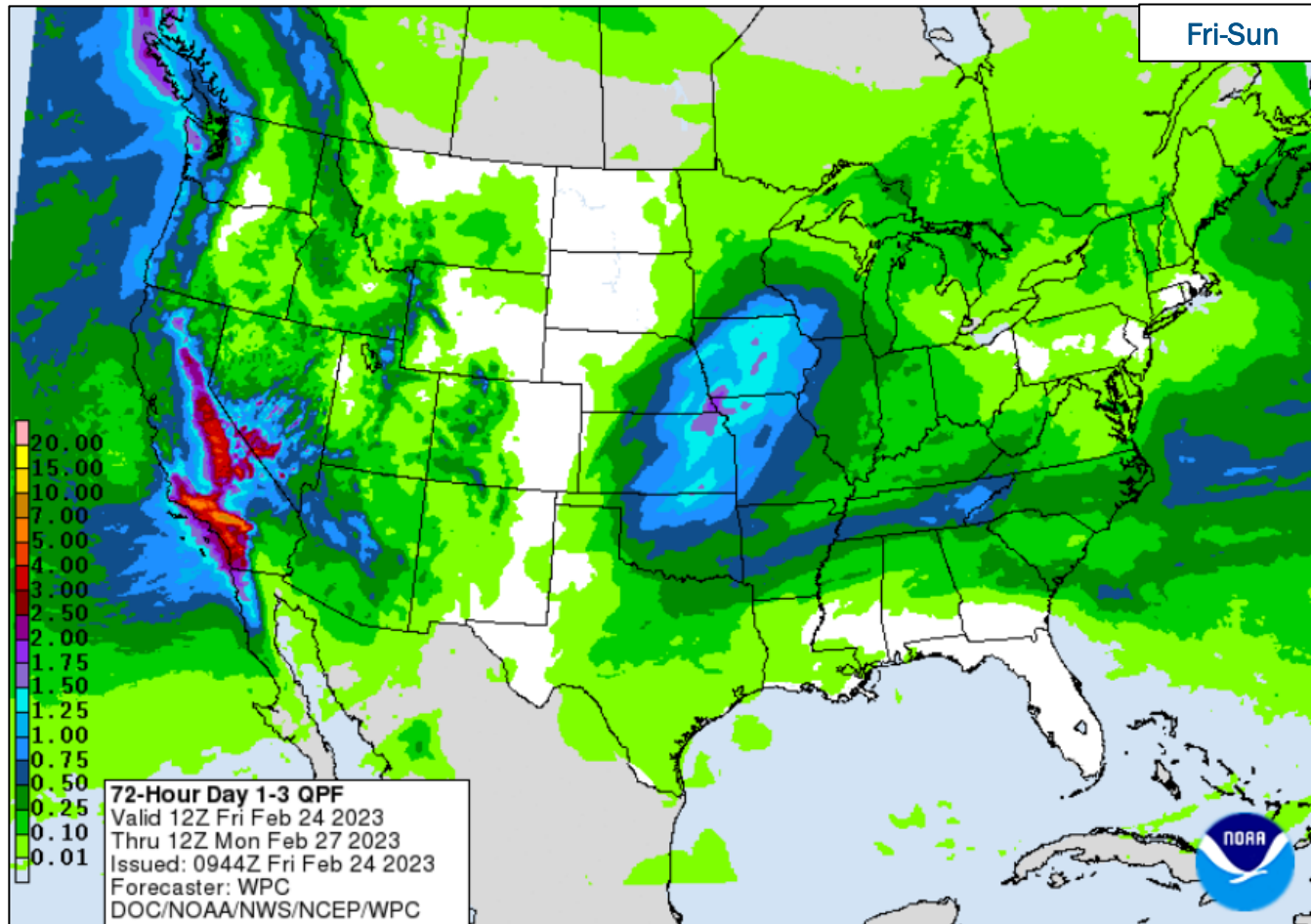


FEMA

National Watch Center

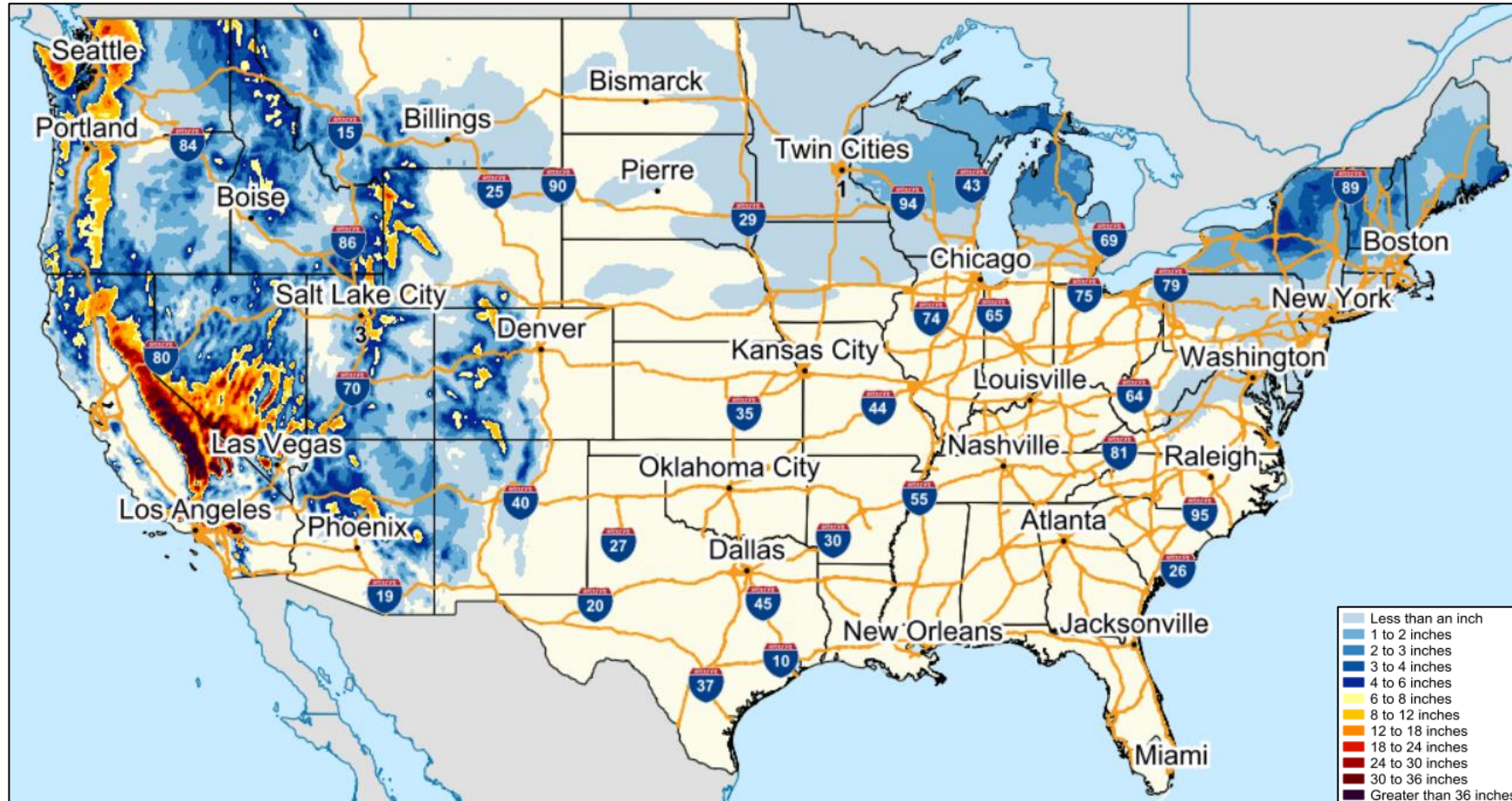


# Precipitation & Excessive Rainfall



FEMA

# Snowfall Forecast



FEMA





# FEMA Common Operating Picture

**11**  
Joint Field  
Offices

**9**  
Virtual Joint  
Field Offices

**51**  
Major  
Disasters

**10**  
Emergency  
Declarations

Friday  
February 24, 2023  
8:30 a.m. ET

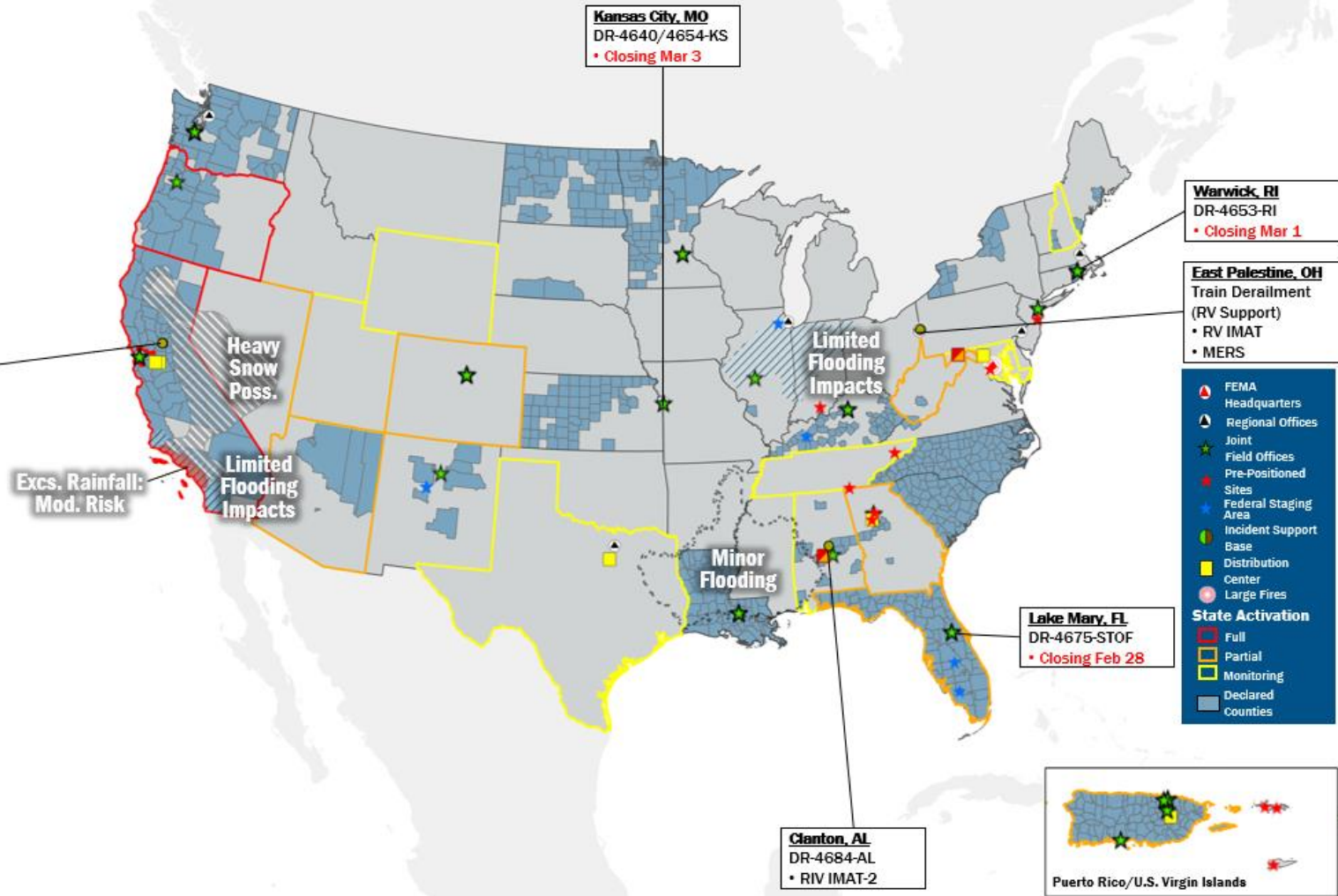
FEMA HQ		
NWC	NRCC	
Monitoring	Rostered	
FEMA REGIONS		
Watch	RRCC	
Monitoring	I	Rostered
Monitoring	II	Rostered
Monitoring	III	Rostered
Monitoring	IV	Rostered
Monitoring	V	Rostered
Monitoring	VI	Rostered
Monitoring	VII	Rostered
Monitoring	VIII	Rostered
Monitoring	IX	Rostered
Monitoring	X	Rostered
Notes:		
RWCS/RRCCs:	STATE EOCs:	
	<ul style="list-style-type: none"> <li>PR: TC Fiona</li> <li>AL/GA/WV: Severe Weather</li> <li>FL: TC Ian</li> <li>CA/HI/NM: Flooding</li> <li>TX: Ongoing Operations</li> <li>CO: Avian Influenza, Public Health Support and Suncoar Refinery</li> <li>AZ/CO: SW Border Coordination</li> <li>AS/CA: Seismic Activity</li> <li>OR: Respiratory Illness (RSV &amp; Influenza) / Homeless S.O.E</li> <li>UT/WY/NH: Winter Storms</li> <li>TN: Area Emergency</li> </ul>	
Surge Capacity Force		
Rostered	Deployed	
7,661	0	

N-IMATs	
2-4 Teams Available	
Red	
White	
Blue	
Gold	
R-IMATs	
≥ 7 Teams Available	
I	1
II	
III	
IV-1	
IV-2	AL
V	OH
VI-1	Personnel
VI-2	
VII	2
VIII	
IX-1	CA
IX-2	CA
X	Personnel
<ul style="list-style-type: none"> <li>Fully Mission Capable (FMC)</li> <li>Partially Mission Capable (PMC)</li> <li>Not Mission Capable (NMC)</li> <li>Deployed</li> </ul>	

REGIONAL BREAKDOWN			
	JFO/VJFO	DR	EM
I	1/0	4	0
II	2/3	3	4
III	0/0	3	0
IV	3/1	10	3
V	2/0	4	0
VI	1/1	2	3
VII	0/1	2	0
VIII	0/1	4	0
IX	0/1	7	0
X	2/1	12	0



**Sacramento, CA**  
DR-4683-CA  
• RIX IMAT-1/2



## IM Workforce

13,290 (-35) Assigned  
3,683 (-114) Unavailable  
5,705 (+45) Deployed

---

29% / 3,902 (+34) Available

## IM Cadre Availability ≤ 25% Availability

Civil Rights: 20% (24/122); Disability Integration: 10% (6/61); Environmental Planning and Historic Preservation: 20% (168/834); Field Leadership: 22% (31/144); Hazard Mitigation: 15% (181/1,219); Human Resources: 16% (26/161); Logistics: 25% (347/1,403); Operations: 17% (61/357); Public Assistance: 12% (254/2,176); Planning: 19% (88/468); Safety 21% (17/81)

## MERS

≥ 66%

36 Assigned  
0 Unavailable  
1 (-) Deployed

---

35 (+) Available

## US&R

≥ 66%

28 Assigned  
3 (-1) Unavailable  
0 Deployed

---

25 (+1) Available

## FCO

≤ 1 Type I

50 Assigned  
4 Unavailable  
37 (-1) (24 [+1] FCOR) Deployed

---

9 (+1) Available



# Joint Preliminary Damage Assessments

Region	State / Location	Incident	IA	Number of Counties		Start - End
			PA	Requested	Complete	
I	ME	Severe Winter Storm Dec 23-24	IA	0	0	N/A
			PA	8	5	1/9 - TBD
II	NY	Severe Winter Storm Dec 23-25	IA	0	0	N/A
			PA	5	0	1/24 - TBD
IV	TX	Winter Storm Jan 29 and continuing	IA	0	0	N/A
			PA	23	0	TBD



FEMA

# Declaration Requests in Process – 11

State / Tribe / Territory – Incident Description	Type	IA	PA	HM	Requested
Choctaw Nation of Oklahoma – Tornadoes	DR		X	X	Jan 3
HI – Mauna Loa Volcanic Eruption	DR		X	X	Jan 20
WV – Severe Storms, Flooding, Landslides, and Mudslides (Appeal)	DR	X	X	X	Jan 27
TX – Severe Storms and Tornadoes	DR	X		X	Feb 7
SD – Severe Winter Storm and Snowstorm	DR		X	X	Feb 9
Muscogee (Creek) Nation – Severe Winter Storm	DR		X	X	Feb 13
ME – Severe Storms and Flooding	DR		X	X	Feb 16
NH – Severe Storms and Flooding	DR		X	X	Feb 17
TX – Severe Winter Storm	DR		X	X	Feb 21
VT – Severe Winter Storm and Flooding	DR		X	X	Feb 21
TN – Severe Winter Storm	DR		X	X	Feb 17



**FEMA**

# Declaration Amendments

Declaration	Number	Issued	Action
FEMA-4672-DR-AK	3	Jan 26	Changes the FCO to Yolanda J. Jackson



**FEMA**





# FEMA

Helping people before, during, and after disasters.



*Scan to subscribe to this briefing.*