

FEMA National Watch Center

Daily Operations Briefing

Thursday, February 24, 2022

8:30 a.m. ET



FEMA

National Current Ops / Monitoring

New Significant Incidents / Ongoing Ops

- COVID-19

Hazard Monitoring

- Heavy rain and flash flooding – Tennessee and Ohio valleys
- Freezing rain – Southern Plains to Mid-Atlantic

Disaster Declaration Activity

- Approved: Major Disaster Declaration – NE
- Approved: Major Disaster Declaration – IA

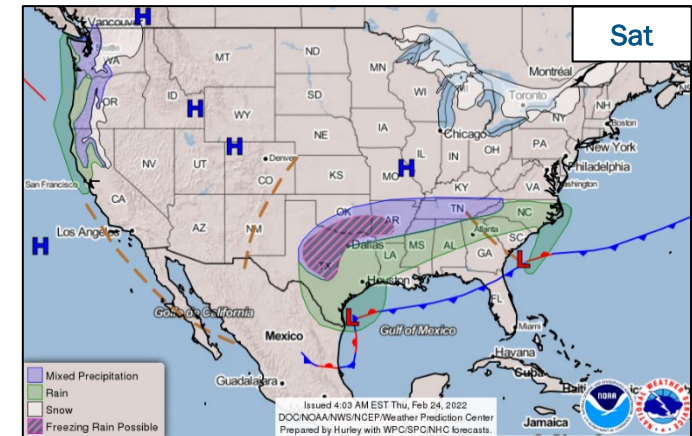
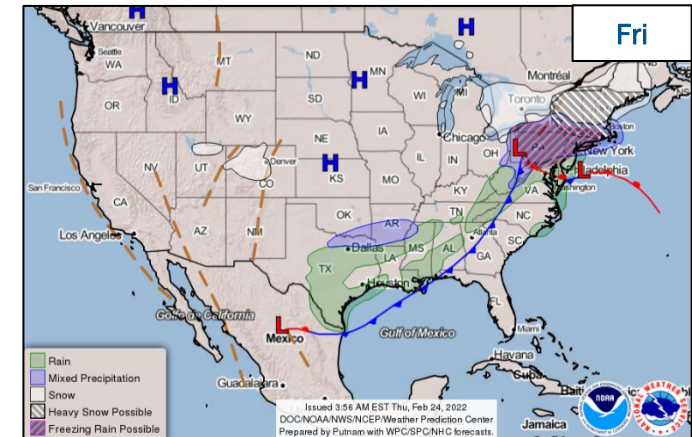
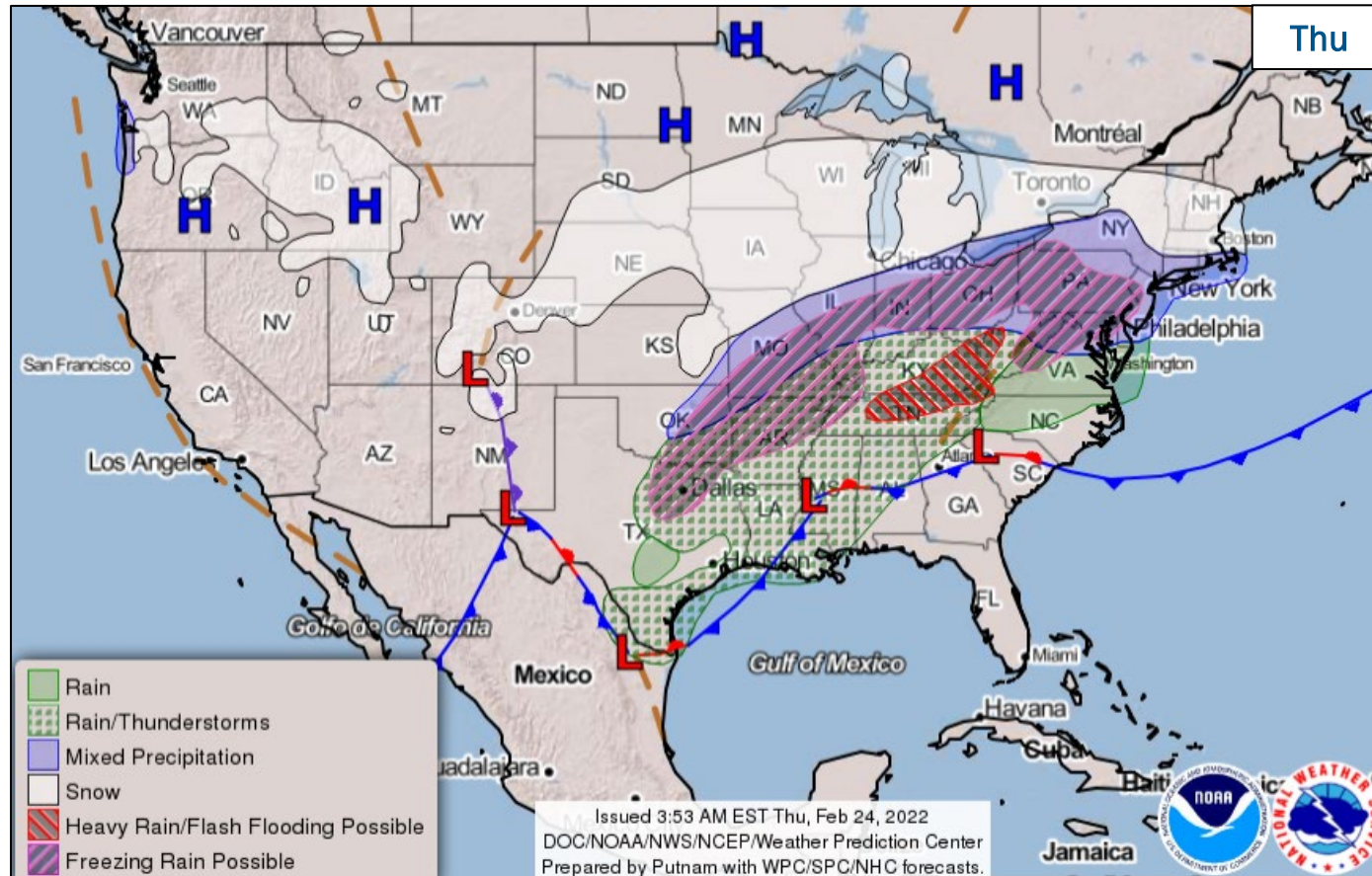
Event Monitoring

- 2022 State of the Union Address – Washington, DC (Mar 1)



FEMA

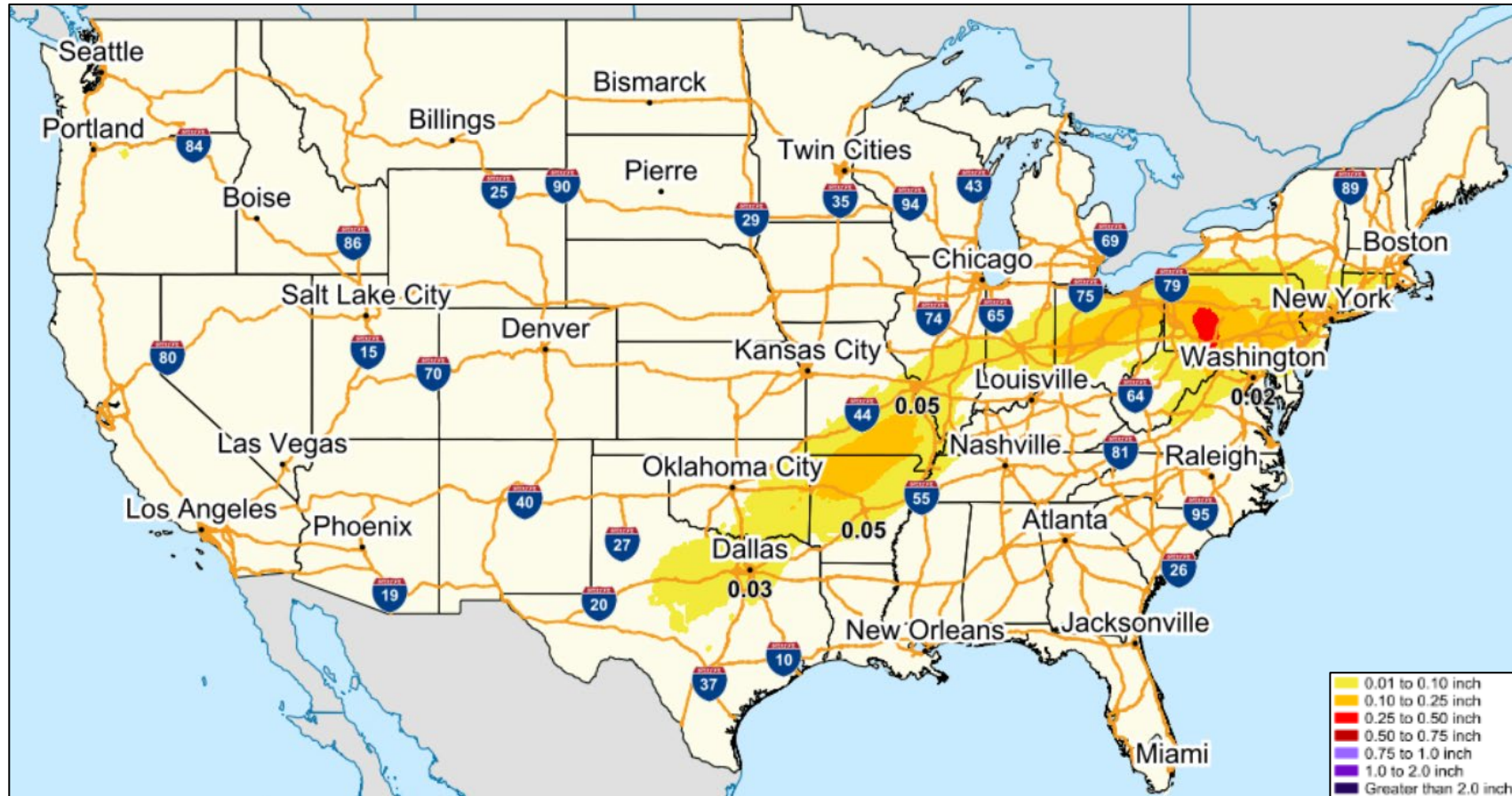
National Weather Forecast



FEMA

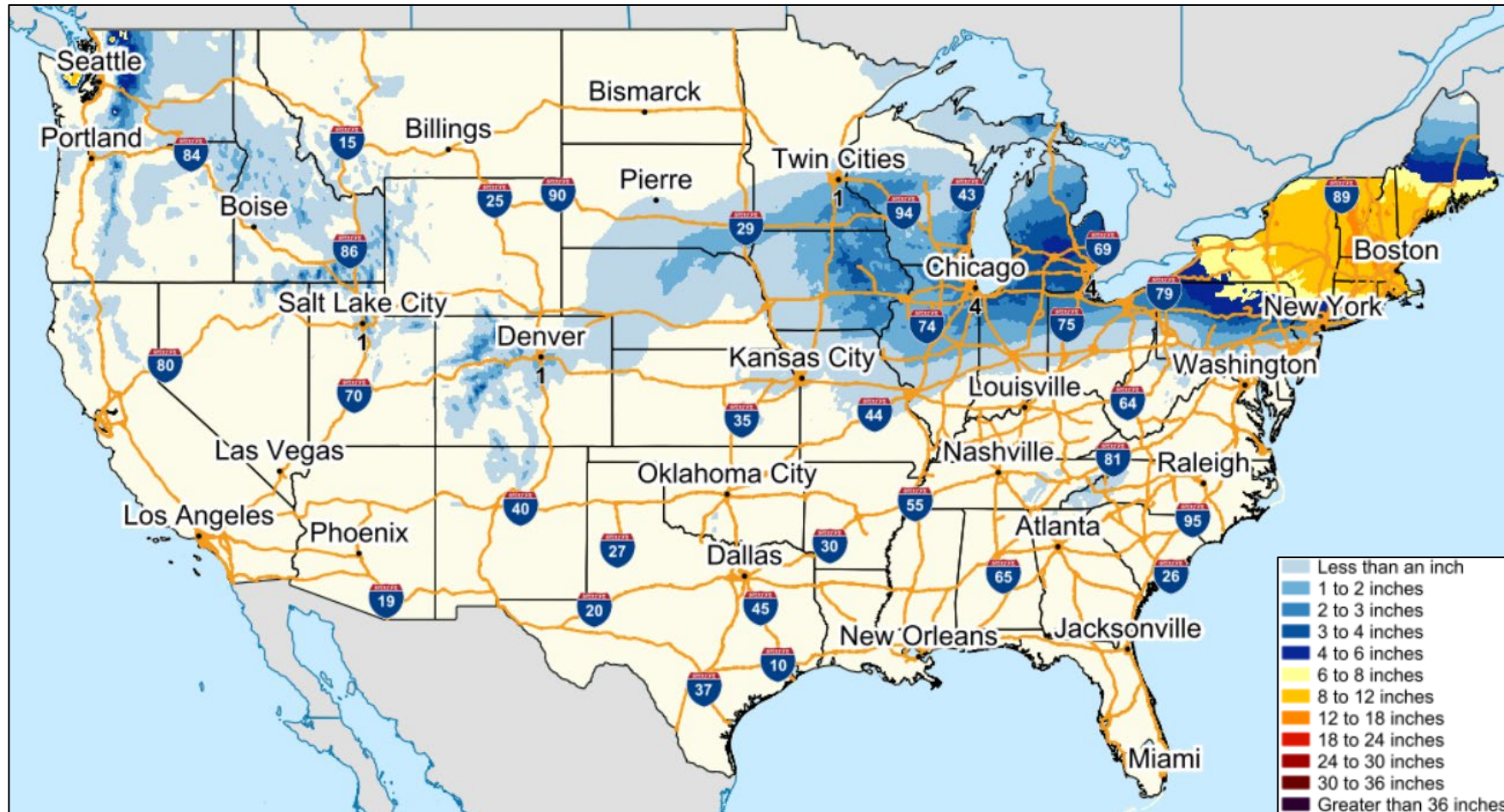
National Watch Center

Ice Accumulation Forecast



FEMA

Forecast Snowfall

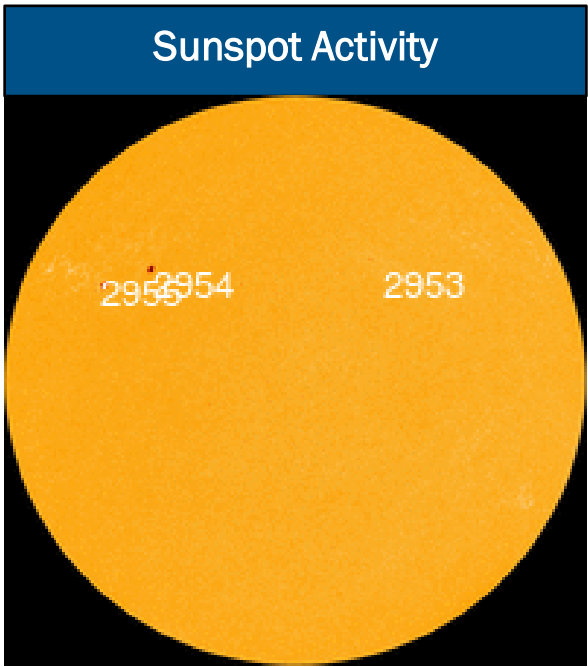



FEMA

National Watch Center

Space Weather Outlook

	Space Weather Activity	Geomagnetic Storms	Solar Radiation	Radio Blackouts
Past 24 Hours	None	None	None	None
Next 24 Hours	None	None	None	None
For further information on NOAA Space Weather Scales refer to: http://www.swpc.noaa.gov/noaa-scales-explanation For further information on Sunspot Activity refer to: https://www.swpc.noaa.gov/phenomena/sunspotssolar-cycle				



FEMA

Joint Preliminary Damage Assessments

Region	State / Location	Incident	IA	Number of Counties		Start – End
			PA	Requested	Complete	
I	MA	Snow Feb 3-4	IA	0	0	N/A
			PA	6	0	2/22 - TBD
	RI	Snow Jan 28-29	IA	0	0	N/A
			PA	5	0	TBD
II	PR	Flooding Feb 4-8	IA	7	7	2/9 - 2/22
			PA	4	2 (+2)	2/23 - TBD
III	VA	Severe Winter Storm/Snowstorm Jan 2-3	IA	0	0	N/A
			PA	32	30 (+2)	1/24 - TBD
IV	TN	Severe Ice Storm and Flooding Feb 3-4	IA	1	0	2/22 - TBD
			PA	7	7	2/14 - 2/21



FEMA

Declaration Approval – Nebraska

Declaration Type: Major Disaster Declaration FEMA-4641-DR-NE

Requested: February 10, 2022

Date Approved: February 23, 2022

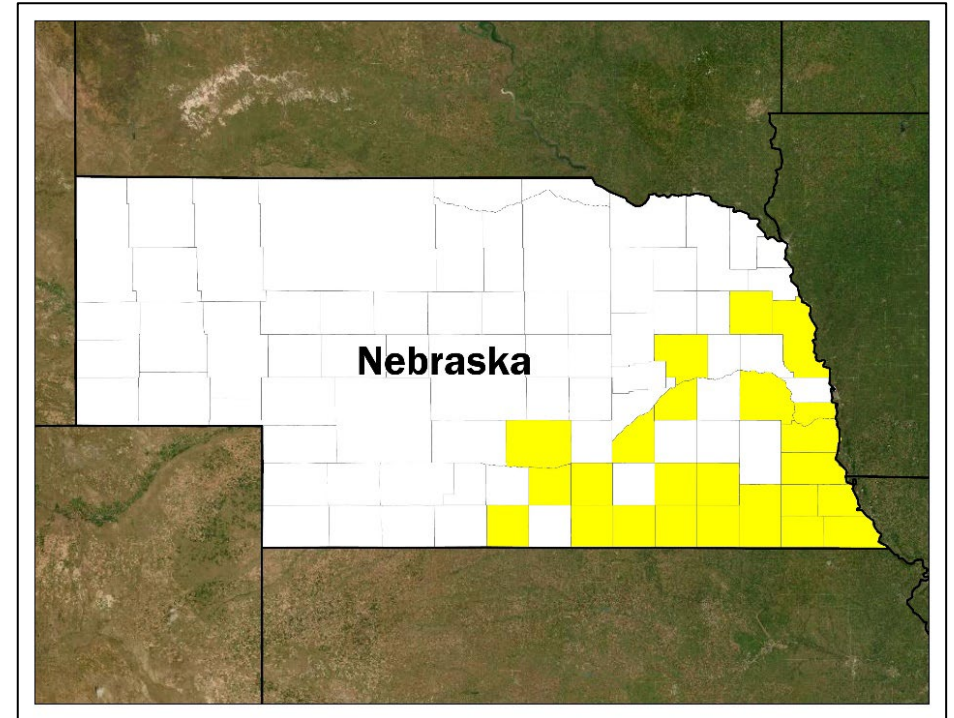
Incident: Severe storms, straight-line winds, and tornadoes

Incident Period: December 15, 2021

Provides:

- **PA:** 25 counties
- **Hazard Mitigation:** Statewide

FCO: DuWayne Tewes



■ PA



FEMA

Declaration Approval – Iowa

Declaration Type: Major Disaster Declaration FEMA-4642-DR-IA

Requested: February 2, 2022

Date Approved: February 23, 2022

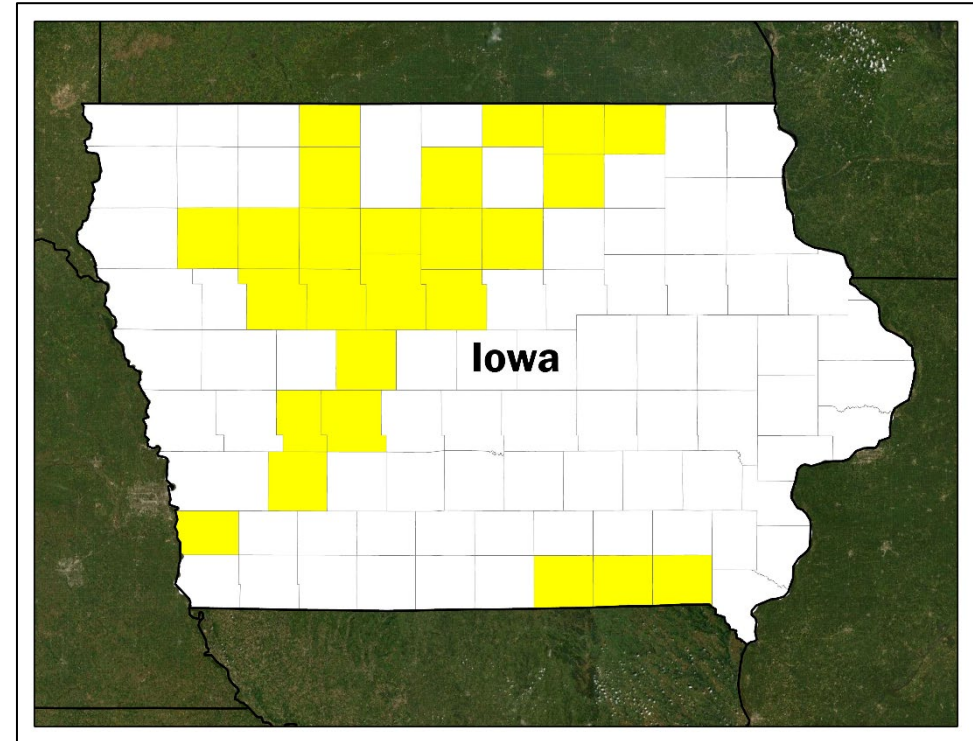
Incident: Severe storms, straight-line winds, and tornadoes

Incident Period: December 15, 2021

Provides:

- **PA:** 25 counties
- **Hazard Mitigation:** Statewide

FCO: DuWayne Tewes



■ PA



FEMA

Declaration Requests in Process – 2

State / Tribe / Territory – Incident Description	Type	IA	PA	HM	Requested
IA – Severe Storms, Straight-line Winds, and Tornadoes APPROVED	DR		X	X	Feb 2
KY – Severe Storms, Straight-line Winds, Tornadoes, Flooding, Landslides, and Mudslides	DR	X	X	X	Feb 4
NE – Severe Storms, Straight-line Winds, and Tornadoes APPROVED	DR		X	X	Feb 10
ME – Severe Storms and Flooding	DR		X	X	Feb 15



FEMA

FEMA Common Operating Picture

FEMA HQ

NWC	NRCC
Monitoring	Level III

FEMA REGIONS

Watch	RRCC
Monitoring	I
Monitoring	II
Monitoring	III
Monitoring	IV
Monitoring	V
Monitoring	VI
Alt Location	VII
Monitoring	VIII
Monitoring	IX
Monitoring	X

Notes:

NRCC & RRCCs: (COVID-19)

RV RWC: Day shift, Monitoring/Night shift remote operations (COVID-19 Protocols)

RVII RWC: COVID-19 Protocols

STATE EOCs:

NJ & NY: Remnants of Ida

PR: Earthquake recovery

DC: 1st Amendment protected activity

DE: Avian Influenza

KY: Severe weather

OK: Wildfire activity & Winter storm

TX: Winter weather

CO: Wildfires

WA: Winter storms & flooding

Surge Capacity Force

8177

Major Disasters (DR): 52

Emergency Disasters (EM): 12

★ JFOs: 15 / VJFOs: 11

● Staging Area

■ Declared County (non-COVID-19 Declarations)

□ Fully Activated

□ Partially Activated

□ Monitoring

As of 8:00 a.m. ET February 24, 2022
Created by FEMA NWC

N-IMATs

2-4 Teams Available

Red	
White	Training
Blue	
Gold	

R-IMATs

≥7 Teams Available

I	2
II	
III	3
IV-1	
IV-2	1
V	
VI-1	AR
VI-2	NM
VII	
VIII	CO
IX-1	Personnel
IX-2	CA
X	WA
FMC	PMC
NMC	Deployed

Team Status	US&R >66%	MERS > 66%	FCOs ≤ 1 Type I	IM WORKFORCE	IM CADRE AVAILABILITY SUMMARY <i>Cadres with 25% or Less Availability</i>	
Assigned:	28	36	57	14,398 (-1)	Civil Rights: 23% (27/117); External Affairs: 19% (96/517);	
Unavailable:	8	0	1	3,506 (-26)	Field Leadership: 20% (30/150); Hazard Mitigation: 24% (331/1,365);	
Deployed:	0	2 (+1)	50 (26 FCOR)	5,876 (-39)	Human Resources: 22% (40/180); Operations: 23% (85/376);	
Available:	20	34 (+1)	6	35% / 5,016 (-14)	Public Assistance: 21% (564/2,648); Planning: 19% (86/455)	



INDIVIDUAL ASSISTANCE (IA) SUMMARY

Registrations
16 K
(30-day
period complete)

Individuals and
Households Program
\$14 M
(Day 60 of 18
month active period)

Small Business Admin
Loans Approved
1200 - \$40 M

Housing Assistance
\$10 M

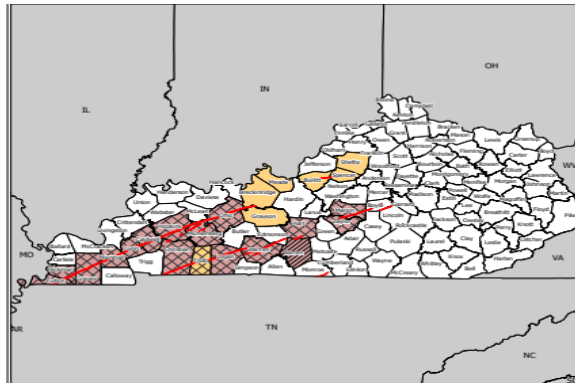
IHP Max Grants
101 - \$4 M

Other Needs
Assistance
\$4 M

Transitional Shelter Assistance
N/A

INCIDENT SUMMARY

On December 10-11, 2021, a severe weather system produced multiple, deadly tornadoes across numerous counties in Western Kentucky, causing significant damage to private and public facilities. A federal declaration (DR-4630-KY) was approved on December 12, 2021. Seven (7) amendments brought the total designated counties to 23: 17 counties for PA Categories A-G and six (6) for PA Category B only; 16 counties for IA; and all counties for Hazard Mitigation. Cost Share was amended to allow 100% cost share for the Commonwealth for a 30-day period of their choosing up to 120 days past declaration.



PUBLIC ASSISTANCE (PA) SUMMARY

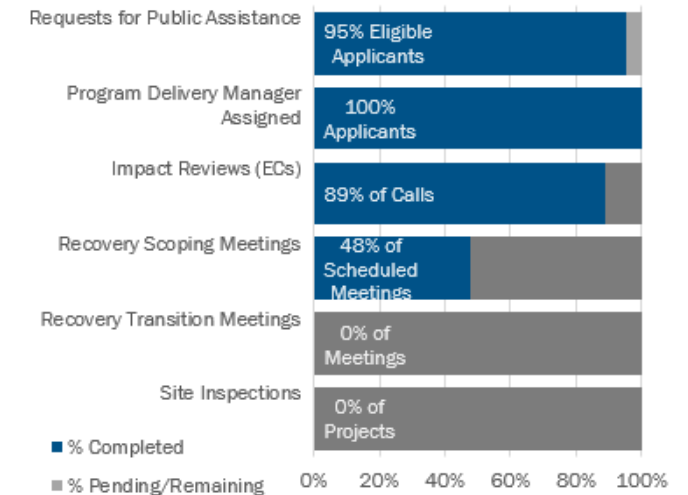
Applicants **120**

Projects **108**

\$ Obligated **\$514 K**

Est. Life of Disaster **\$334 M**

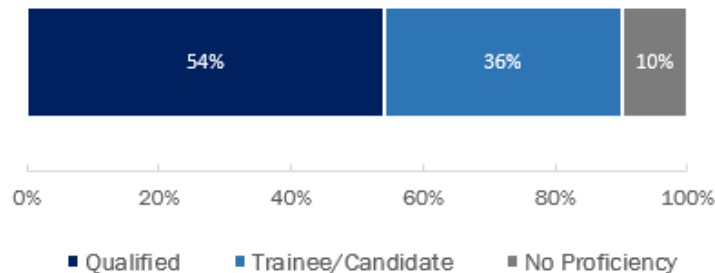
% of Phase Complete



STAFF SUMMARY

Total Staff: 491 | Coach/Evaluators: 176

Staff by Proficiency Level



FCO ASSESSMENT

Priorities

Housing
Debris/Private Property Debris Removal (PPDR)
Capacity Building
Economic Recovery

Outcomes

Housing: Adequate, resilient, accessible, and affordable housing

- Non-Congregate Sheltering
- Direct Housing

TRANSITION TIMELINE

Individual Assistance thru MARCH '22

Public Assistance thru APRIL '23

Hazard Mitigation thru AUGUST '22

Interagency Recovery Coordination TBD

FCO Senior Leadership COP Brief

Recovery Outcomes		
Housing	Housing: Adequate, resilient, accessible, and affordable housing	
	1	All survivors whose primary residences were damaged or destroyed or were displaced by the disaster have returned and re-established residence in permanent housing within the affected community
	2	Survivors can afford post-disaster permanent housing units within the affected community without post-disaster assistance
	3	Post-disaster permanent housing units in the affected community meet or exceed recognized residential codes and standards, and incorporate recommended mitigation measures appropriate to the area's hazards (e.g., flooding, fire, high winds) or include resiliency measures
	4	
	5	
Economic	Economic: Sustainable, diversified, and resilient economy	
	1	Business activities are resumed and restored, including those local and marginalized businesses and major employers
	2	Local and state government ability to facilitate and regulate business activities is restored
	3	Tax base and revenue streams from businesses are restored
	4	Communities have Comprehensive Economic Development Strategies that measures the recovery process
	5	Financial activities essential to credit and insurance coverage and flows are restored
Community Recovery	Community Recovery: Resilient recovery of SLTT communities	
	1	Community Conditions Assessment + Community Profiles
	2	Status of emergency plans, such as the Mitigation plan and Pre-Disaster Recovery Plan
	3	Community engagement and communication strategy is in place for long-term recovery plan or strategy
	4	Mitigation and recovery projects have been implemented
	5	Inclusive communications strategy developed for long-term recovery planning or strategy

Recovery Support Functions (RSF)

Recovery Outcomes		
Infrastructure	Infrastructure: Restored, modernized, hardened and resilient systems	
	1	Power systems and fuel delivery services have been repaired, modernized, and strengthened for future disasters
	2	Water systems, dams, levees, and service capacities have been repaired, modernized, and strengthened for future disasters
	3	Communications systems and services have been repaired, modernized, and strengthened against future disasters
	4	Public and private transportation systems, to include those supporting marginalized areas are repaired and reliable
	5	Government and PNP facilities have been repaired , modernized and strengthened for future disasters
Health & Social Services	HSS: Sustainable and resilient health education and social service systems	
	1	Households have safe drinking water and no hazardous and toxic materials
	2	Healthcare providers have resumed capacity to meet chronic or long-term health needs, as well as primary and emergency care
	3	Ensure survivors are provided necessary behavioral health and disaster case management services.
	4	Social Assistance programs that support vulnerable populations, e.g., have resumed delivery of financial and other materiel support and services to vulnerable segments of the community's population
	5	Schools are fully operational & providing full academic programs and can provide a safe, sanitary, and supportive environment
Natural Cultural Resources	NCR: Restored, preserved, risk-resistant and resilient resources	
	1	Natural resources in the affected community, to include socially marginalized, have been restored to protect people and ecosystems
	2	Resources associated with entertainment, education, recreation, and tourism have been repaired, and public accessibility restored
	3	Access to raw material and other commodities that sustain the local economy has been restored
	4	Sites and artifacts associated with the community's heritage and identity have been stabilized/protected, and public accessibility to these sites has been restored
	5	



FEMA

HOUSING: Adequate, resilient, accessible, and affordable housing

Recovery Outcome #1: All survivors whose primary residences were damaged or destroyed or were displaced by the disaster have returned and re-established residence in permanent housing within the affected community

Non-Congregate Sheltering

- **Background**
 - The congregate shelter mission ended on December 20, 2021
 - Non-Congregate Sheltering (NCS) used 7 state parks and 40 local hotels, and the population peaked in late December at 1,412 survivors
 - A decision to use travel trailers, as an alternative NCS, was made by the Commonwealth in early January
 - Currently there are 485 individuals in 20 non-congregate shelters along with 95 individuals occupying 25 travel trailers
- **FEMA Technical Assistance**
 - Providing programmatic and operations staff to work with Kentucky on the development of their NCS program
 - KYEM is using many of our functions and processes in placing trailers under Direct Housing as a model
 - Disaster-specific guidance was issued on January 19, 2022

HOUSING: Adequate, resilient, accessible, and affordable housing

Recovery Outcome #3: Post-disaster permanent housing units in the affected community meet or exceed recognized residential codes and standards, and incorporate recommended mitigation measures appropriate to the area hazards (e.g., flooding, fire, high winds) or include resiliency measures

Direct Housing

- Six counties were approved for Direct Housing on December 27, 2021
- Currently 167 households are eligible for Direct Housing
- The Housing Task Force is actively working on ways to expedite the delivery
- Equity considerations
- Limiting factors and solutions



FEMA

Helping people before, during, and after disasters.



Scan to subscribe to this briefing.