

FEMA National Watch Center

# Daily Operations Briefing

Saturday, February 22, 2025

8:30 a.m. ET



**FEMA**

# National Current Ops / Monitoring

---

## New Significant Incidents / Ongoing Ops

- No new significant incidents / operations

## Hazard Monitoring

- Freezing Rain/Heavy Snow – Pacific Northwest
- Rain/Thunderstorms – Texas and Louisiana

---

## Disaster Declaration Activity

- No new declaration activity

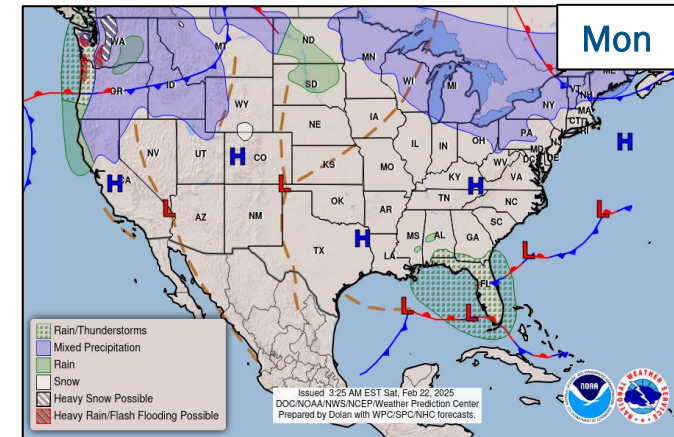
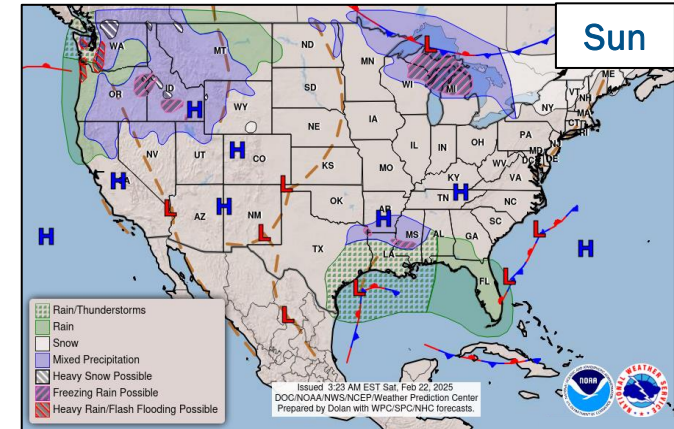
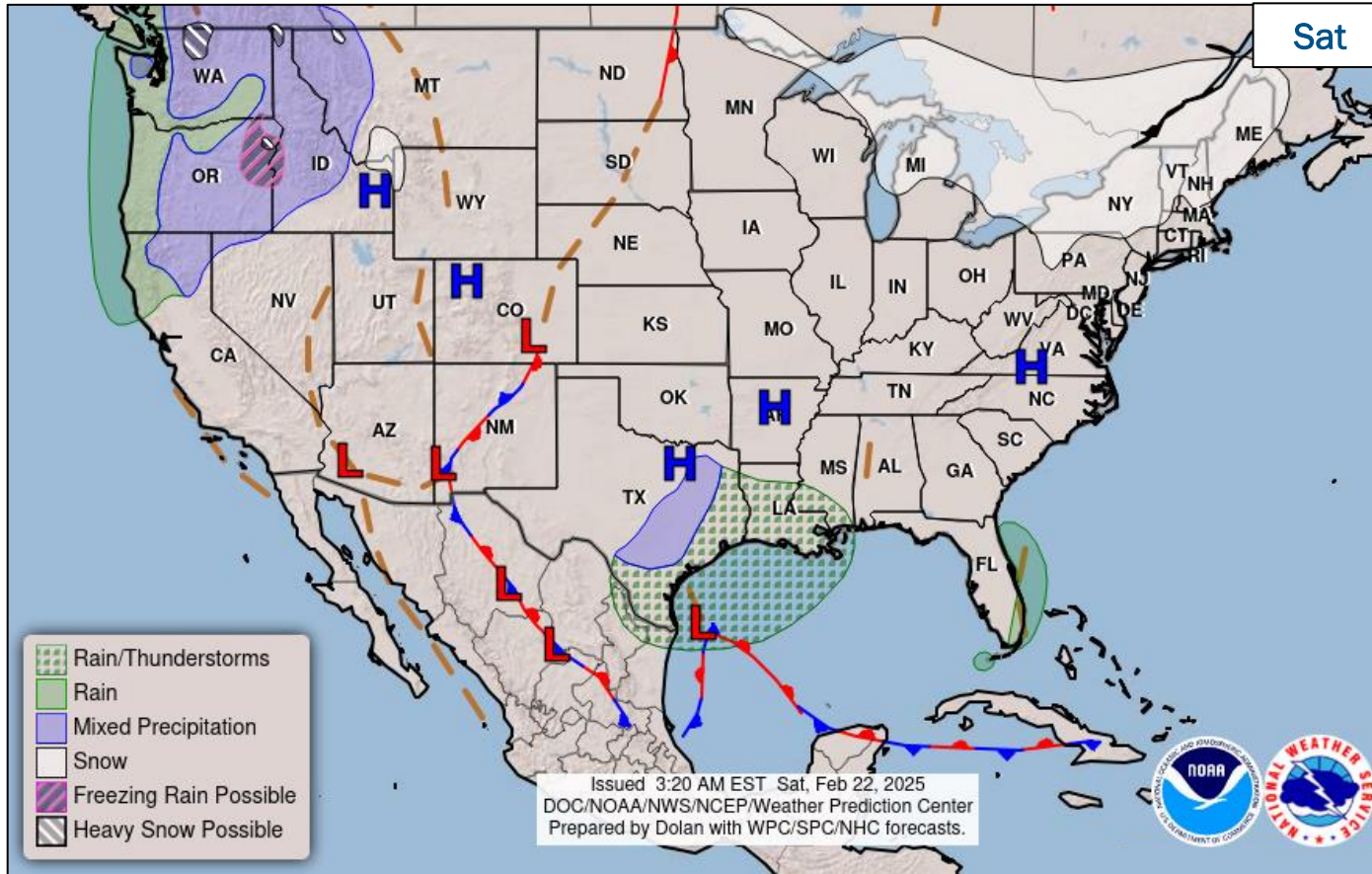
## Event Monitoring

- No significant events



**FEMA**

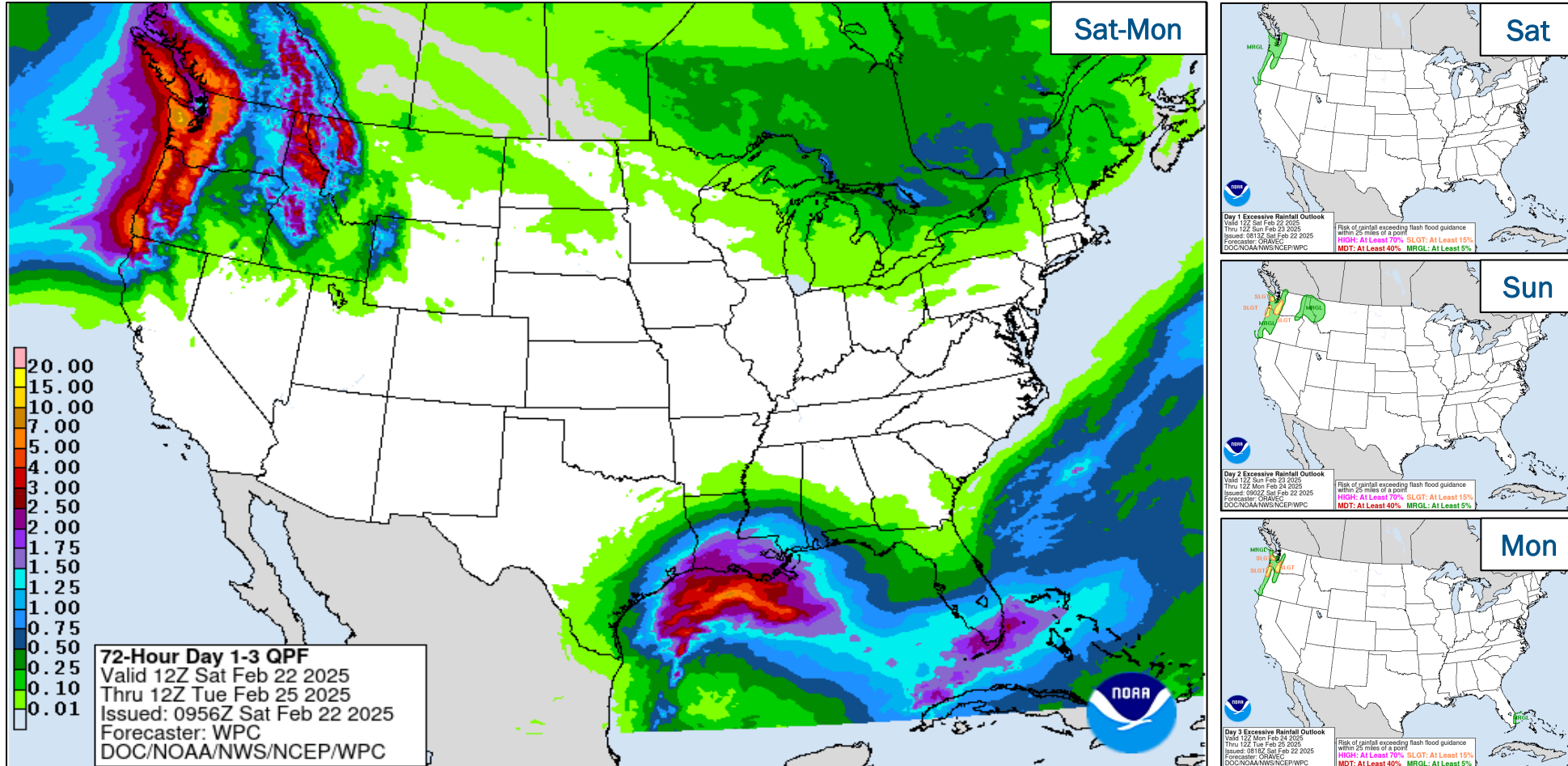
# National Weather Forecast



FEMA

National Watch Center

# Precipitation & Excessive Rainfall




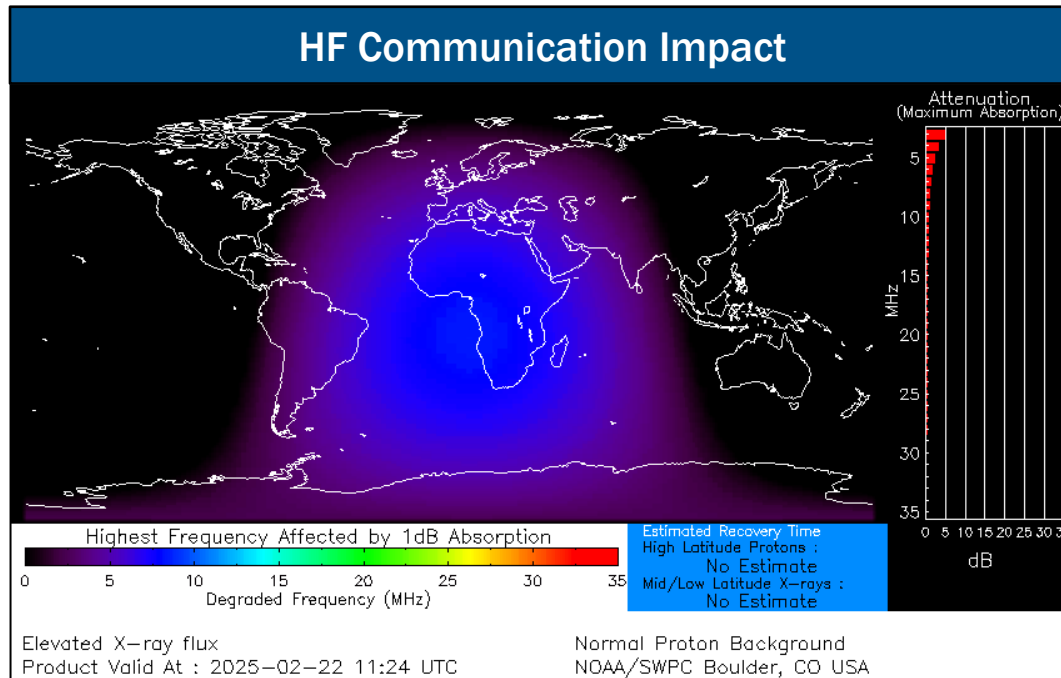
FEMA

National Watch Center

# Space Weather Outlook

Minor	Space Weather Activity	Geomagnetic Storms	Solar Radiation	Radio Blackouts
Past 24 Hours	Minor	None	None	R1
Next 24 Hours	None	None	None	None

For further information on NOAA Space Weather Scales refer to: <http://www.swpc.noaa.gov/noaa-scales-explanation>  
 For further information on Sunspot Activity refer to: <https://www.swpc.noaa.gov/phenomena/sunspotssolar-cycle>



**FEMA**

# FEMA Common Operating Picture

**33** Joint Field Offices    **93** + **9** Major Disasters    **16** Direct Housing Missions    **29** RSF-Supported Disasters    **6** Joint Recovery Offices

Saturday  
February 22, 2025  
8:30 a.m. ET

FEMA HQ	
NWC	NRCC
Monitoring	Steady State
FEMA REGIONS	
Watch	RRCC
Monitoring I	Rostered
Monitoring II	Rostered
Monitoring III	Rostered
Monitoring IV	Level III
Monitoring V	Rostered
Monitoring VI	Rostered
Monitoring VII	Rostered
Monitoring VIII	Rostered
Monitoring IX	Rostered
Monitoring X	Rostered

N-IMATs	
2-5 Teams Available	
Red	
White	Reconstituting
Blue	
Gold	
HS	DC (Jan 28)

R-IMATs	
4-6 Teams Available	
I	VT (Jan 6)
II	USVI (Oct 30)
III	
IV-1	GA (Oct 5)
IV-2	KY (Feb 16)
V	KY (Feb 18)
VI-1	1
VI-2	Personnel
VII	3 / Personnel
VIII	SD (Nov 18)
IX-1	CA (Jan 8)
IX-2	
X	2

**Notes:**

**NRCC/RWCs/RRCCs:**

- R-IV RRCC: Flooding and Severe Weather

**State EOCs:**

- HI: Wildfires
- DE/NC/TN/TX/VA/WV: Winter Storms
- NC: TC Helene
- AL/KY: Severe Weather
- FL/TN: Previous Incidents
- MT: Flood Risk

Volunteer Force	
Rostered	Deployed
7,926 (+31)	0
Surge Capacity Force	
Rostered	Deployed
8,933	8 (-1)

Fully Mission Capable (FMC)

Partially Mission Capable (PMC)

Not Mission Capable (NMC)

Deployed

REGIONAL BREAKDOWN				
	JFO	DR	EM	JRO
I	3	13	1	0
II	4	7	0	2
III	2	6	1	0
IV	7	28	7	1
V	0	0	0	0
VI	2	5	0	3
VII	4	14	0	0
VIII	3	3	0	0
IX	3	6	0	0
X	5	11	0	0



**Presidio, CA**  
DR-4482-CA  
• MERS

**Pasadena, CA**  
DR-4856-CA  
• R-IX IMAT-1

**Rapid City, SD**  
DR-4842-CRST  
• R-VIII IMAT

**Fort Campbell, KY**  
EM-3624-KY  
• SMT Sterling  
• SMT Puerto Rico

**Frankfort, KY**  
EM-3624-KY  
• R-IV IMAT-2  
• MERS

**Lexington, KY**  
EM-3624-KY  
• ISB Bravo

**London, KY**  
EM-3624-KY  
• R-V IMAT  
• MERS

**Williston, VT**  
DR-4810-VT  
• R-I IMAT

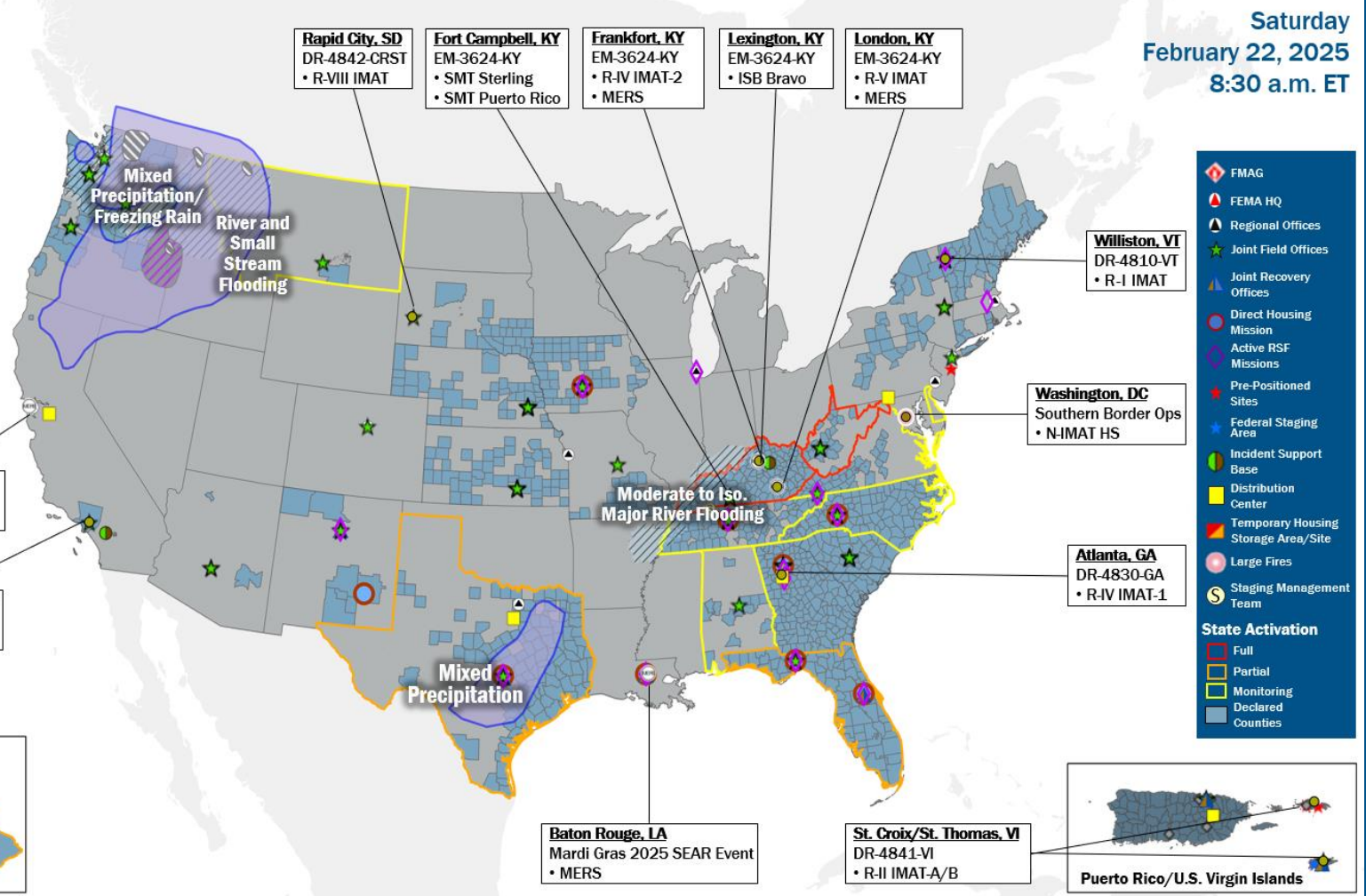
**Washington, DC**  
Southern Border Ops  
• N-IMAT HS

**Atlanta, GA**  
DR-4830-GA  
• R-IV IMAT-1

**Baton Rouge, LA**  
Mardi Gras 2025 SEAR Event  
• MERS

**St. Croix/St. Thomas, VI**  
DR-4841-VI  
• R-II IMAT-A/B

Puerto Rico/U.S. Virgin Islands



## IM Workforce

14,203 (+2) Assigned  
4,883 (-2) Unavailable  
7,076 (-44) Deployed

16% / 2,244 (+48) Available

## IM Cadre Availability

19 Cadres ≤ 25% Availability

Civil Rights: 18% (33/179); Disaster Field Training Operations: 22% (22/98); Disability Integration: 13% (5/39); Disaster Survivor Assistance: 21% (277/1303); External Affairs: 6% (25/396); Environmental Planning and Historic Preservation: 13% (114/883); Field Leadership: 13% (20/149); Financial Management: 20% (47/230); Hazard Mitigation: 10% (127/1,224); Human Resources: 16% (29/184); Individual Assistance: 12% (328/2,652); Interagency Recovery Coordination: 23% (78/342); Information Technology: 20% (141/713); Logistics: 9% (154/1,675); Operations: 16% (59/372); Public Assistance: 13% (290/2,308); Planning: 8% (38/470); Safety: 9% (8/94); Security: 10% (14/136)

**MERS**  
≥ 66%

36 Assigned  
0 Unavailable  
2 Deployed

34 Available

**US&R**  
≥ 66%

28 Assigned  
2 (+1) Unavailable  
1 (-2) Deployed

25 (+1) Available

**FCO**  
≤ 1 Type I

54 Assigned  
6 Unavailable  
45 (26 FCOR) Deployed

3 Available

# Joint Preliminary Damage Assessments

Region	State / Location	Incident	IA	Number of Counties		Start - End
			PA	Requested	Complete	
III	VA	Flooding, Severe Storms, Tornadoes, and Winter Storms Feb 10 and continuing	IA	7	0	2/18 - TBD
			PA	7	0	2/18 - TBD
	WV	Flooding, Landslides, Mudslides, Severe Storms, and Straight-line Winds Feb 15 and continuing	IA	13	0	2/19 - TBD
			PA	13	0	2/19 - TBD
VI	LA	Winter Weather January 20-23	IA	0	0	N/A
			PA	22	0	2/12 - TBD



**FEMA**

# Declaration Requests in Process – 8

State / Tribe / Territory – Incident Description	Type	IA	PA	HM	Requested
NY – Severe Storms, Tornadoes, Straight-line Winds, and Flooding	EM		X		Jul 20
CA – Park and Borel Fires (Appeal)	DR	X	X	X	Dec 2
OK – Severe Storms, Straight-line Winds, Tornadoes, and Flooding	DR	X		X	Dec 20
WA – Severe Storms, Straight-line Winds, Flooding, Landslides, and Mudslides	DR		X	X	Jan 14
KY – Severe Winter Storms and Snowstorms	DR		X	X	Jan 30
VA – Severe Winter Storms, Tornadoes, and Flooding	DR	X	X	X	Feb 16
WV - Severe Storm, Straight-line Winds, Flooding, Landslides, and Mudslides	DR	X	X		Feb 17
KY – Severe Storms, Straight-line Winds, Flooding, Landslides, and Mudslides	DR	X	X	X	Feb 18



**FEMA**



# FEMA

Helping people before, during, and after disasters.



*Scan to subscribe to this briefing.*