

FEMA National Watch Center

# Daily Operations Briefing

Tuesday, February 21, 2023

8:30 a.m. ET



**FEMA**

# National Current Ops / Monitoring

---

## New Significant Incidents / Ongoing Ops

- No significant incidents / operations

## Hazard Monitoring

- Heavy Snow – Pacific Northwest, Northern/Central Rockies, and Upper Mississippi Valley
- Mixed Precipitation – Pacific Northwest, the Rockies, Northern/Central Plains, and Northeast
- Freezing Rain – Northern Plains

---

## Disaster Declaration Activity

- Approval: Major Disaster – Rosebud Sioux Tribe
- Approval: Major Disaster – Oglala Sioux Tribe

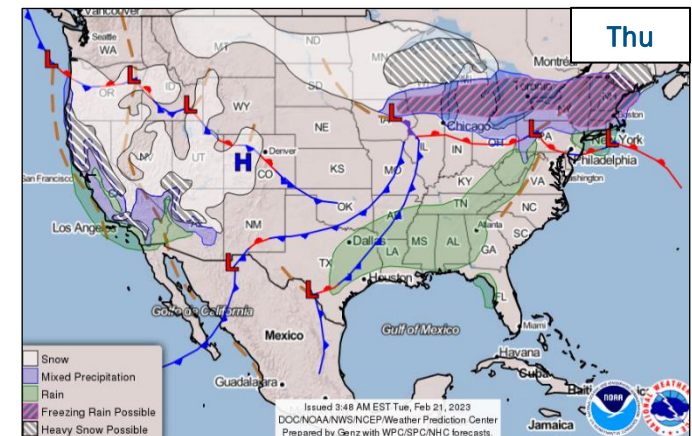
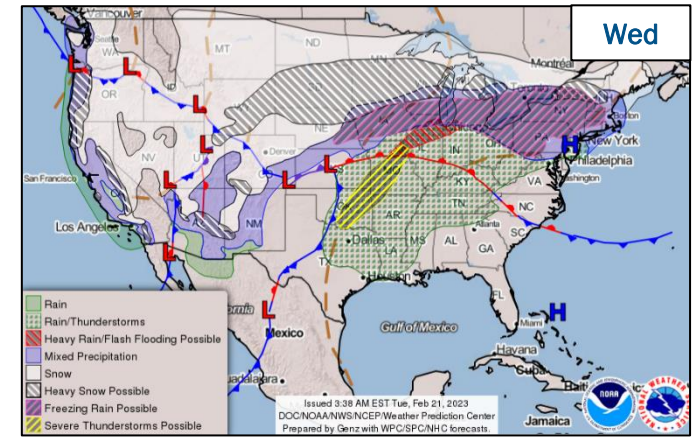
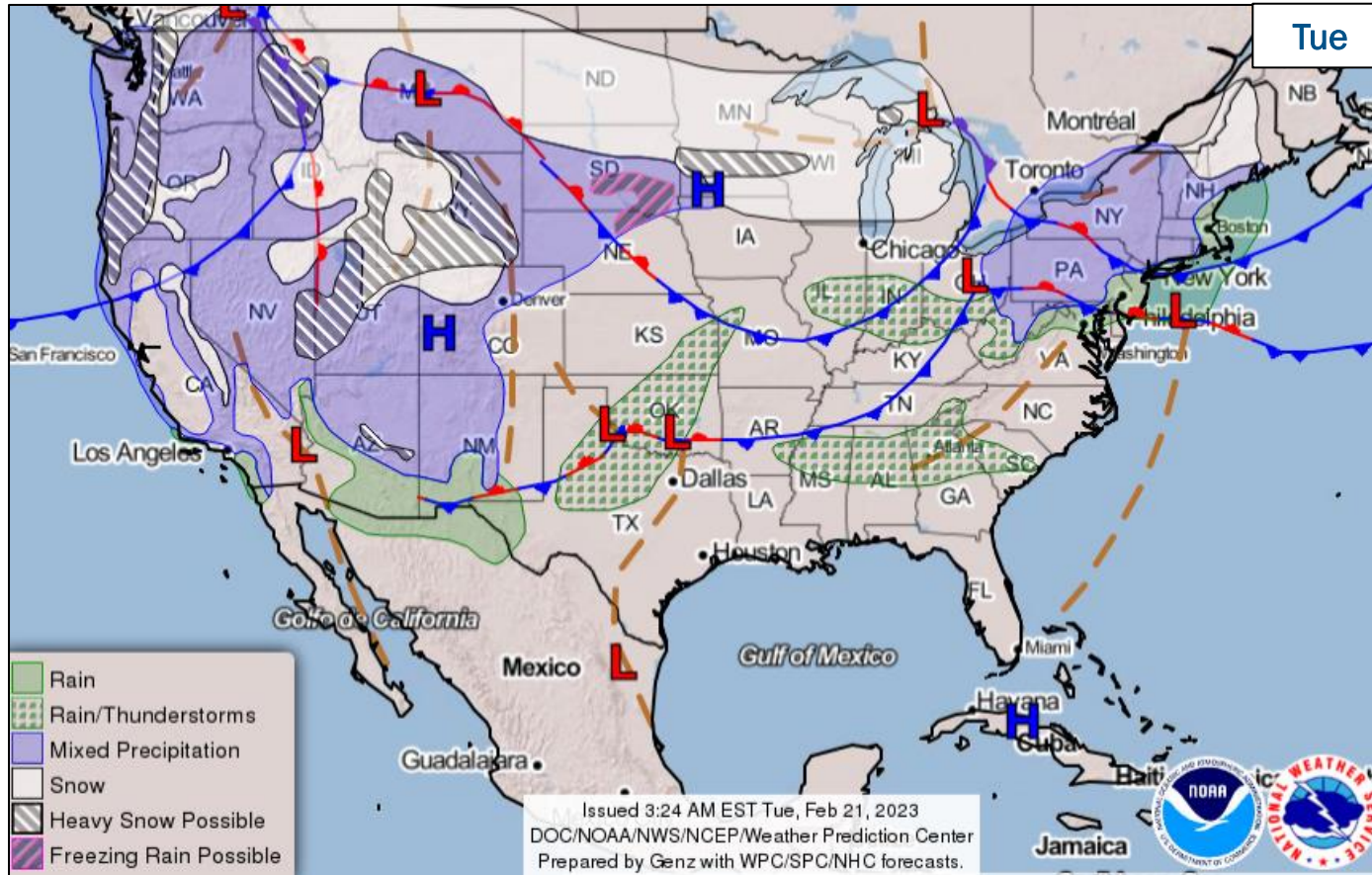
## Event Monitoring

- No significant events



**FEMA**

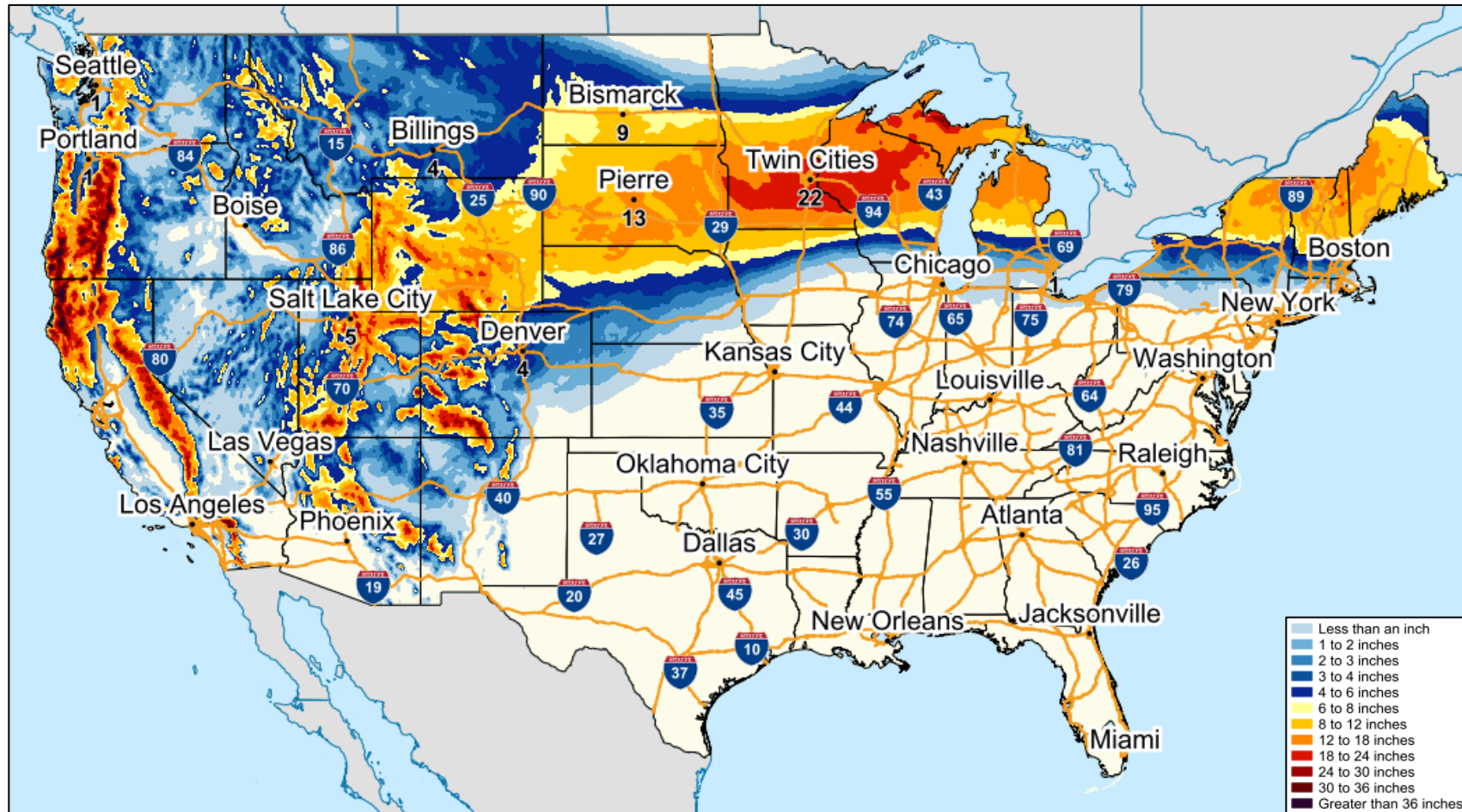
# National Weather Forecast



FEMA

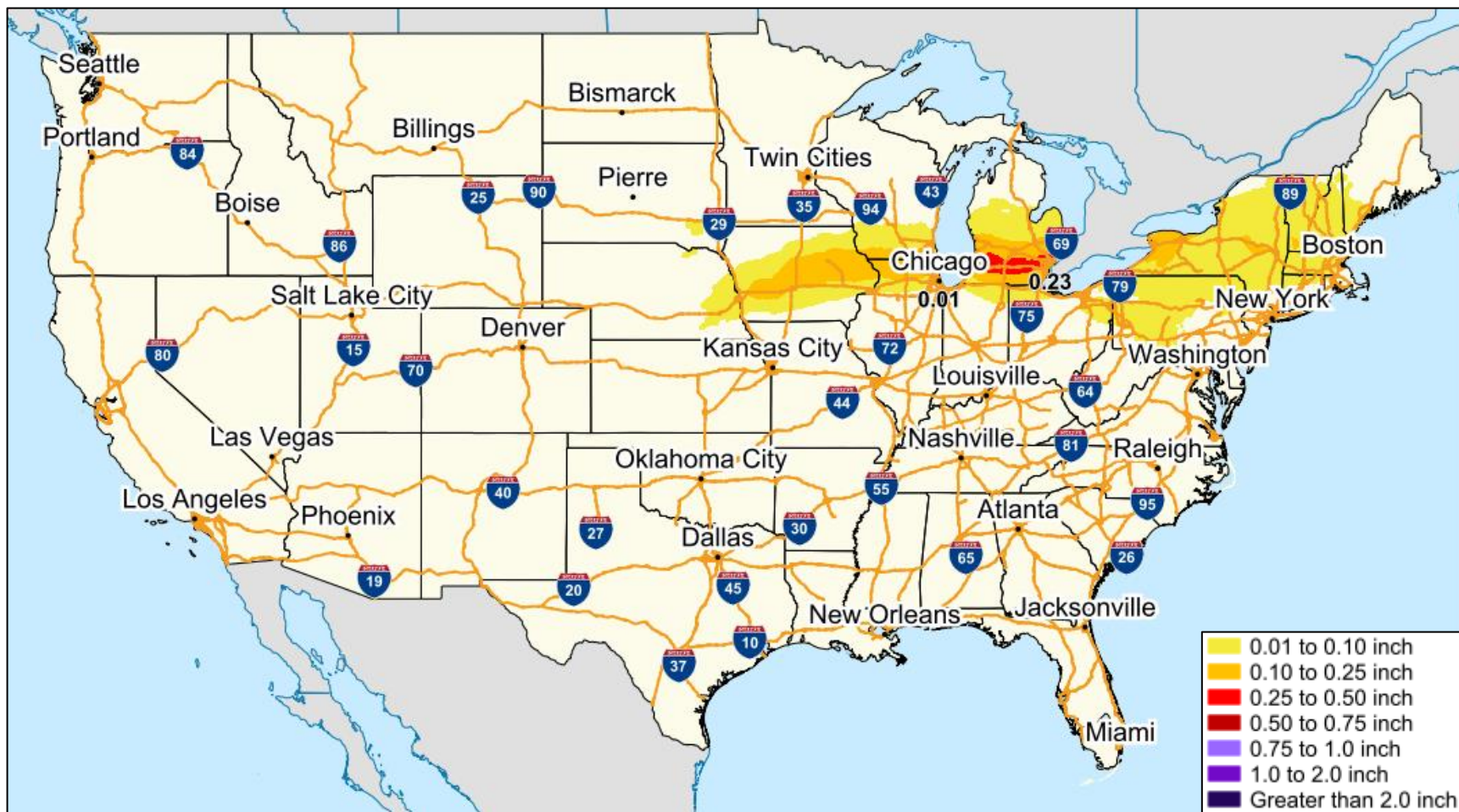
National Watch Center

# Snowfall Forecast



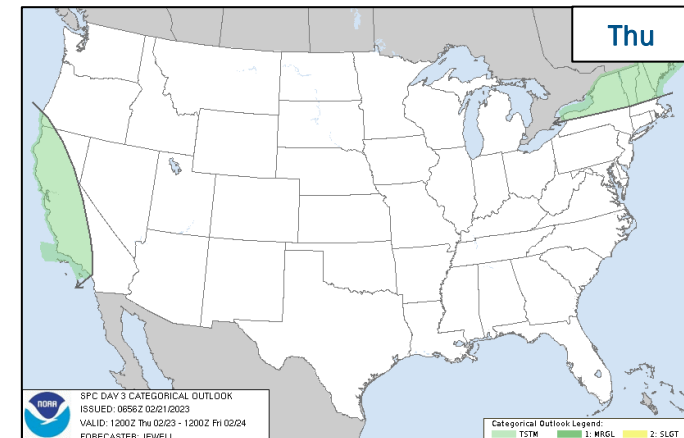
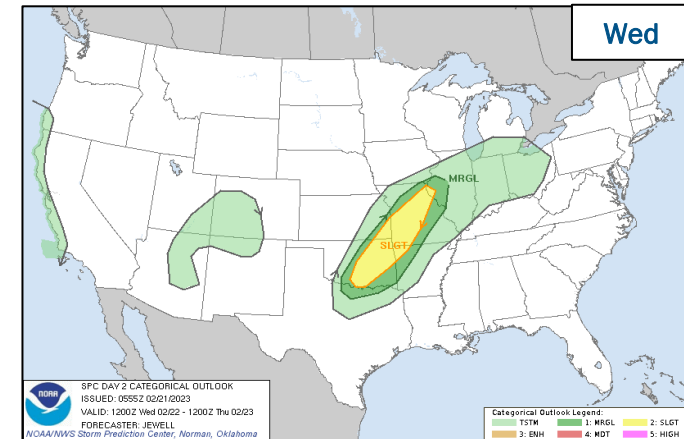
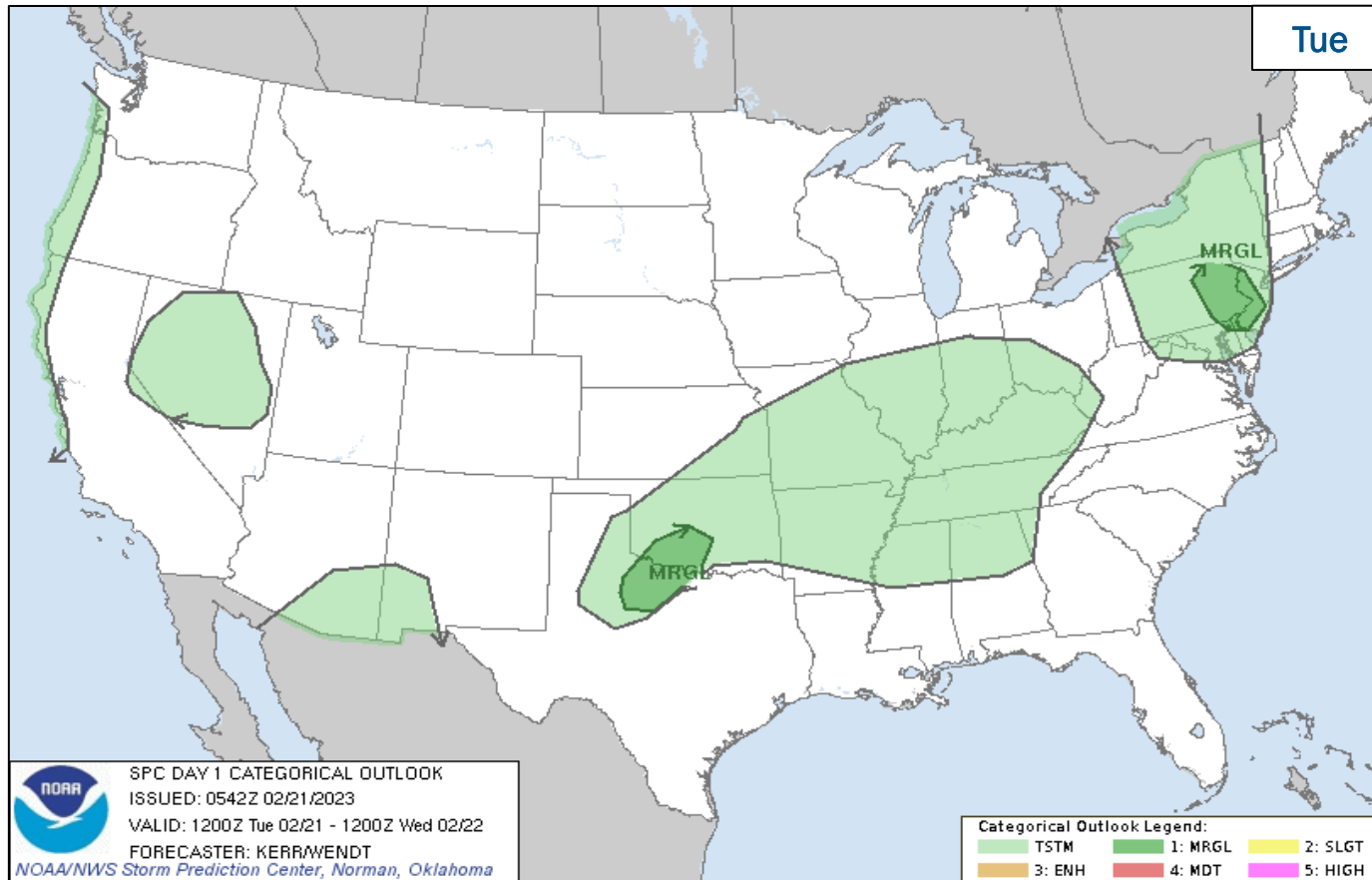
FEMA

# Ice Accumulation Forecast



FEMA

# Severe Weather Outlook



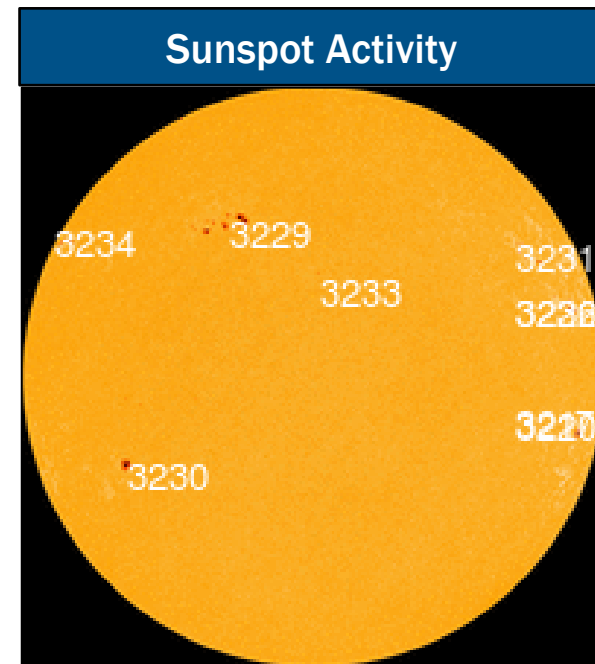
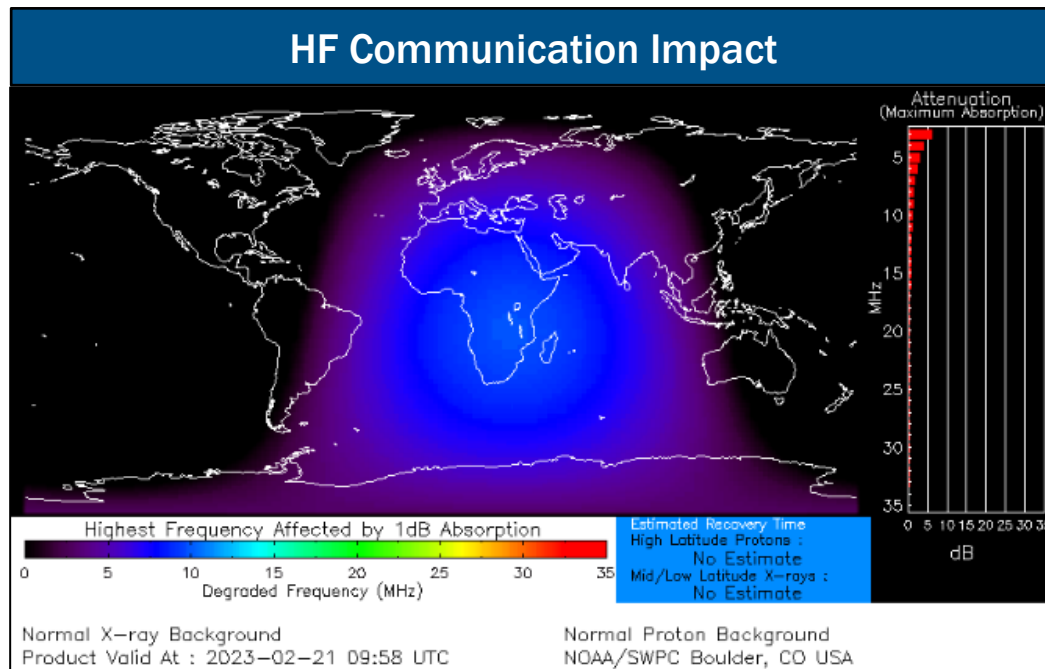
FEMA

National Watch Center

# Space Weather Outlook

	Space Weather Activity	Geomagnetic Storms	Solar Radiation	Radio Blackouts
Past 24 Hours	Minor	None	None	R1
Next 24 Hours	Minor	None	None	None

For further information on NOAA Space Weather Scales refer to: <http://www.swpc.noaa.gov/noaa-scales-explanation>  
 For further information on Sunspot Activity refer to: <https://www.swpc.noaa.gov/phenomena/sunspotssolar-cycle>



FEMA

# FEMA Common Operating Picture

**11**  
Joint Field  
Offices

**9**  
Virtual Joint  
Field Offices

**51**  
Major  
Disasters

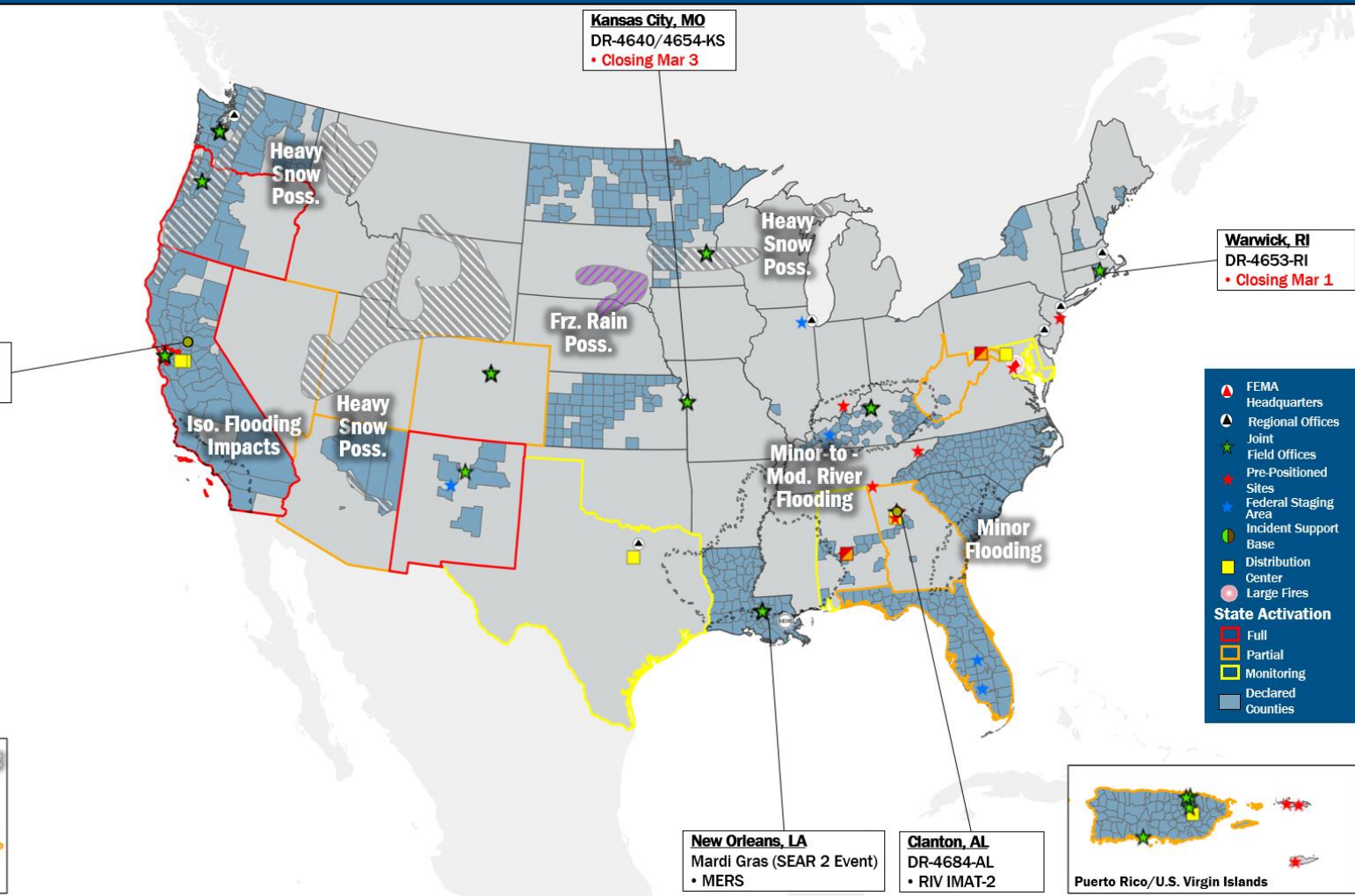
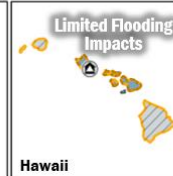

**10**  
Emergency  
Declarations

Tuesday  
February 21, 2023  
8:30 a.m. ET

FEMA HQ		
NWC	NRCC	
Monitoring	Rostered	
FEMA REGIONS		
Watch	RRCC	
Monitoring	I	Rostered
Monitoring	II	Rostered
Monitoring	III	Rostered
Monitoring	IV	Rostered
Monitoring	V	Rostered
Monitoring	VI	Rostered
Monitoring	VII	Rostered
Monitoring	VIII	Rostered
Monitoring	IX	Rostered
Monitoring	X	Rostered
Notes:		
RWCs/RRCCs:	STATE EOCs:	
	<ul style="list-style-type: none"> <li>PR: TC Fiona</li> <li>AL/GA/WV: Severe Weather</li> <li>FL: TC Ian</li> <li>CA/HI/NM: Flooding</li> <li>NM: Wildfires</li> <li>TX: Ongoing Operations</li> <li>CO: Avian Influenza, Public Health Support and Suncoir Refinery</li> <li>AZ/CO: SW Border Coordination</li> <li>AS/CA: Seismic Activity</li> <li>OR: RSV, Influenza Surge, and Homeless State of Emergency</li> <li>UT: NBA All Star Game</li> </ul>	
Surge Capacity Force		
Rostered	Deployed	
7,661	0	

N-IMATs	
2-4 Teams Available	
Red	
White	
Blue	
Gold	
R-IMATs	
≥ 7 Teams Available	
I	1
II	
III	
IV-1	
IV-2	AL
V	OH
VI-1	Personnel
VI-2	
VII	2
VIII	
IX-1	CA
IX-2	CA
X	Personnel
<ul style="list-style-type: none"> <li>Fully Mission Capable (FMC)</li> <li>Partially Mission Capable (PMC)</li> <li>Not Mission Capable (NMC)</li> <li>Deployed</li> </ul>	

REGIONAL BREAKDOWN			
JFO/VJFO	DR	EM	
I	1/0	4	0
II	2/3	3	4
III	0/0	3	0
IV	3/1	10	3
V	2/0	4	0
VI	1/1	2	3
VII	0/1	2	0
VIII	0/1	4	0
IX	0/1	7	0
X	2/1	12	0



## IM Workforce

13,262 Assigned  
 3,737 (-43) Unavailable  
 5,662 (-6) Deployed

29% / 3,863 (+49) Available

## IM Cadre Availability ≤ 25% Availability

Civil Rights: 20% (25/122); Disaster Field Training Operations: 25% (23/91) Disability Integration: 10% (6/61); Environmental Planning and Historic Preservation: 20% (166/834); Field Leadership: 20% (29/144); Hazard Mitigation: 15% (178/1,217); Human Resources: 18% (29/161); Logistics: 25% (355/1,405); Operations: 21% (75/357); Public Assistance: 12% (255/2,171); Planning: 19% (87/469); Safety 22% (18/81); Security: 21% (31/146)

**MERS**  
≥ 66%

36 Assigned  
 0 Unavailable  
 2 Deployed

34 Available

**US&R**  
≥ 66%

28 Assigned  
 4 Unavailable  
 0 Deployed

24 Available

**FCO**  
≤ 1 Type I

50 Assigned  
 4 Unavailable  
 38 (23 FCOR) Deployed

8 Available



# Joint Preliminary Damage Assessments

Region	State / Location	Incident	IA	Number of Counties		Start - End
			PA	Requested	Complete	
I	ME	Severe Winter Storm Dec 23-24	IA	0	0	N/A
			PA	8	4	1/9 - TBD
II	NY	Severe Winter Storm Dec 23-25	IA	0	0	N/A
			PA	5	0	1/24 - TBD



**FEMA**

# Declaration Approval – Oglala Sioux Tribe

**Declaration:** Major Disaster Declaration – FEMA-4688-DR

**Requested:** Jan 19

**Date Approved:** Feb 20

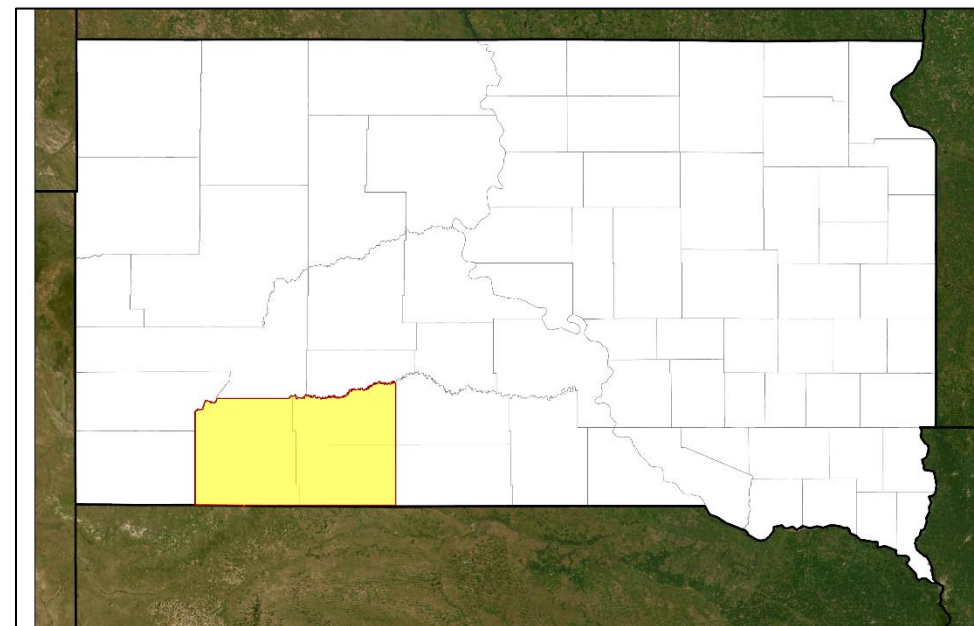
**Incident:** Severe Winter Storms and Snowstorm

**Incident Period:** Dec 12-25

**Provides:**

- **Public Assistance:** Oglala Sioux Tribe of the Pine Ridge Reservation (emergency protective measures and permanent work [Categories B-G])
- **Hazard Mitigation:** Oglala Sioux Tribe of the Pine Ridge Reservation

**FCO:** Alana B. Kuhn



■ PA



**FEMA**

# Declaration Approval – Rosebud Sioux Tribe

**Declaration:** Major Disaster Declaration – FEMA-4687-DR

**Requested:** Jan 13

**Date Approved:** Feb 20

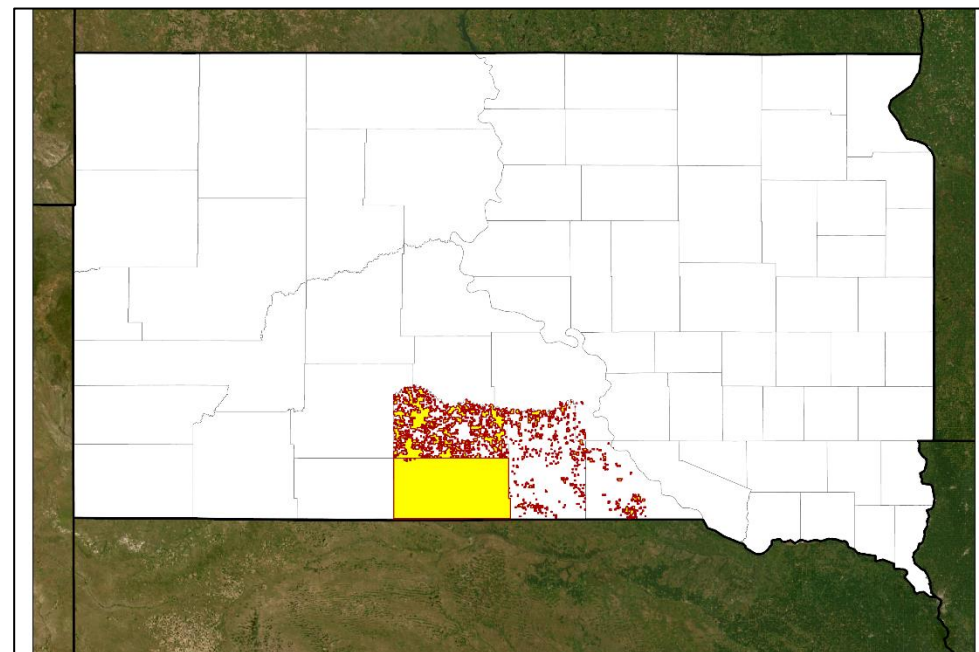
**Incident:** Severe Winter Storms and Snowstorm

**Incident Period:** Dec 12-25

**Provides:**

- **Public Assistance:** Rosebud Sioux Tribe of the Rosebud Indian Reservation (emergency protective measures and permanent work [Categories B-G])
- **Hazard Mitigation:** Rosebud Sioux Tribe of the Rosebud Indian Reservation

**FCO:** Alana B. Kuhn



■ PA



**FEMA**

# Declaration Requests in Process – 6

State / Tribe / Territory – Incident Description	Type	IA	PA	HM	Requested
Choctaw Nation of Oklahoma – Tornadoes	DR		X	X	Jan 3
Oglala Sioux Tribe – Severe Winter Storms and Snowstorms – <a href="#">Approved</a>	DR		X	X	Jan 19
Rosebud Sioux Tribe – Severe Winter Storms and Snowstorms – <a href="#">Approved</a>	DR		X	X	Jan 13
Muscogee (Creek) Nation – Severe Winter Storm	DR		X	X	Feb 13
HI – Mauna Loa Volcanic Eruption	DR		X	X	Jan 20
WV – Severe Storms, Flooding, Landslides, and Mudslides (Appeal)	DR	X	X	X	Jan 27
TX – Severe Storms and Tornadoes	DR	X		X	Feb 7
SD – Severe Winter Storm and Snowstorm	DR		X	X	Feb 9



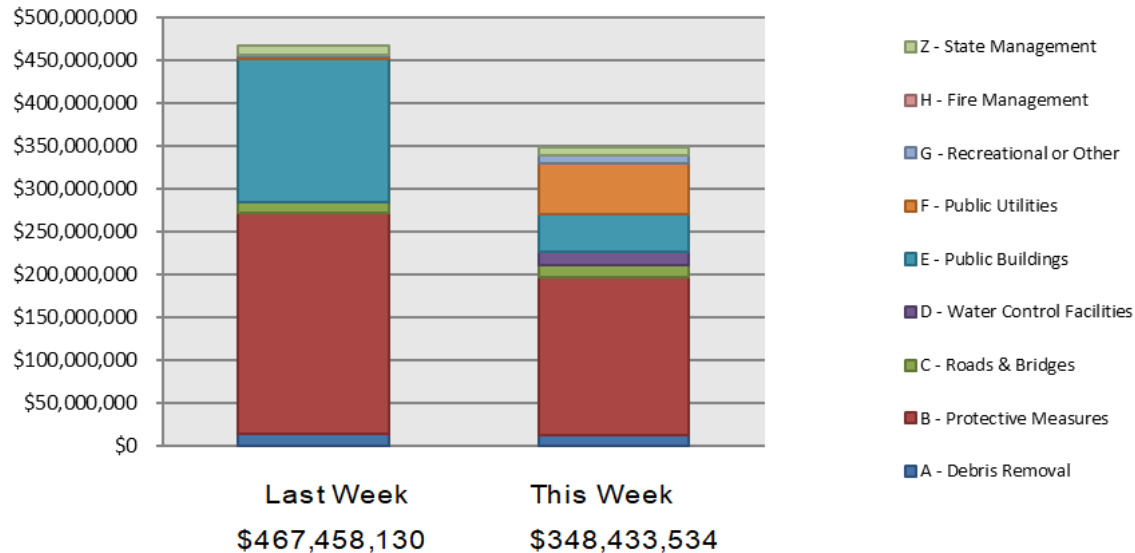
**FEMA**

# Public Assistance Grant Program

## PA Project Worksheets Obligated in past week, as of 02/20/2023 at 1500 EDT

PA Category	Emergency Work		Permanent Work				H - Fire Management	Z - State Management	Total	
	A - Debris Removal	B - Protective Measures	C - Roads & Bridges	D - Water Control Facilities	E - Public Buildings	F - Public Utilities				G - Recreational or Other
Number Of PWs Obligated	20	350	73	14	46	24	30	0	79	636
Federal Share Obligated	\$11,884,912.29	\$185,191,830.16	\$13,949,473.77	\$15,839,772	\$44,039,596.02	\$59,094,346.15	\$8,467,490.24	\$0	\$9,966,113.58	\$348,433,534.27

## Public Assistance Obligated per Category 2/6/2023 through 02/20/2023



## COVID-19 Obligated as of 02/20/2023

- Total Public Assistance Obligated: \$60,882,167,056

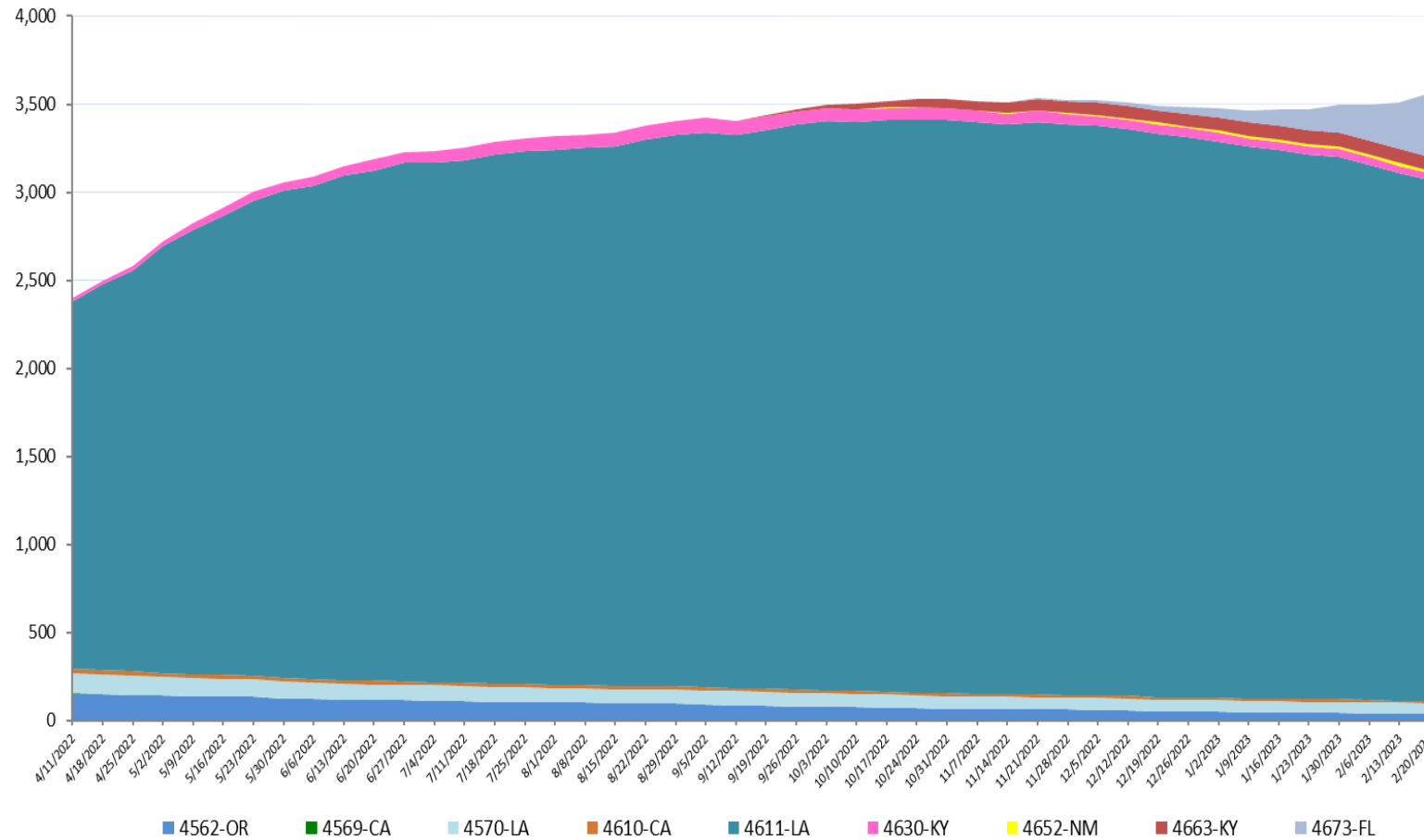
## This Week's PA Highlights

- In 4559-LA  
\$56.9 Million obligated for Category F - Public Utilities
- In 4482-CA  
\$15 Million obligated for Category B - Protective Measures
- In 4485-TX  
\$31 Million obligated for Category B - Protective Measures

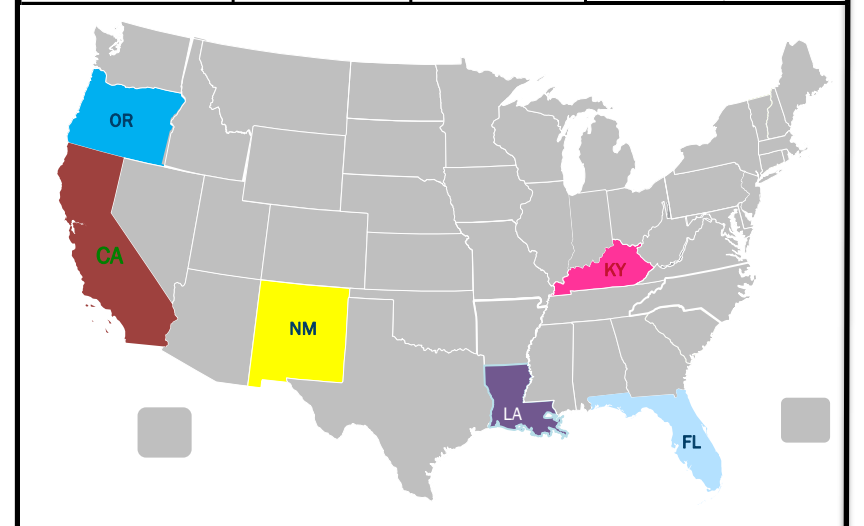
# Direct Housing

## Total Households in FEMA Direct Housing per State

Past Year per Week, 4/11/2022 – 02/20/2023. There are currently **4,218** Households Occupying **4,248** Temporary Units.



DR	IA Declaration Date	Program End Date	Current # of Households in Direct Housing (Weekly Change)
4673-FL	9/29/2022	3/29/2024	356 (63)
4663-KY	7/29/2022	1/29/2024	81 (-1)
4652-NM	5/4/2022	11/4/2023	15 (0)
4630-KY	12/12/2021	6/13/2023	40 (0)
4611-LA	8/29/2021	2/28/2023	2958 (-39)
4610-CA	8/24/2021	2/24/2023	11 (0)
4570-LA	10/16/2020	4/16/2022	61 (-1)
4562-OR	9/15/2020	3/15/2022	38 (-2)
4559-LA	8/28/2020	2/28/2022	658 (-10)



States with Currently Occupied Units



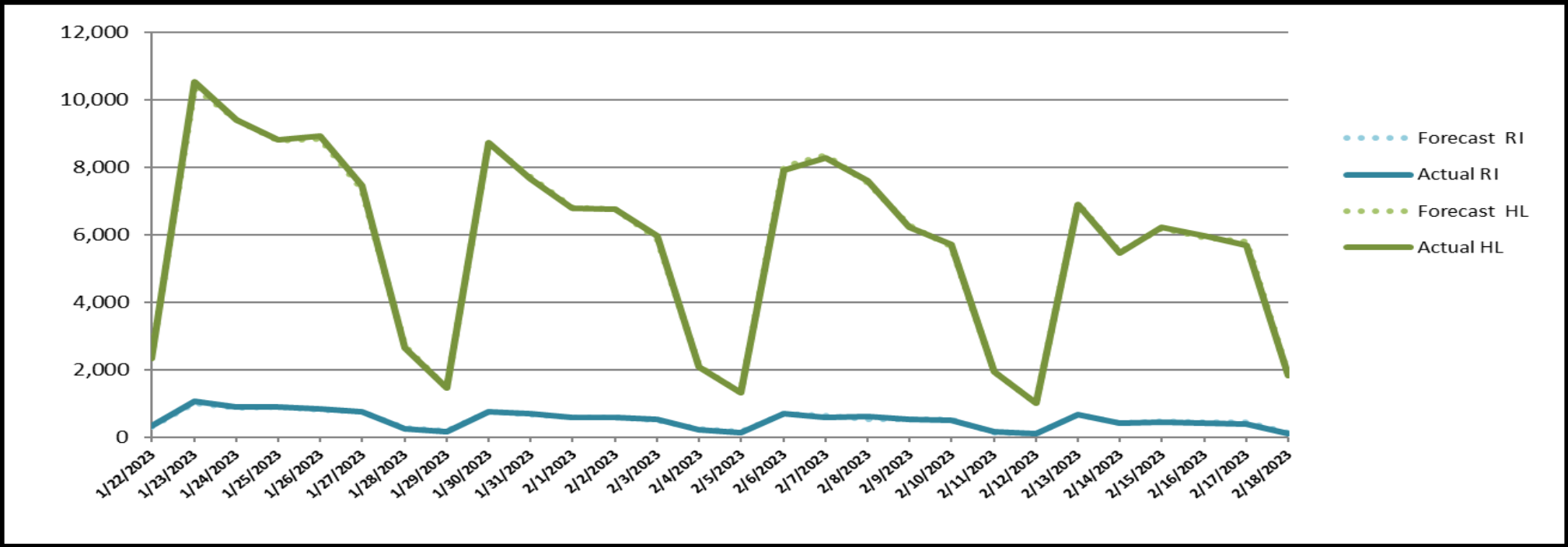
FEMA

National Watch Center

# NPSC Call Activity

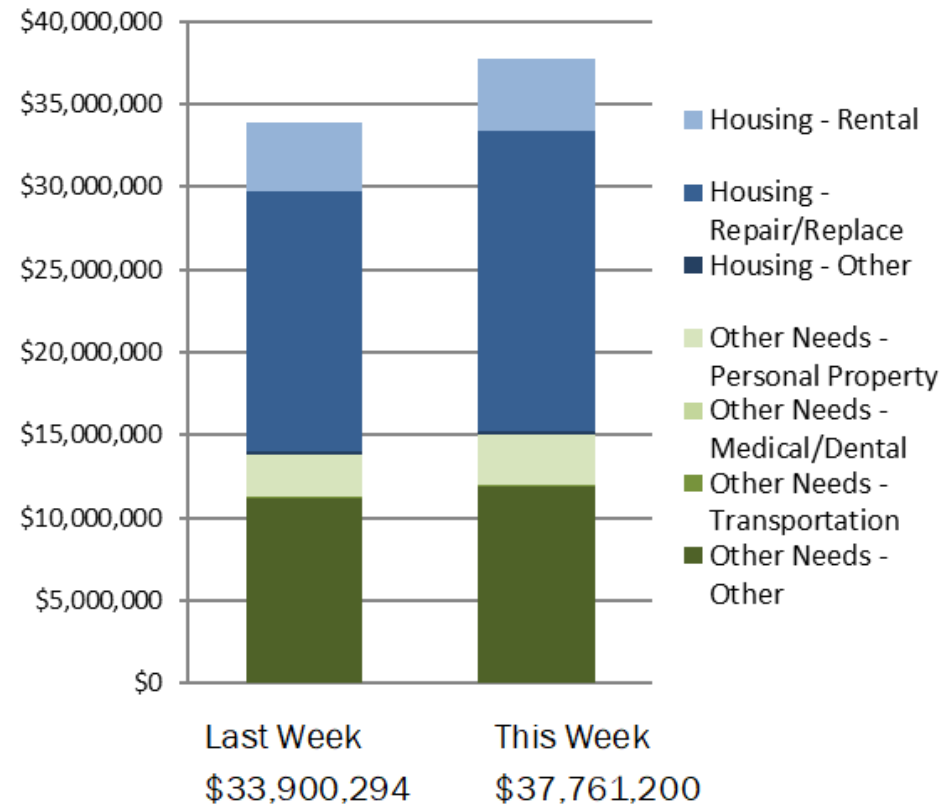
NPSC Call Activity in the Past Week 2/12/2023 through 2/18/2023		
Call Type	Projected Calls	Actual Calls
Registration Intake:	3,287	3,313
Helpline:	39,197	39,063
<b>Combined:</b>	<b>42,484</b>	<b>42,376</b>

NPSC Call Forecasting and Actual Calls Over the Past 4 Weeks  
1/22/2023 through 2/18/2023



# Individual Assistance Activity

IHP Approved per Category in the Past  
2 Weeks – 02/06/2023 through 02/20/2023







# FEMA

Helping people before, during, and after disasters.



*Scan to subscribe to this briefing.*