

FEMA National Watch Center

Daily Operations Briefing

Monday, February 19, 2024

8:30 a.m. ET



FEMA

National Current Ops / Monitoring

New Significant Incidents / Ongoing Ops

- No new significant incidents / operations

Hazard Monitoring

- Heavy Rain/Flash Flooding – California
- Heavy Snow – California
- Severe Thunderstorms – California
- Freezing Rain – Northern Intermountain
- Mixed Precipitation – Pacific Northwest and California to the Central Great Basin

Disaster Declaration Activity

- No new declaration activity

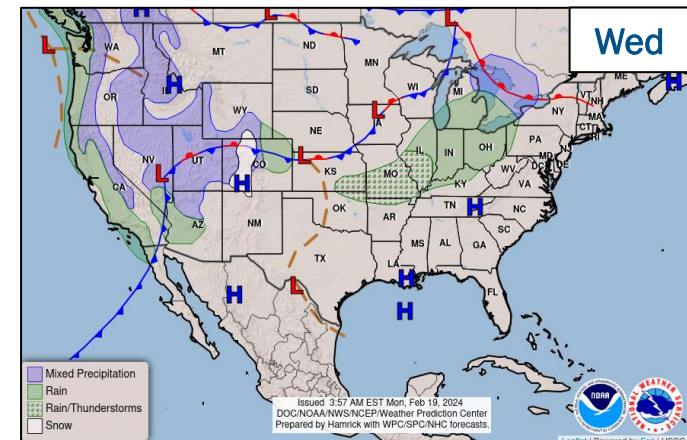
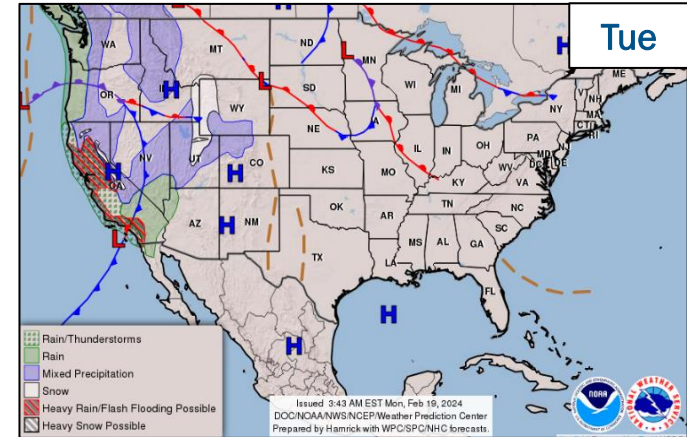
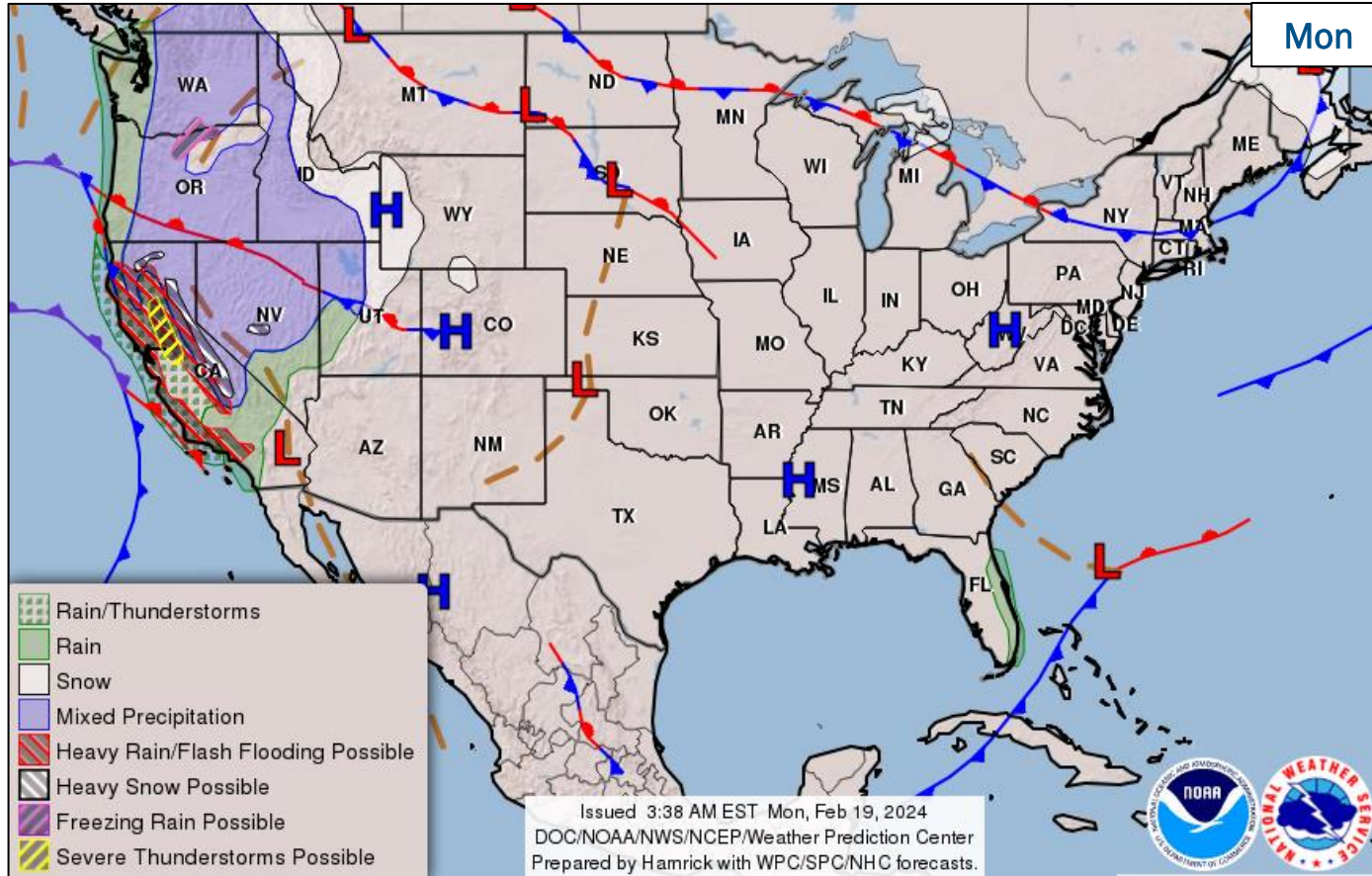
Event Monitoring

- No new significant events



FEMA

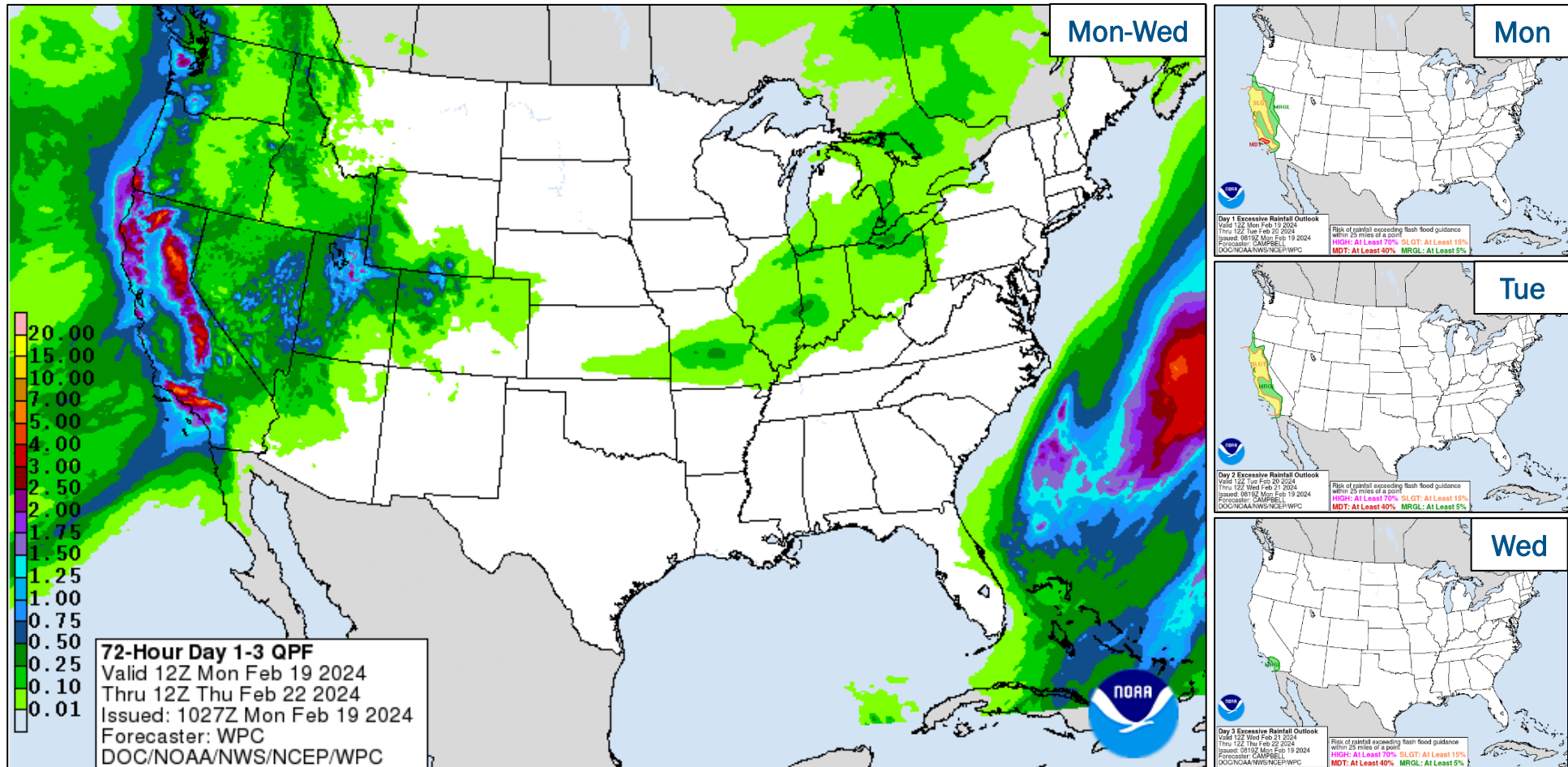
National Weather Forecast



FEMA

National Watch Center

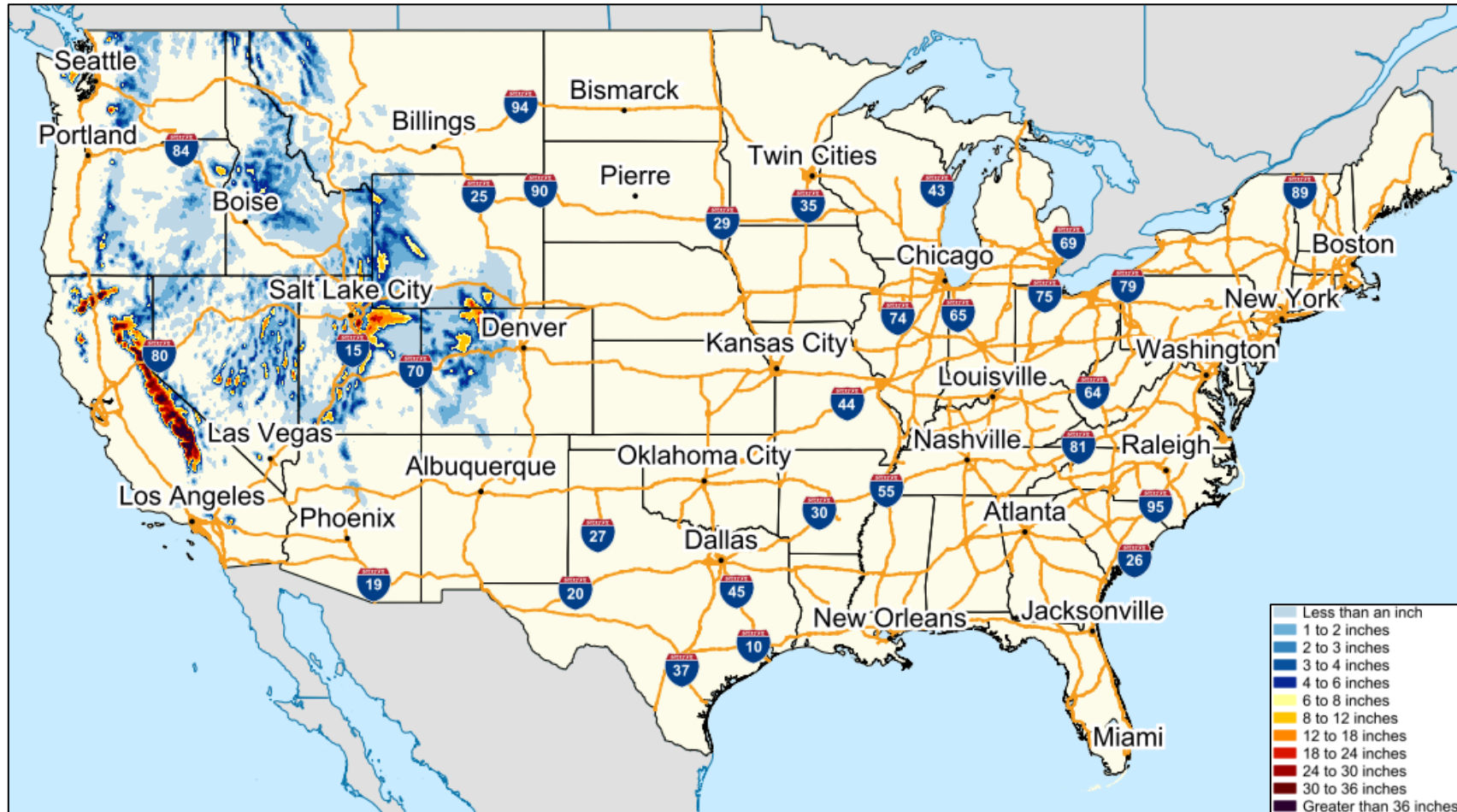
Precipitation & Excessive Rainfall



FEMA

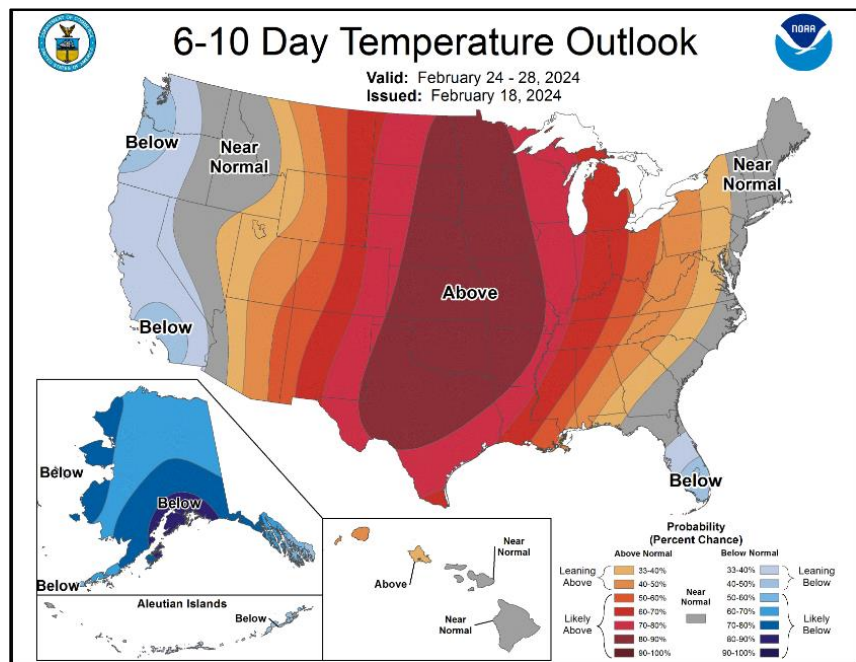
National Watch Center

Snowfall Forecast

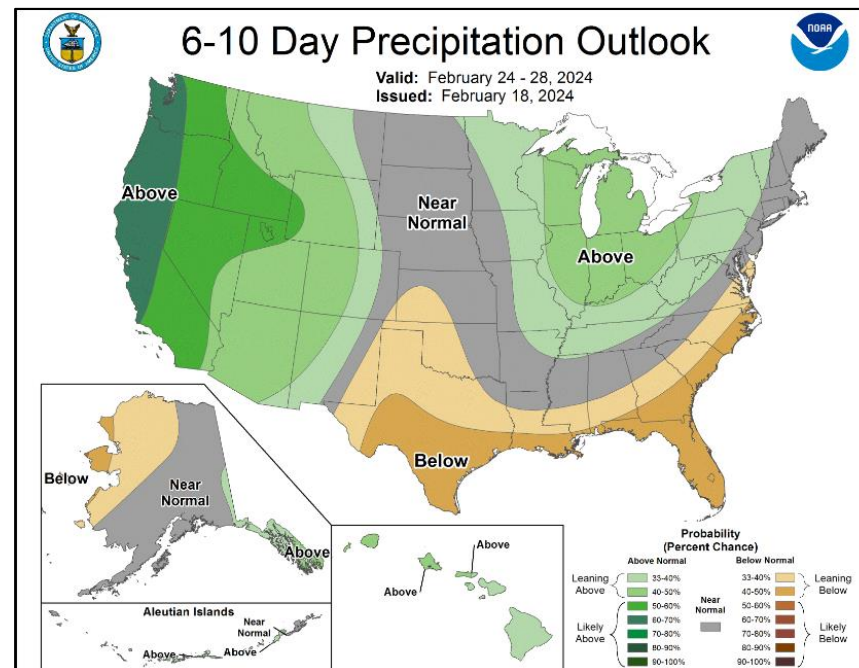


FEMA

Long Range Outlooks – Feb 24-28



6-10 Day Temperature Probability



6-10 Day Precipitation Probability



FEMA

FEMA Common Operating Picture

19 + 5
Joint Field Offices
Virtual Joint Field Offices

70 + 4
Supporting Major Disasters
Emergency Declarations

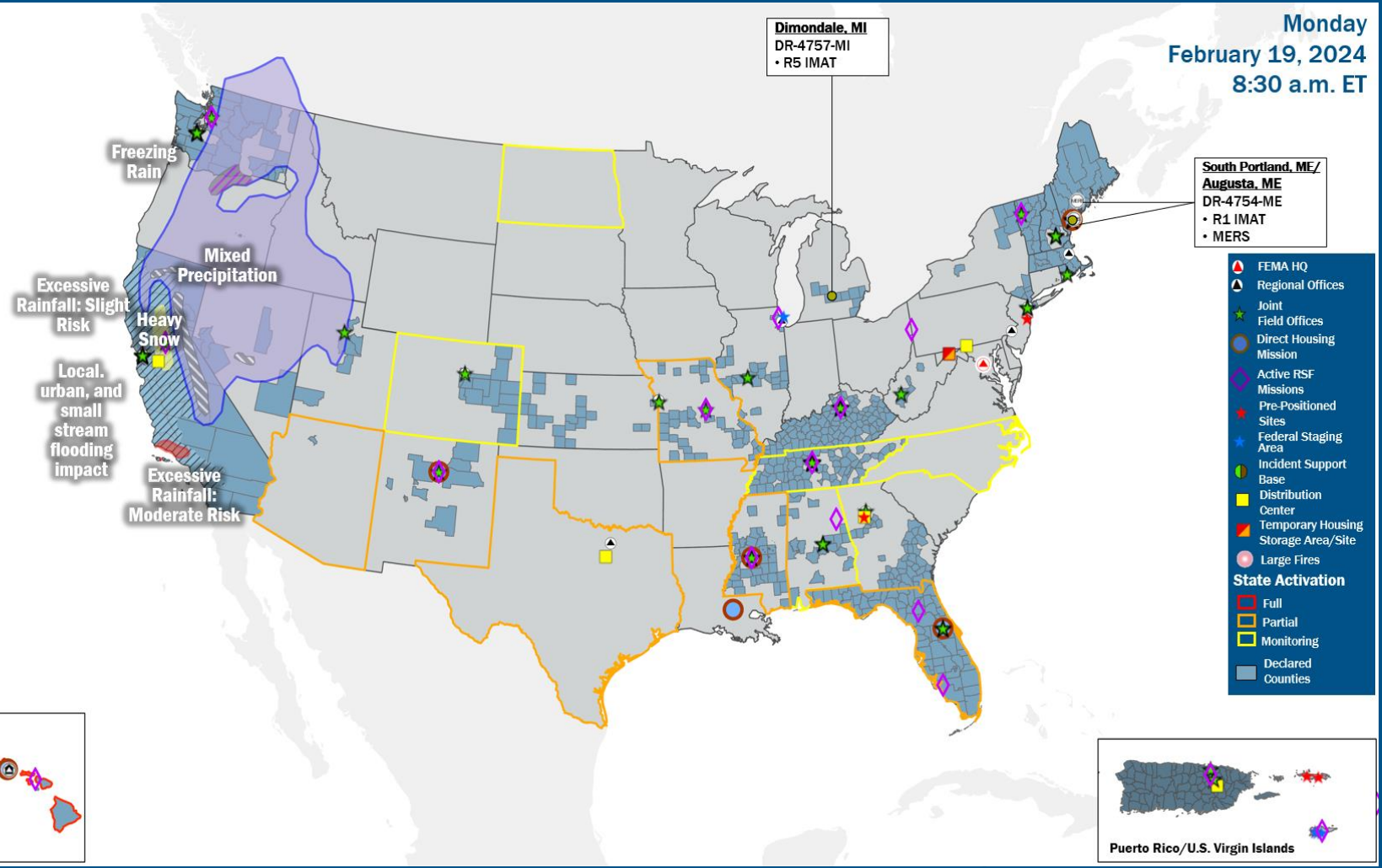
11 Direct Housing Missions
31 RSF-Supported Disasters

Monday
February 19, 2024
8:30 a.m. ET

FEMA HQ	
NWC	NRCC
Monitoring	Activated
FEMA REGIONS	
Watch	RRCC
Monitoring	I Rostered
Monitoring	II Rostered
Monitoring	III Rostered
Monitoring	IV Rostered
Monitoring	V Rostered
Monitoring	VI Rostered
Monitoring	VII Rostered
Monitoring	VIII Rostered
Monitoring	IX Rostered
Monitoring	X Rostered
Notes:	
RWCs/RRCCs/IMATs: NRCC: Sustained Ops	STATE EOCs: FL/MS/ND/TN/TX/AL: Severe Weather TX: Ongoing Threats AZ/CO: SW Border HI: Wildfires NC: Elections
Volunteer Force	
Rostered 7,676	Deployed 121
Surge Capacity Force	
Rostered 8,386	Deployed 0

N-IMATs	
2-5 Teams Available	
Red	
White	
Blue	
Gold	
HS	
R-IMATs	
≥ 7 Teams Available	
I	ME
II	1
III	
IV-1	
IV-2	
V	MI
VI-1	
VI-2	
VII	
VIII	2
IX-1	Personnel
IX-2	Personnel
X	3

REGIONAL BREAKDOWN			
	JFO/VJFO	DR	EM
I	4/0	11	3
II	2/1	4	0
III	1/0	1	0
IV	5/1	21	1
V	1/0	3	0
VI	1/0	1	0
VII	2/0	2	0
VIII	1/0	2	0
IX	1/1	17	0
X	1/2	8	0



IM Workforce

13,816 Assigned
4,208 (-19) Unavailable
5,163 (-50) Deployed

32% / 4,445 (+69) Available

IM Cadre Availability

8 Cadres ≤ 25% Availability

Environmental Planning and Historic Preservation: 19% (157/807);
Field Leadership: 19% (28/146); Hazard Mitigation: 25% (304/1,231);
Operations: 21% (70/332); Public Assistance: 18% (395/2,194); Planning: 16% (73/464);
Safety: 21% (18/84); Security: 22% (30/136)

MERS

> 66%

36 Assigned
0 Unavailable
1 Deployed

35 Available

US&R

> 66%

28 Assigned
1 Unavailable
0 Deployed

27 Available

FCO

≤ 1 Type I

50 Assigned
6 Unavailable
38 (22 FCOR) Deployed

6 Available

Joint Preliminary Damage Assessments

Region	State / Location	Incident	IA	Number of Counties		Start - End
			PA	Requested	Complete	
I	NH	Flooding Jan 9 and continuing	IA	0	0	TBD - TBD
			PA	10	0	2/20 - TBD
	MA	Flooding Jan 10-13	IA	0	0	N/A
			PA	4	0	2/15 - TBD
	VT	Winter Storm/High Winds Jan 9-10	IA	0	0	N/A
			PA	5	0	2/12 - TBD
	RI	Flooding Dec 17-19	IA	3	0	2/15 - TBD
			PA	2	0	1/29 - TBD
		Flooding Jan 8-17	IA	3	0	2/15 - TBD
			PA	0	0	N/A
VI	CNO*	Severe Winter Weather Jan 12-16	IA	0	0	N/A
			PA	1	0	TBD - TBD
IX	CA	Atmospheric Rivers Jan 31-Feb 7	IA	6	2	2/13 - TBD
			PA	15	0	2/13 - TBD
X	OR	Winter Storms Jan 12-20	IA	0	0	N/A
			PA	11	0	2/12 - 2/28

*Choctaw Nation of Oklahoma



FEMA

National Watch Center

Declaration Requests in Process – 13

State / Tribe / Territory – Incident Description	Type	IA	PA	HM	Requested
OH – Train Derailment	DR	X	X	X	Jul 3
WA – Wildfires	DR	X	X	X	Oct 4
KY – Severe Storms, Tornadoes, Straight-Line Winds, and Flooding (Appeal)	DR	X			Oct 23
AK – Severe Storms, Flooding, and Landslides	DR	X	X	X	Jan 8
PA – Severe Storms and Flooding (Appeal)	DR		X		Jan 20
AK – Permafrost Degradation	DR		X	X	Jan 24
ND – Severe Winter Storm and Straight-Line Winds	DR		X	X	Jan 26
SC – Severe Storm and Tornadoes	DR	X			Feb 2
FL – Severe Storm, Straight-Line Winds, and Tornadoes	DR	X	X	X	Feb 5
CA – Severe Storm and Flooding	DR	X			Feb 7
IA – Severe Winter Storms and Snowstorm	DR		X	X	Feb 13
VT – Severe Storm and Flooding	DR		X	X	Feb 14
NH – Severe Storm and Flooding	DR		X	X	Feb 15



FEMA



FEMA

Helping people before, during, and after disasters.



Scan to subscribe to this briefing.