

FEMA National Watch Center

Daily Operations Briefing

Sunday, February 18, 2024

8:30 a.m. ET



FEMA

National Current Ops / Monitoring

New Significant Incidents / Ongoing Ops

- No new significant incidents / operations

Hazard Monitoring

- Heavy Rain/Flash Flooding – California
- Heavy Snow – Sierra Nevada
- Freezing Rain – Oregon

Disaster Declaration Activity

- No new declaration activity

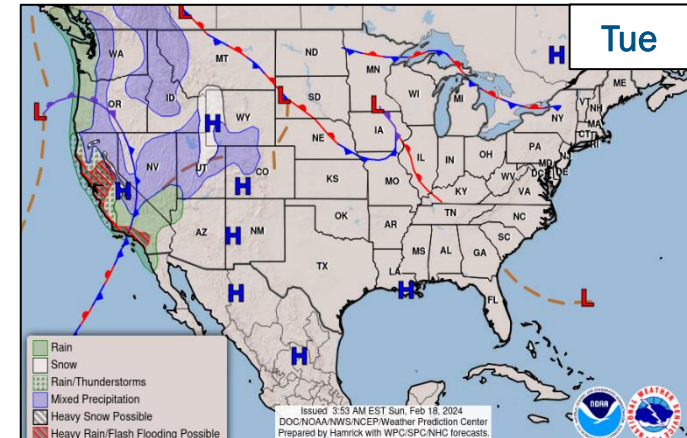
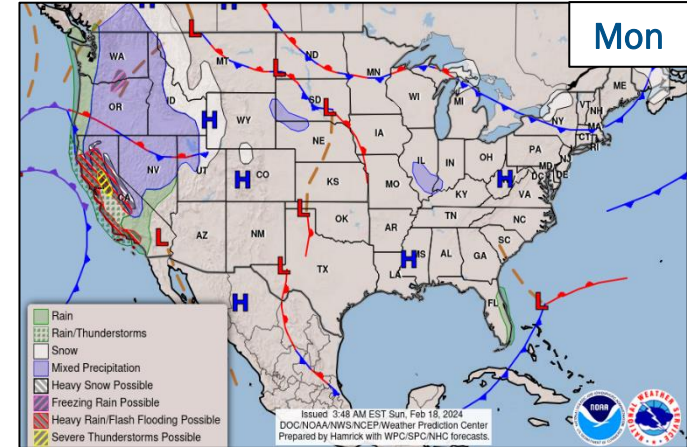
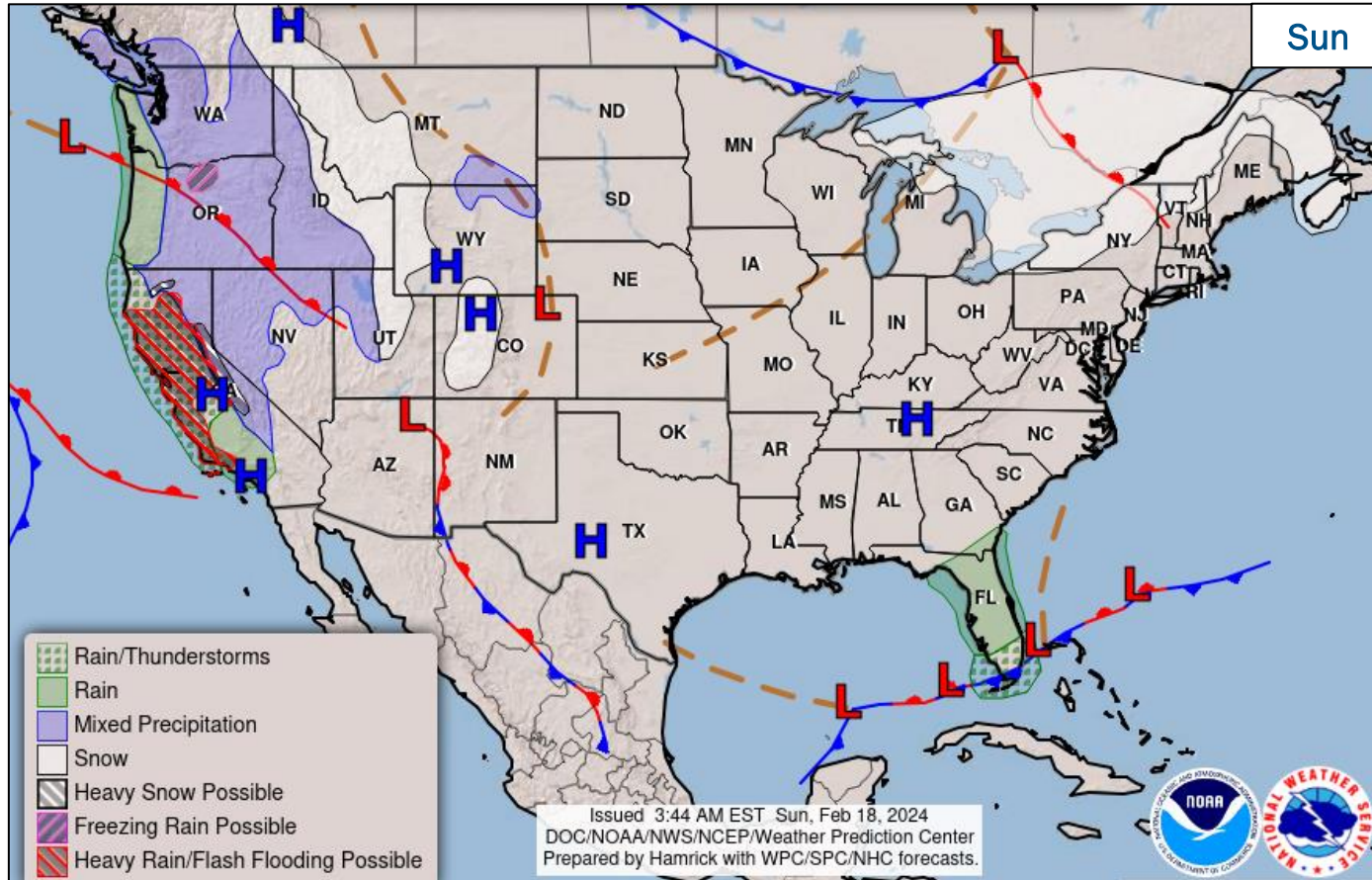
Event Monitoring

- No new significant events



FEMA

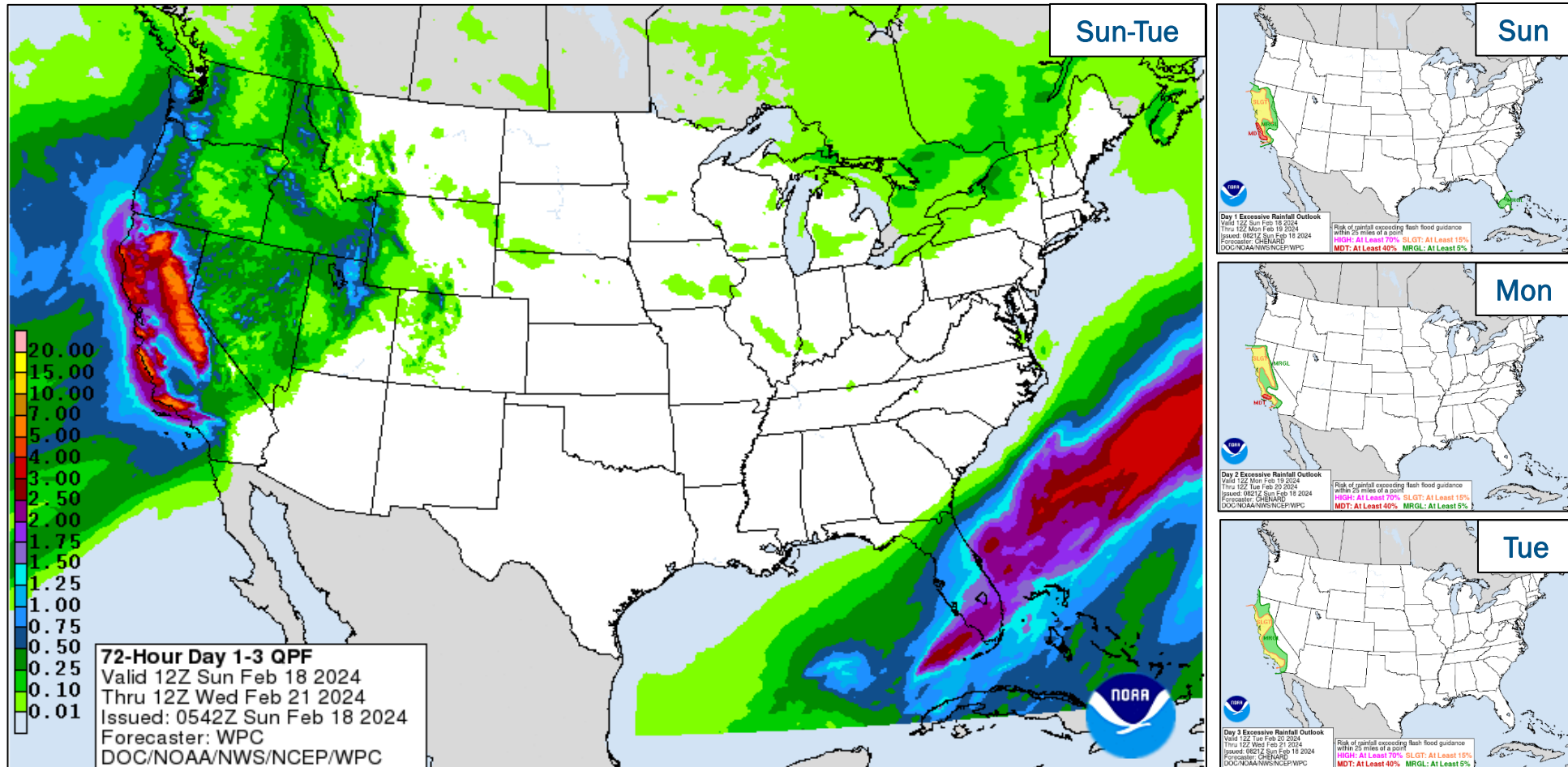
National Weather Forecast



FEMA

National Watch Center

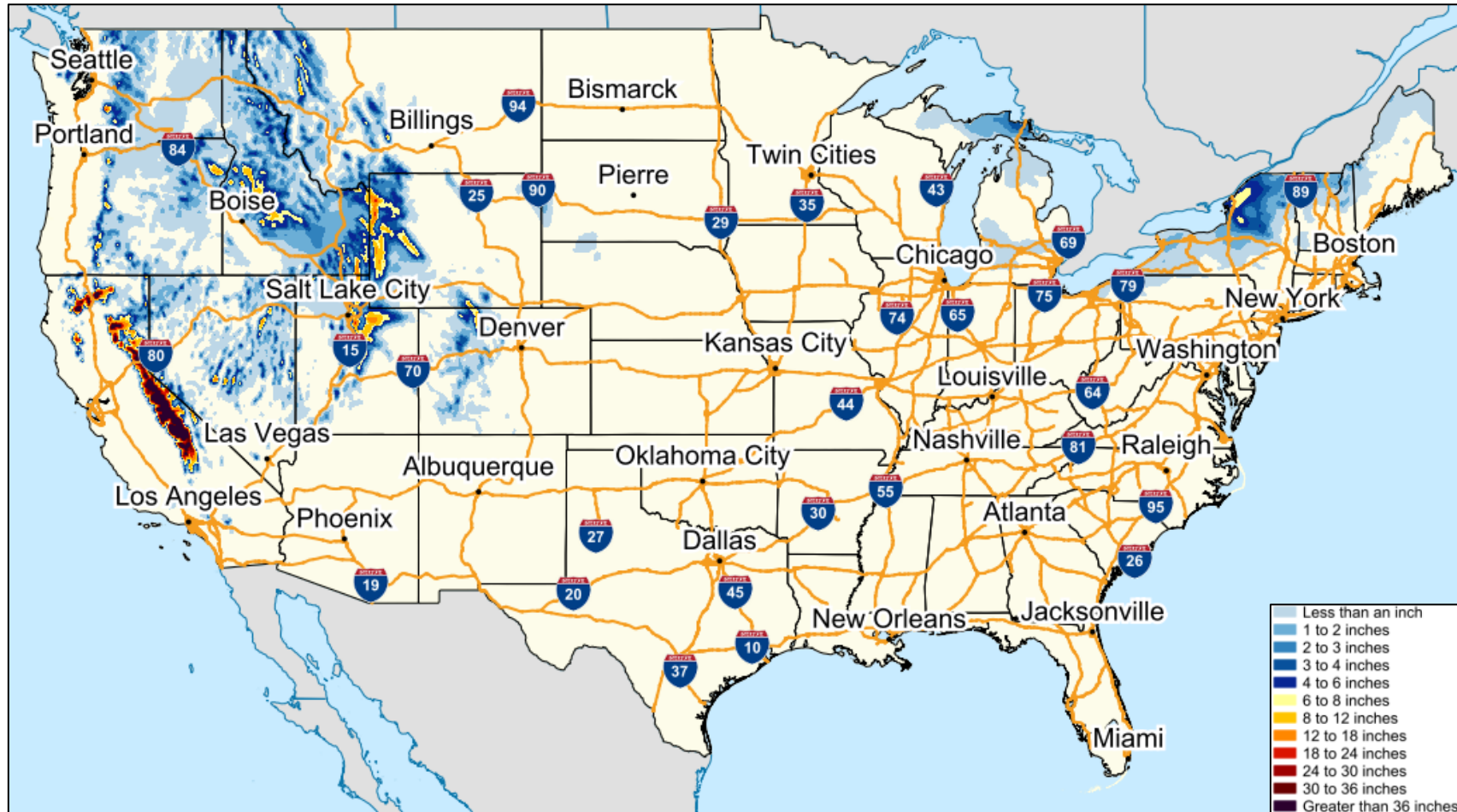
Precipitation & Excessive Rainfall



FEMA

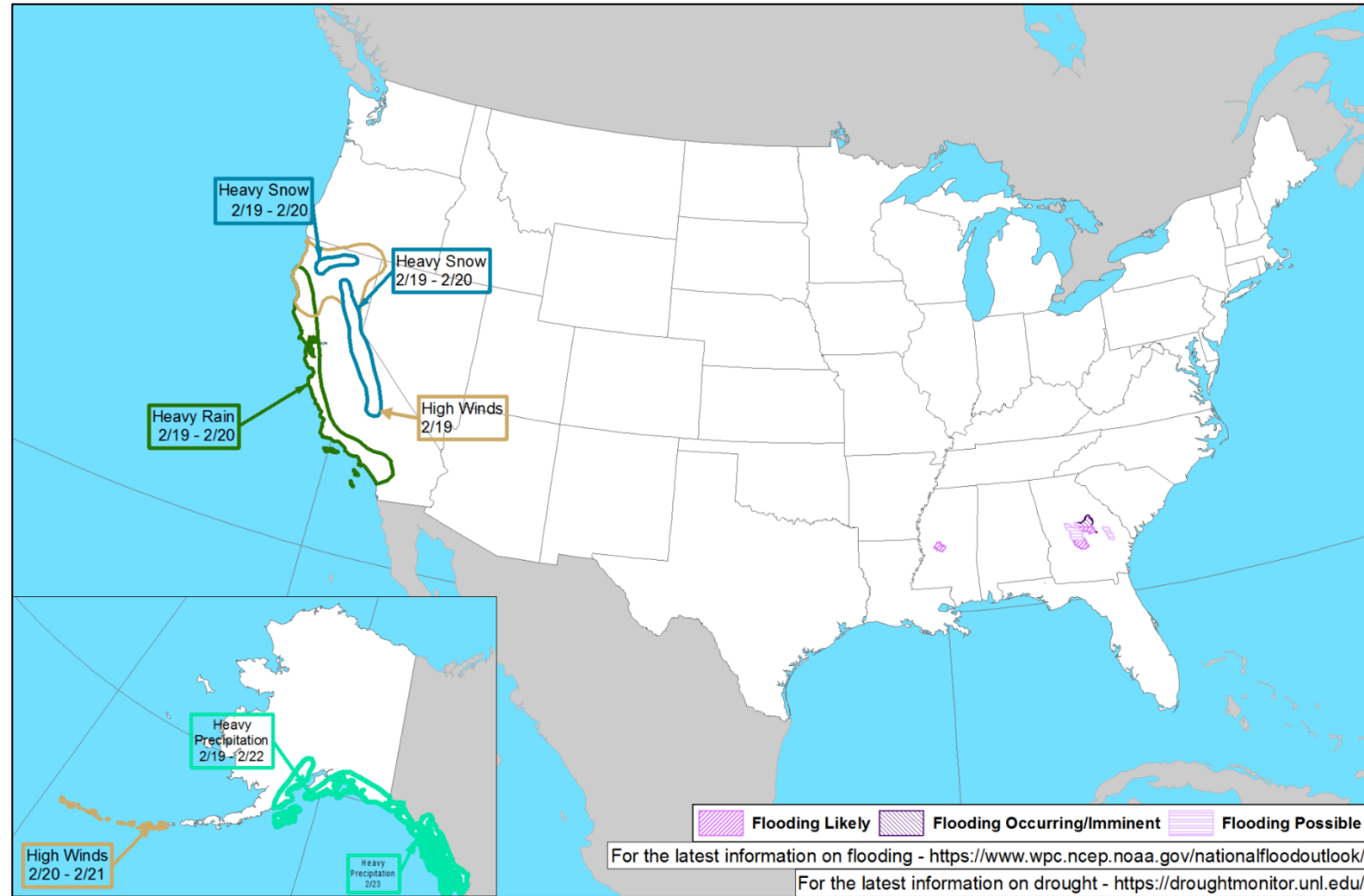
National Watch Center

Snowfall Forecast



FEMA

Hazards Outlook – Feb 19-23




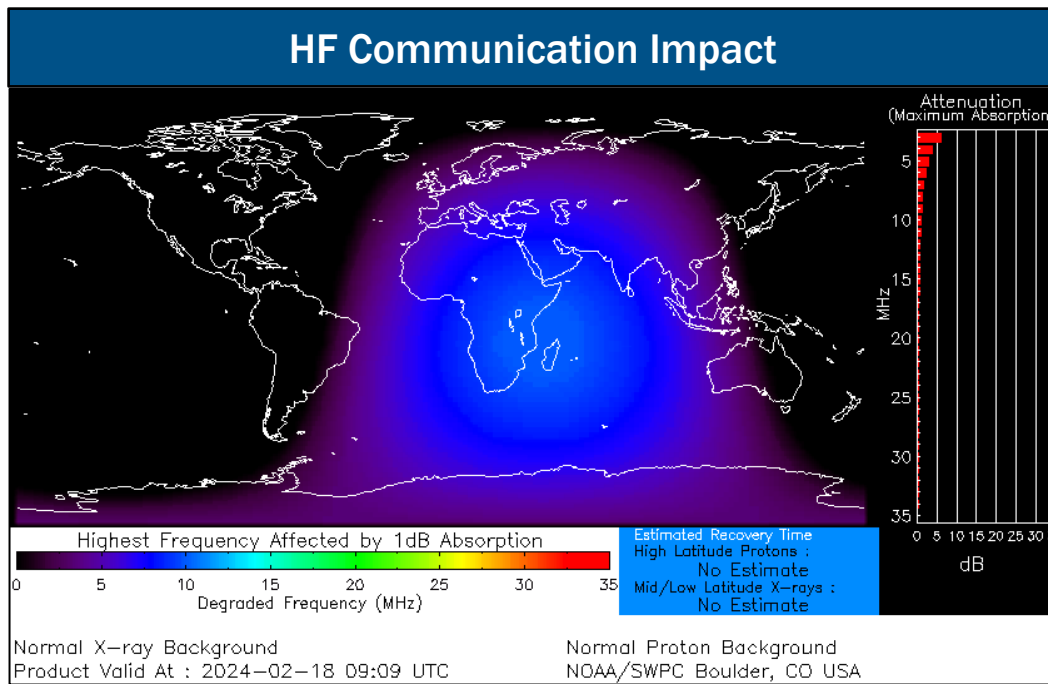
FEMA

National Watch Center

Space Weather Outlook

Minor	Space Weather Activity	Geomagnetic Storms	Solar Radiation	Radio Blackouts
Past 24 Hours	None	None	None	None
Next 24 Hours	None	None	None	None

For further information on NOAA Space Weather Scales refer to: <http://www.swpc.noaa.gov/noaa-scales-explanation>
 For further information on Sunspot Activity refer to: <https://www.swpc.noaa.gov/phenomena/sunspotssolar-cycle>



FEMA

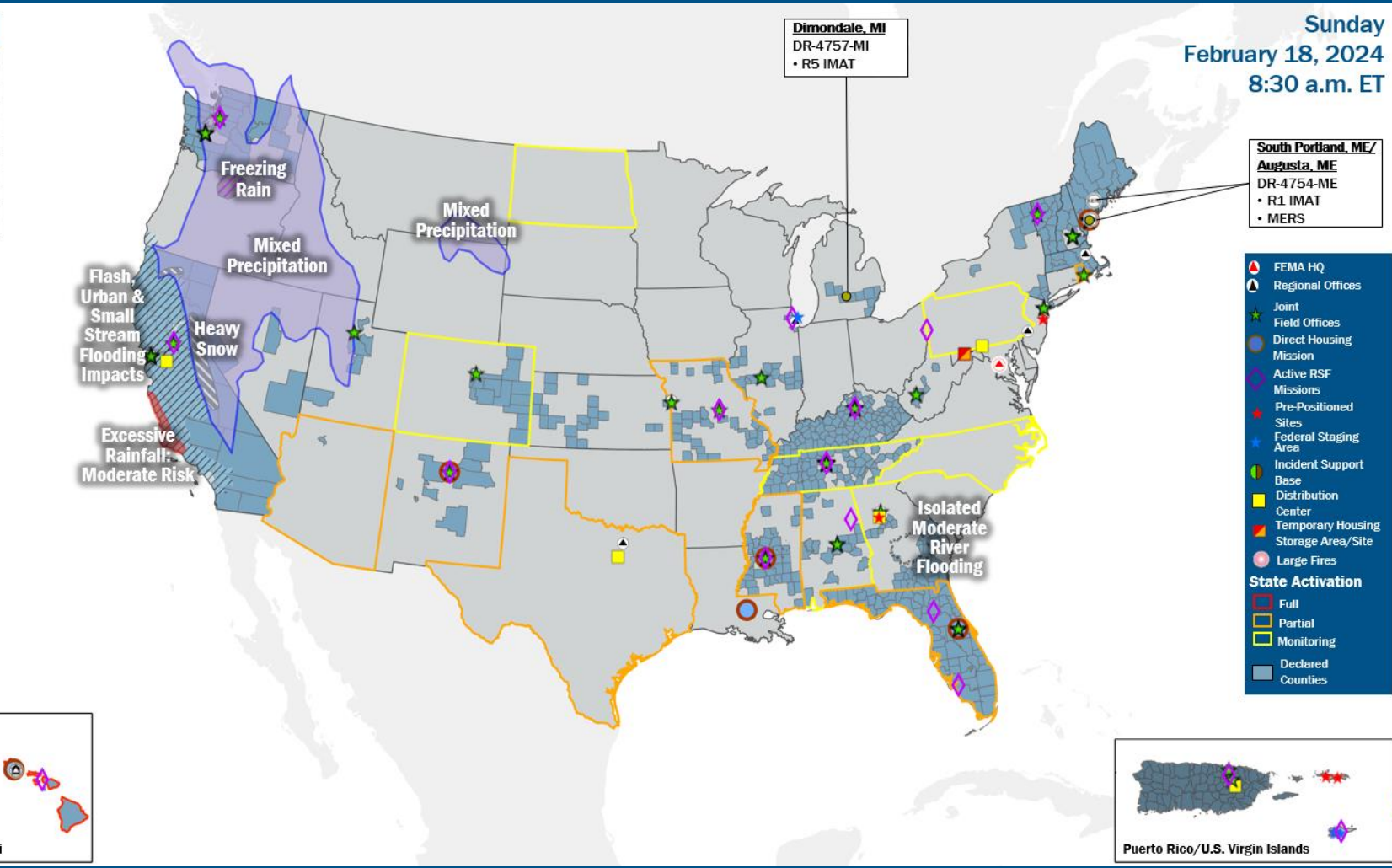
FEMA Common Operating Picture

19 + 5 Joint Field Offices Virtual Joint Field Offices Supporting
70 + 4 Major Disasters Emergency Declarations
11 Direct Housing Missions
31 RSF-Supported Disasters

FEMA HQ	
NWC	NRCC
Monitoring	Activated
FEMA REGIONS	
Watch	RRCC
Monitoring	I Rostered
Monitoring	II Rostered
Monitoring	III Rostered
Monitoring	IV Rostered
Monitoring	V Rostered
Monitoring	VI Rostered
Monitoring	VII Rostered
Monitoring	VIII Rostered
Monitoring	IX Rostered
Monitoring	X Rostered
Notes:	
RWCs/RRCCs/IMATs:	STATE EOCs:
NRCC: Sustained Ops	FL/MS/ND/TN/TX/AL: Severe Weather
RII RWC: Remote Ops	FL: TC Idalia
	TX: Ongoing Threats
	AZ/CO: SW Border
	HI: Wildfires
	RI: Winter Weather
	NC: Elections
Volunteer Force	
Rostered 7,676	Deployed 121
Surge Capacity Force	
Rostered 8,386	Deployed 0

N-IMATs	
2-5 Teams Available	
Red	
White	
Blue	
Gold	
HS	
R-IMATs	
≥ 7 Teams Available	
I	ME
II	1
III	
IV-1	
IV-2	
V	MI
VI-1	
VI-2	
VII	
VIII	2
IX-1	Personnel
IX-2	Personnel
X	3

REGIONAL BREAKDOWN			
	JFO/VJFO	DR	EM
I	4/0	11	3
II	2/1	4	0
III	1/0	1	0
IV	5/1	21	1
V	1/0	3	0
VI	1/0	1	0
VII	2/0	2	0
VIII	1/0	2	0
IX	1/1	17	0
X	1/2	8	0



Sunday
 February 18, 2024
 8:30 a.m. ET

IM Workforce

13,816 Assigned
 4,227 (+26) Unavailable
 5,213 (-91) Deployed

32% (+1%) / 4,376 (+65) Available

IM Cadre Availability

8 Cadres ≤ 25% Availability

Environmental Planning and Historic Preservation: 19% (153/807); Field Leadership: 19% (28/146); Hazard Mitigation: 24% (301/1,231); Operations: 21% (70/332); Public Assistance: 18% (385/2,194); Planning: 16% (72/464); Safety: 21% (18/84); Security: 22% (30/136)

MERS

> 66%

36 Assigned
 0 Unavailable
 1 Deployed

35 Available

US&R

> 66%

28 Assigned
 1 Unavailable
 0 Deployed

27 Available

FCO

≤ 1 Type I

50 Assigned
 6 Unavailable
 38 (22 FCOR) Deployed

6 Available

Joint Preliminary Damage Assessments

Region	State / Location	Incident	IA	Number of Counties		Start - End
			PA	Requested	Complete	
I	NH	Flooding Jan 9 and continuing	IA	0	0	TBD - TBD
			PA	10	0	2/27 - TBD
	MA	Flooding Jan 10-13	IA	0	0	N/A
			PA	4	0	2/16 - TBD
	VT	Winter Storm/High Winds Jan 9-10	IA	0	0	N/A
			PA	5	0	2/12 - TBD
	RI	Flooding Dec 17-19	IA	3	0	2/15 - TBD
			PA	2	0	1/29 - TBD
		Flooding Jan 8-17	IA	3	0	2/15 - TBD
			PA	0	0	N/A
VI	CNO*	Severe Winter Weather Jan 12-16	IA	0	0	N/A
			PA	1	0	TBD - TBD
IX	CA	Atmospheric Rivers Jan 31-Feb 7	IA	6	2 (+2)	2/13 - TBD
			PA	15	0	2/13 - TBD
X	OR	Winter Storms Jan 12-20	IA	0	0	N/A
			PA	11	0	2/12 - TBD

*Choctaw Nation of Oklahoma



FEMA

National Watch Center

Declaration Requests in Process – 13

State / Tribe / Territory – Incident Description	Type	IA	PA	HM	Requested
OH – Train Derailment	DR	X	X	X	Jul 3
WA – Wildfires	DR	X	X	X	Oct 4
KY – Severe Storms, Tornadoes, Straight-Line Winds, and Flooding (Appeal)	DR	X			Oct 23
AK – Severe Storms, Flooding, and Landslides	DR	X	X	X	Jan 8
PA – Severe Storms and Flooding (Appeal)	DR		X		Jan 20
AK – Permafrost Degradation	DR		X	X	Jan 24
ND – Severe Winter Storm and Straight-Line Winds	DR		X	X	Jan 26
SC – Severe Storm and Tornadoes	DR	X			Feb 2
FL – Severe Storm, Straight-Line Winds, and Tornadoes	DR	X	X	X	Feb 5
CA – Severe Storm and Flooding	DR	X			Feb 7
IA – Severe Winter Storms and Snowstorm	DR		X	X	Feb 13
VT - Severe Storm and Flooding	DR		X	X	Feb 14
NH - Severe Storm and Flooding	DR		X	X	Feb 15



FEMA



FEMA

Helping people before, during, and after disasters.



Scan to subscribe to this briefing.