

FEMA National Watch Center

Daily Operations Briefing

Saturday, February 18, 2023

8:30 a.m. ET



FEMA

National Current Ops / Monitoring

New Significant Incidents / Ongoing Ops

- No significant incidents / operations

Hazard Monitoring

- Heavy snow- Northern Intermountain to Northern Plains
- Elevated fire weather - Southern Plains

Disaster Declaration Activity

- No new declaration activity

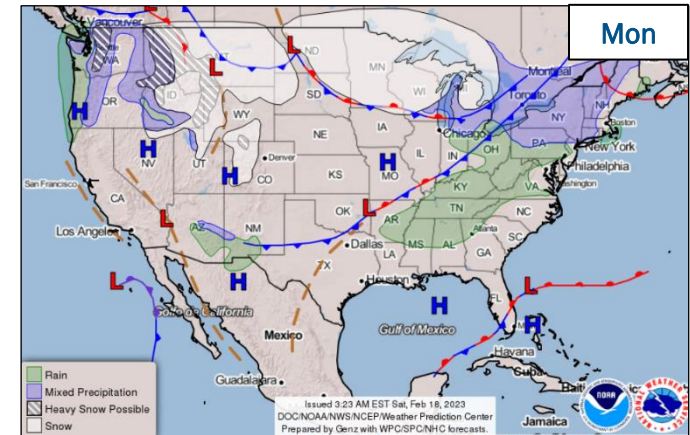
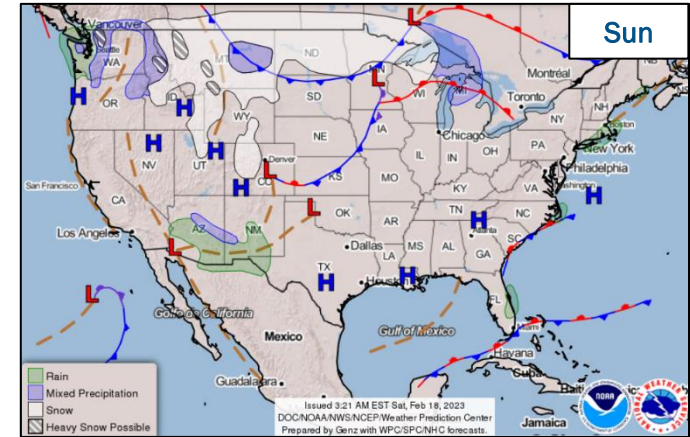
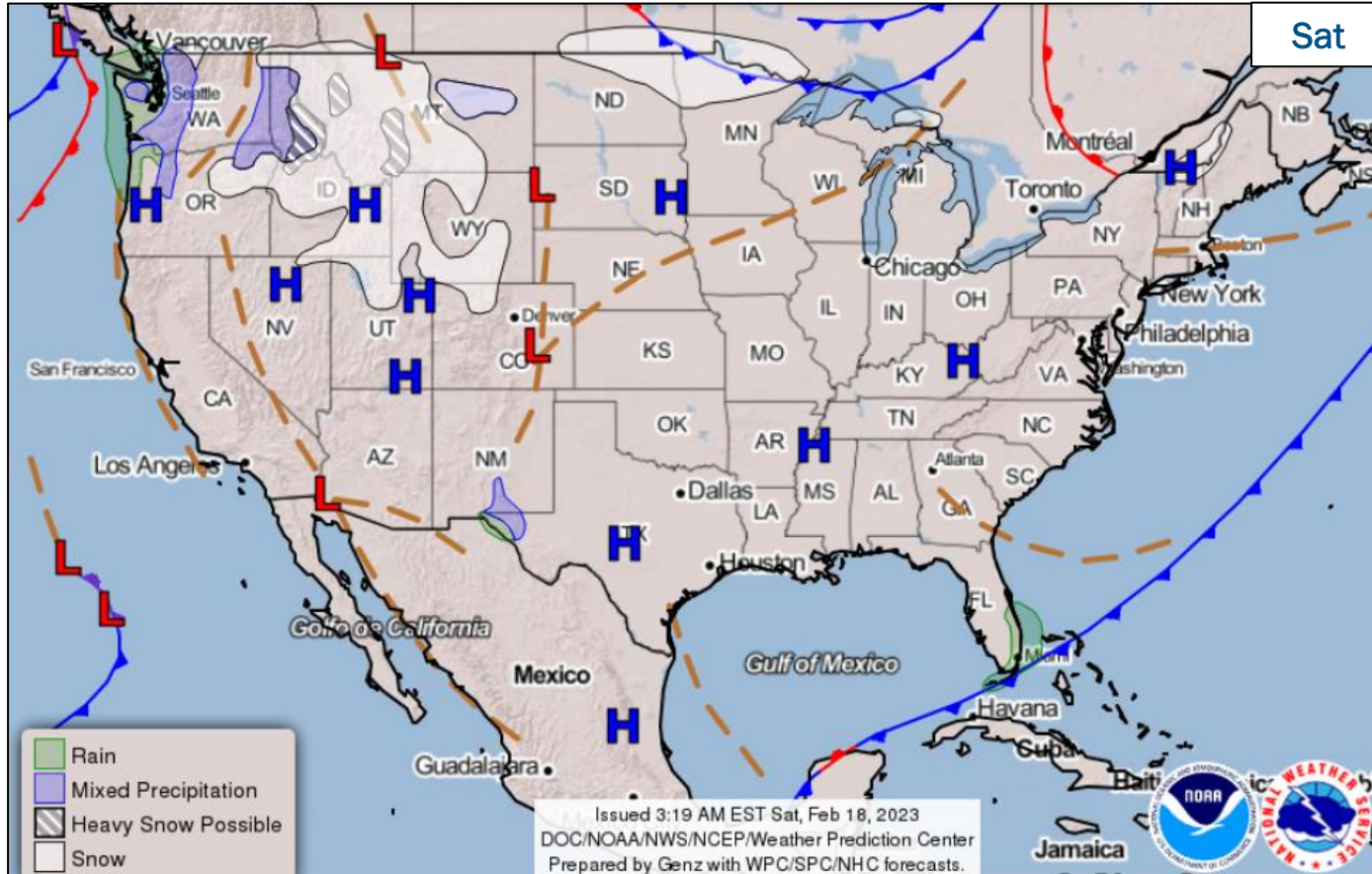
Event Monitoring

- No significant events



FEMA

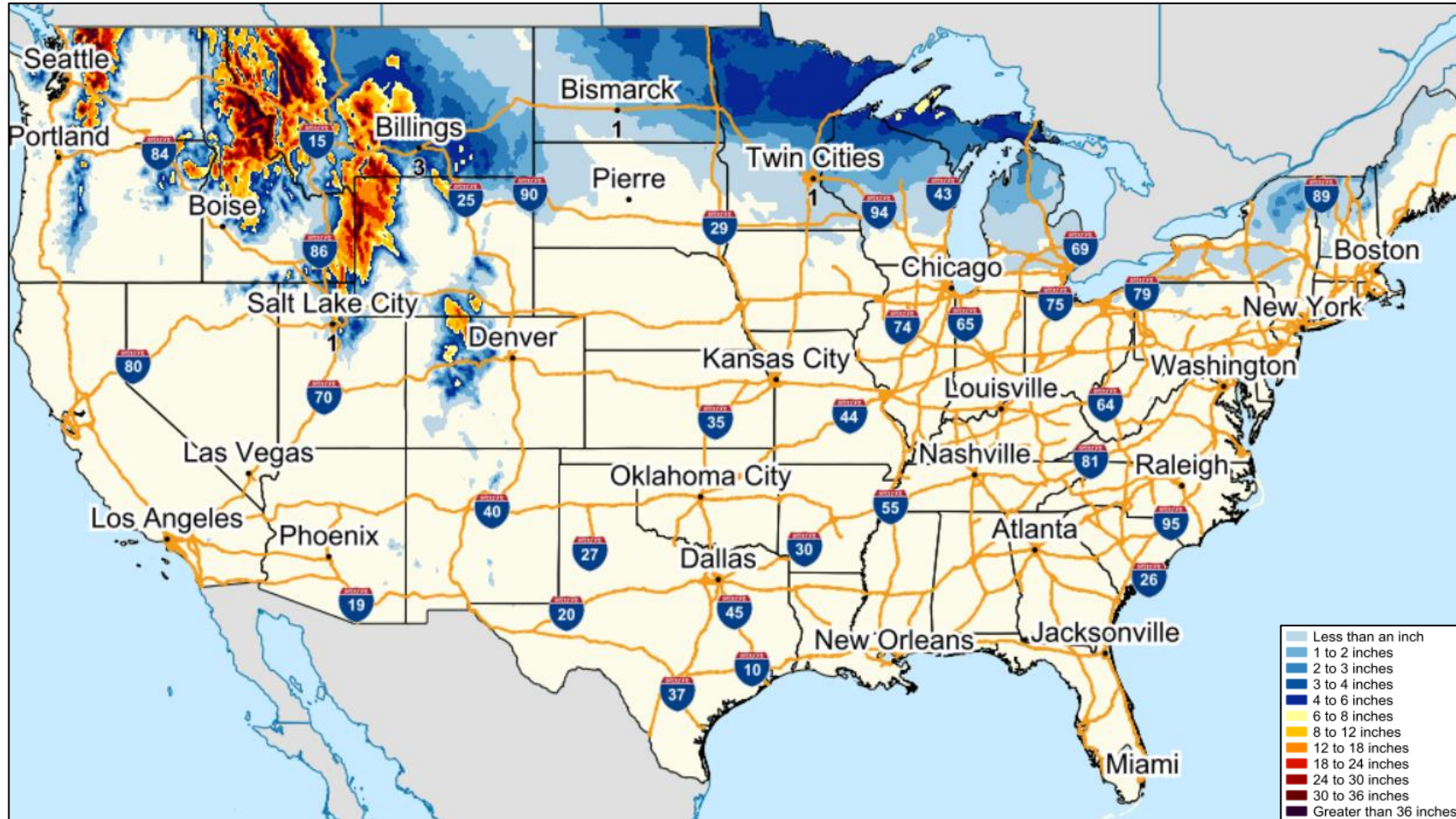
National Weather Forecast



FEMA

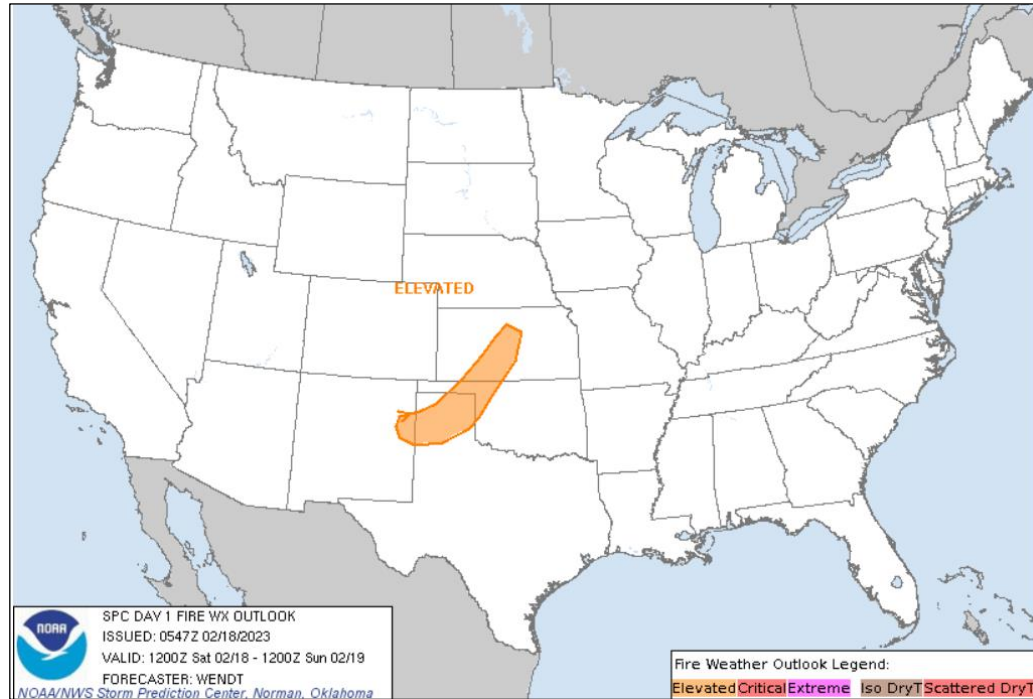
National Watch Center

Snowfall Forecast

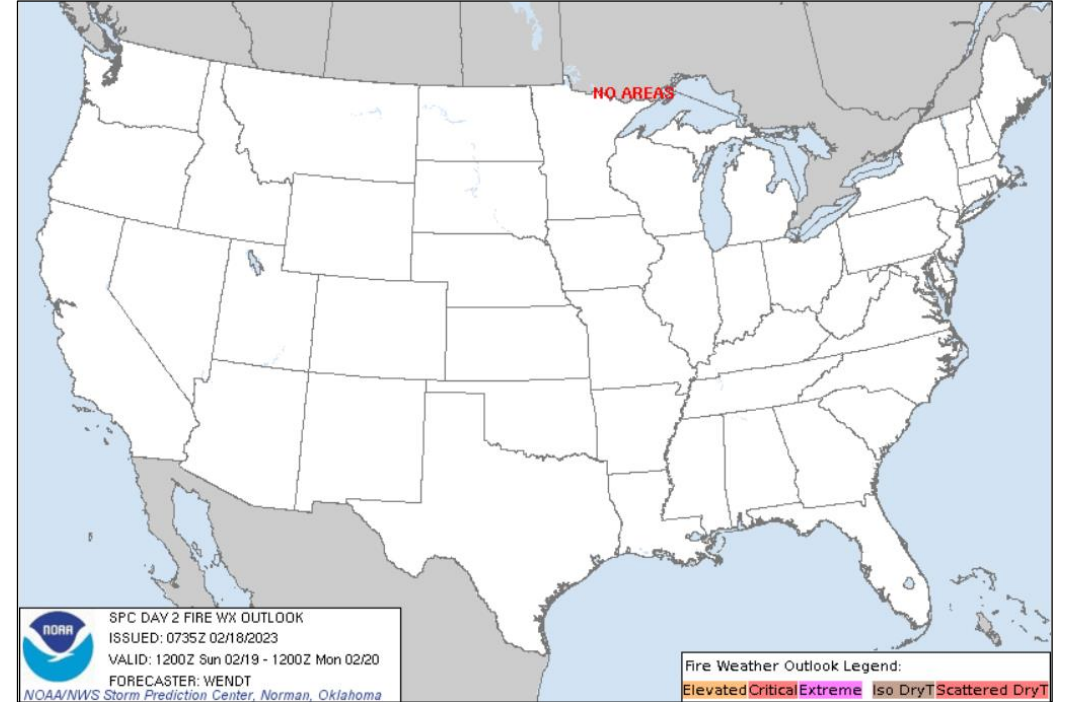


FEMA

Fire Weather Outlook



Today



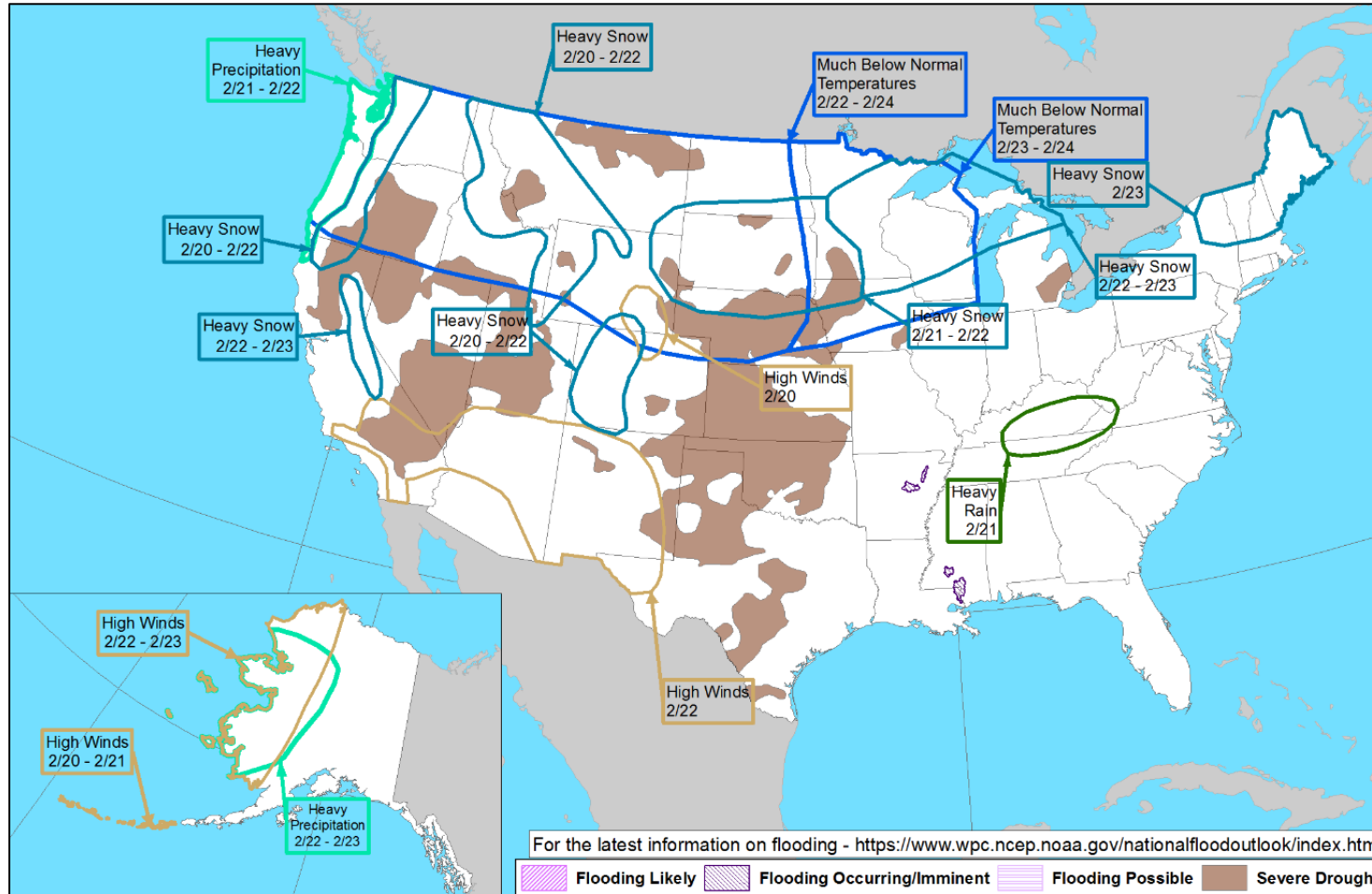
Tomorrow



FEMA

National Watch Center

Hazards Outlook – Feb 20 - 24


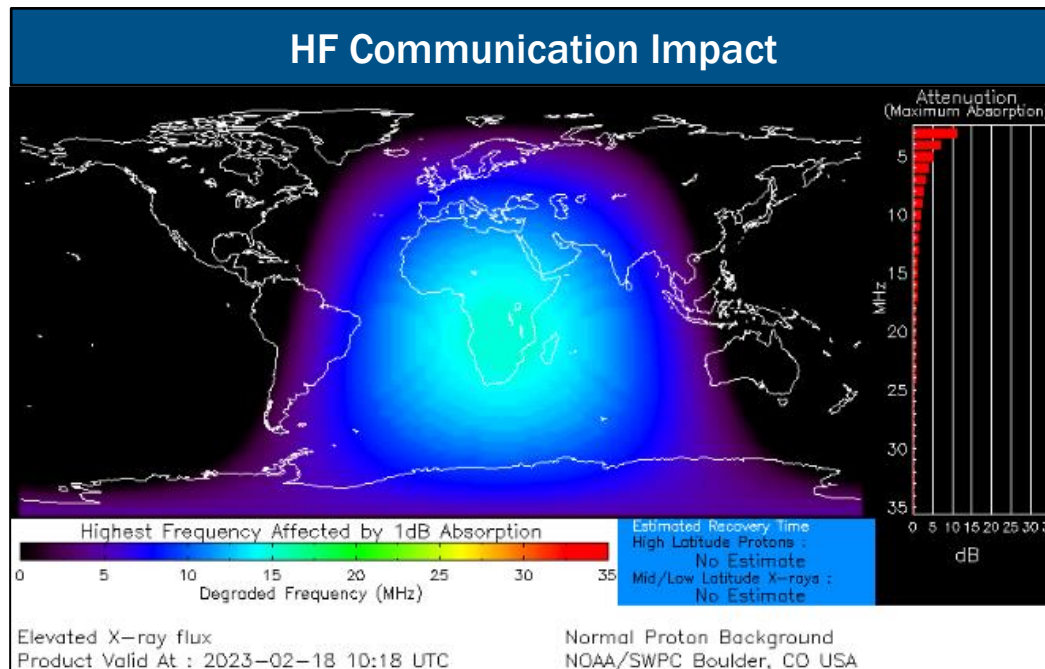


FEMA

Space Weather Outlook

	Space Weather Activity	Geomagnetic Storms	Solar Radiation	Radio Blackouts
Past 24 Hours	Strong	None	R3	None
Next 24 Hours	Moderate	G2	None	None

For further information on NOAA Space Weather Scales refer to: <http://www.swpc.noaa.gov/noaa-scales-explanation>
 For further information on Sunspot Activity refer to: <https://www.swpc.noaa.gov/phenomena/sunspotssolar-cycle>



FEMA

FEMA Common Operating Picture

11
Joint Field
Offices

9
Virtual Joint
Field Offices

49
Major
Disasters

10
Emergency
Declarations

Saturday
February 18, 2023
8:30 a.m. ET

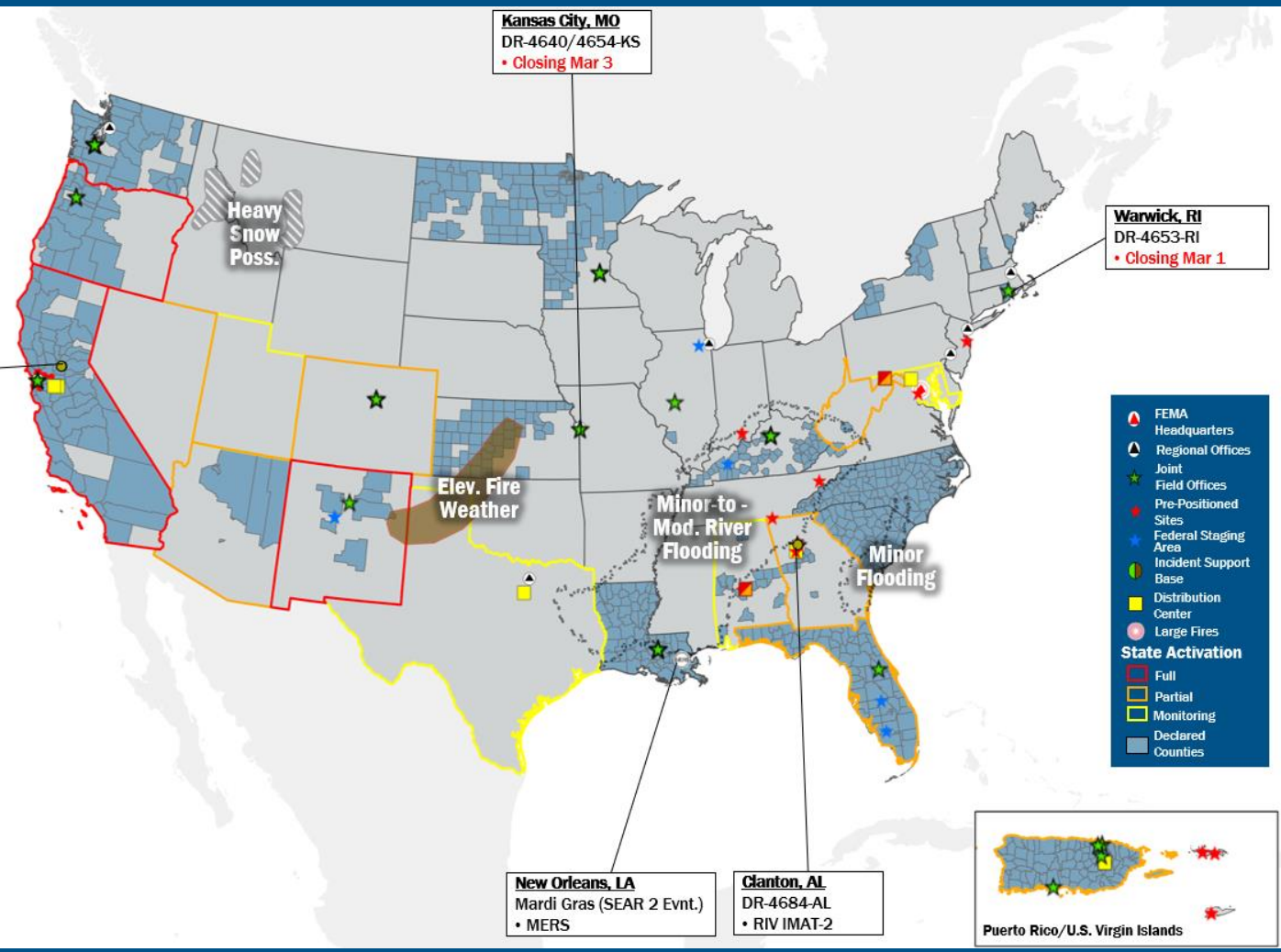
FEMA HQ		
NWC	NRCC	
Monitoring	Rostered	
FEMA REGIONS		
Watch	RRCC	
Monitoring	I	Rostered
Alt Location	II	Rostered
Monitoring	III	Rostered
Monitoring	IV	Rostered
Monitoring	V	Rostered
Monitoring	VI	Rostered
Monitoring	VII	Rostered
Monitoring	VIII	Rostered
Monitoring	IX	Rostered
Monitoring	X	Rostered
Notes:		
RWCs/RRCCs: RII: Alt Location (7:00 a.m. to 7:00 p.m.)	STATE EOCs: PR: TC Fiona AL/GA/WV: Severe Weather FL: TC Ian CA/HI/NM: Flooding NM: Wildfires TX: Ongoing Operations CO: Avian Influenza, Public Health Support and Suncoar Refinery AZ/CO: SW Border Coordination AS/CA: Seismic Activity OR: RSV, Influenza Surge, and Homeless State of Emergency UT: NBA All Star Game	
Surge Capacity Force		
Rostered 7,661	Deployed 0	

N-IMATs	
2-4 Teams Available	
Red	
White	
Blue	
Gold	
R-IMATs	
≥ 7 Teams Available	
I	1
II	
III	
IV-1	
IV-2	AL
V	Demobilizing
VI-1	Personnel
VI-2	
VII	2
VIII	
IX-1	CA
IX-2	CA
X	Personnel
<ul style="list-style-type: none"> Fully Mission Capable (FMC) Partially Mission Capable (PMC) Not Mission Capable (NMC) Deployed 	

REGIONAL BREAKDOWN			
JFO/VJFO	DR	EM	
I	1/0	4	0
II	2/3	3	4
III	0/0	3	0
IV	3/1	10	3
V	2/0	4	0
VI	1/1	2	3
VII	0/1	2	0
VIII	0/1	2	0
IX	0/1	7	0
X	2/1	12	0



Sacramento, CA
DR-4683-CA
• RIX IMAT-1/2



- FEMA Headquarters
- Regional Offices
- Joint
- Field Offices
- Pre-Positioned Sites
- Federal Staging Area
- Incident Support Base
- Distribution Center
- Large Fires
- State Activation
 - Full
 - Partial
 - Monitoring
 - Declared
 - Counties

IM Workforce

13,262 (+1) Assigned
3,767 (+12) Unavailable
5,777 (-62) Deployed

28% / 3,718 (+87) Available

IM Cadre Availability ≤ 25% Availability

Civil Rights: 19% (23/122); Disaster Field Training Operations: 24% (22/91) Disability Integration: 7% (4/61); Environmental Planning and Historic Preservation: 20% (165/837); Field Leadership: 20% (29/145); Hazard Mitigation: 14% (167/1,215); Human Resources: 18% (29/161); Logistics: 23% (324/1,409); Operations: 19% (69/357); Public Assistance: 12% (252/2,172); Planning: 18% (83/469); Safety 19% (15/81); Security: 21% (30/146)

MERS

≥ 66%

36 Assigned
0 Unavailable
1 Deployed

35 Available

US&R

≥ 66%

28 Assigned
4 Unavailable
0 Deployed

24 Available

FCO

≤ 1 Type I

50 Assigned
4 Unavailable
38 (23 FCOR) Deployed

8 Available

Joint Preliminary Damage Assessments

Region	State / Location	Incident	IA	Number of Counties		Start - End
			PA	Requested	Complete	
I	ME	Severe Winter Storm Dec 23-24	IA	0	0	N/A
			PA	8	4	1/9 - TBD
II	NY	Severe Winter Storm Dec 23-25	IA	0	0	N/A
			PA	5	0	1/24 - TBD
X	OR	Severe Winter Storms Dec 23-31	IA	0	0	N/A
			PA	10	0	2/13 - TBD



FEMA

Declaration Requests in Process – 8

State / Tribe / Territory – Incident Description	Type	IA	PA	HM	Requested
Choctaw Nation of Oklahoma – Tornadoes	DR		X	X	Jan 3
Oglala Sioux Tribe – Severe Winter Storms and Snowstorms	DR		X	X	Jan 19
Rosebud Sioux Tribe – Severe Winter Storms and Snowstorms	DR		X	X	Jan 13
Muscogee (Creek) Nation – Severe Winter Storm	DR		X	X	Feb 13
HI – Mauna Loa Volcanic Eruption	DR		X	X	Jan 20
WV – Severe Storms, Flooding, Landslides, and Mudslides (Appeal)	DR	X	X	X	Jan 27
TX – Severe Storms and Tornadoes	DR	X		X	Feb 7
SD – Severe Winter Storm and Snowstorm	DR		X	X	Feb 9



FEMA



FEMA

Helping people before, during, and after disasters.



Scan to subscribe to this briefing.