

FEMA National Watch Center

# Daily Operations Briefing

Saturday, February 17, 2024

8:30 a.m. ET



**FEMA**

# National Current Ops / Monitoring

---

## New Significant Incidents / Ongoing Ops

- No new significant incidents / operations

## Hazard Monitoring

- Heavy Snow – Sierra Nevada
- Freezing Rain - Oregon
- Heavy Rain/Flash Flooding – California
- Snow – Central Appalachians, Mid-Atlantic and Northeast

---

## Disaster Declaration Activity

- Request: Major Disaster Declaration – Vermont
- Request: Major Disaster Declaration – New Hampshire

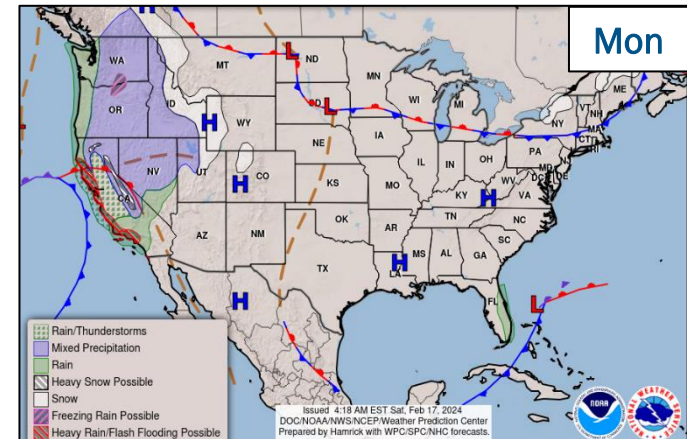
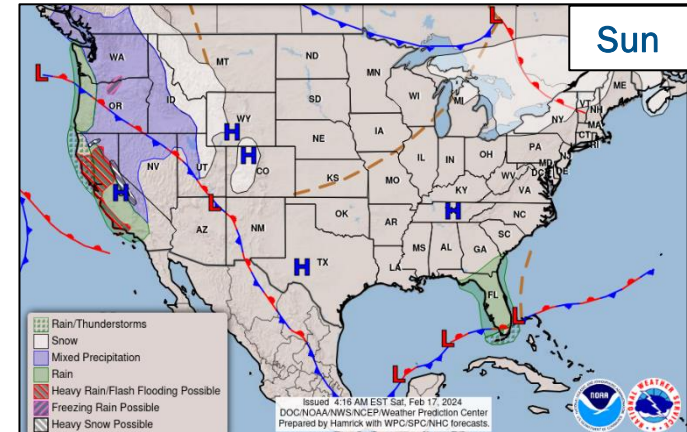
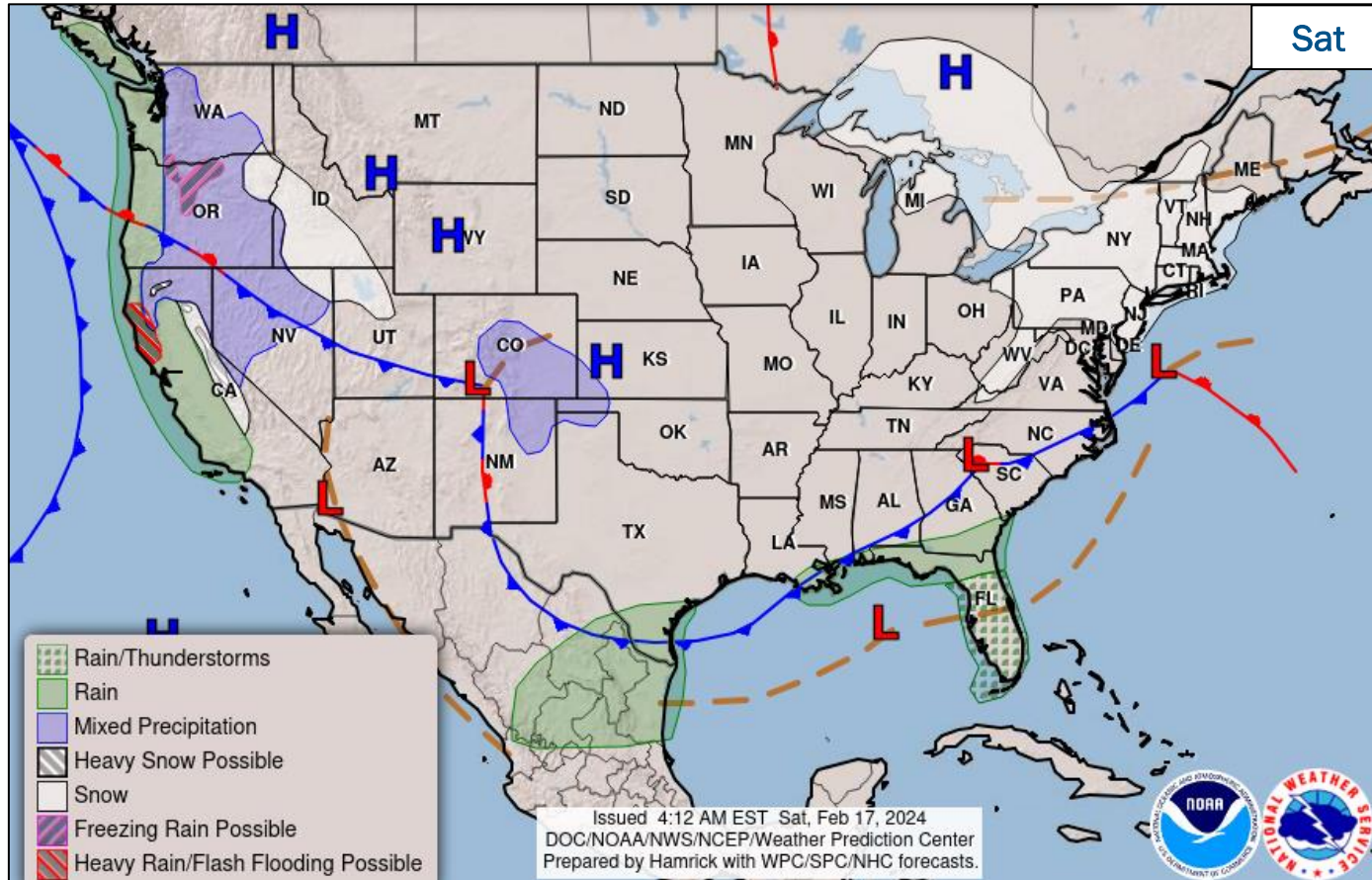
## Event Monitoring

- No new significant events



**FEMA**

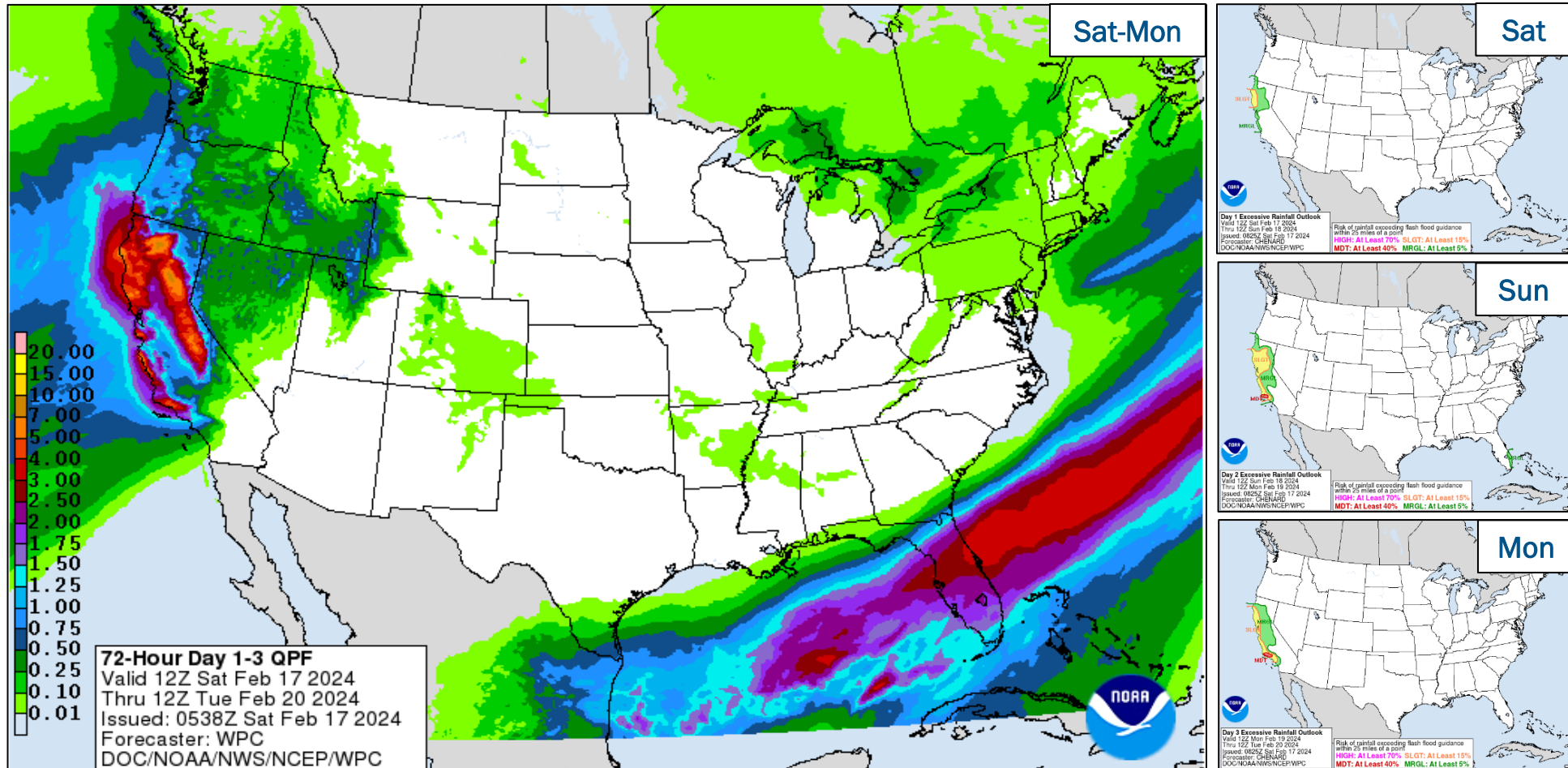
# National Weather Forecast



FEMA

National Watch Center

# Precipitation & Excessive Rainfall



FEMA

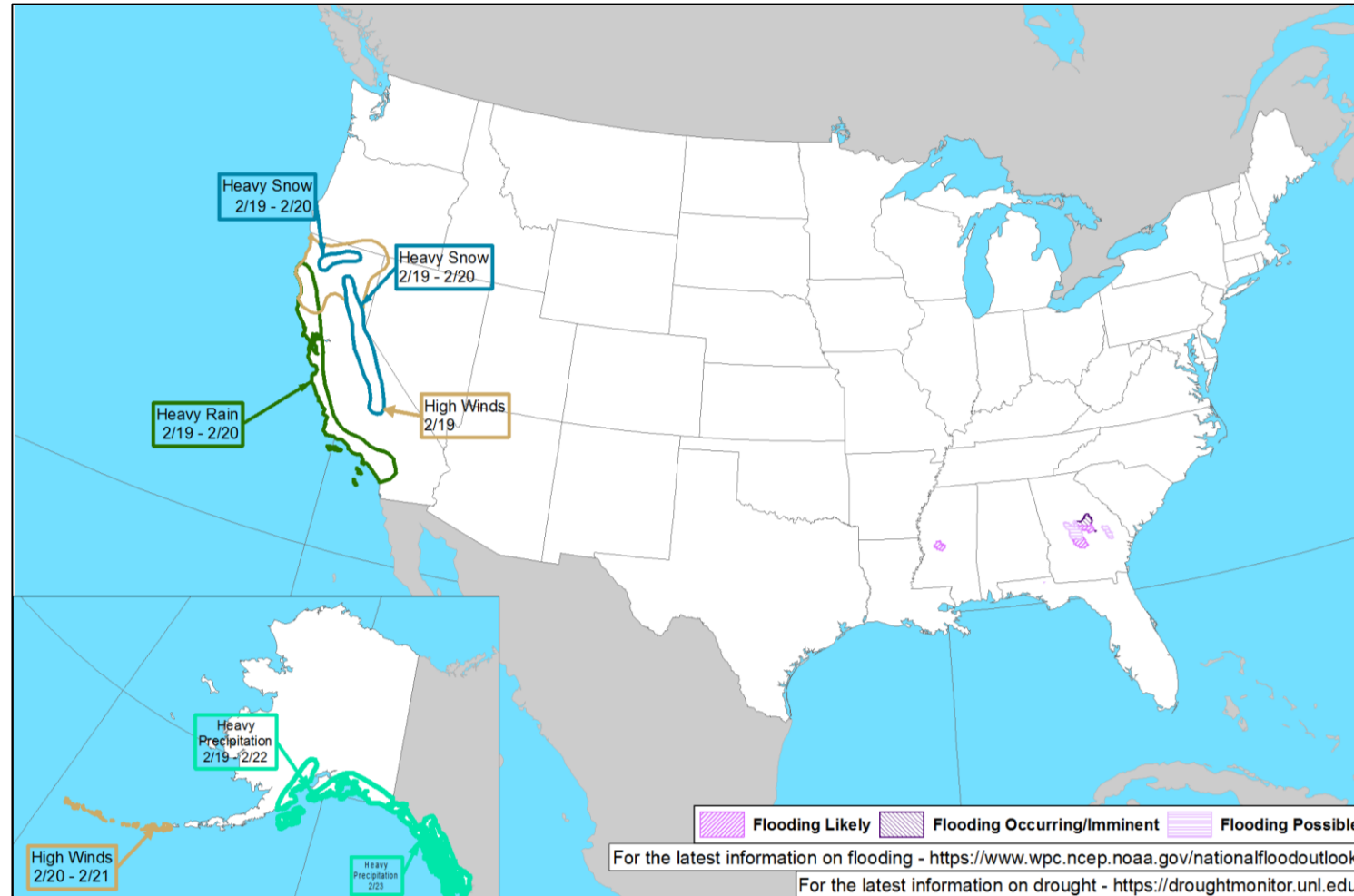
National Watch Center

# Snowfall Forecast



FEMA

# Hazards Outlook – Feb 19-23


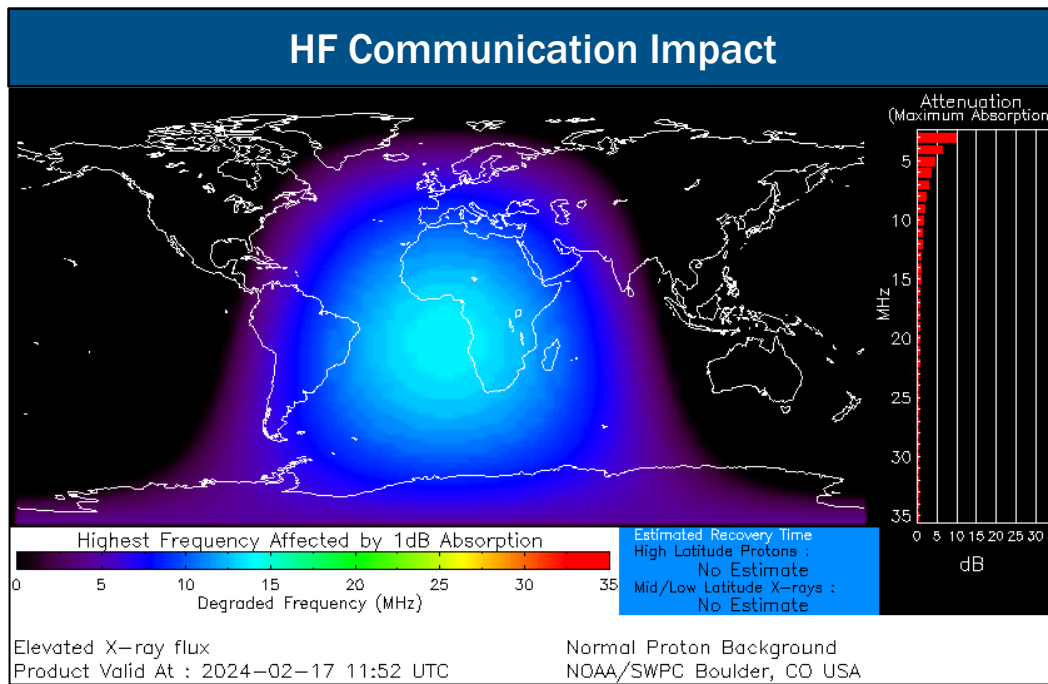


FEMA

# Space Weather Outlook

Minor	Space Weather Activity	Geomagnetic Storms	Solar Radiation	Radio Blackouts
Past 24 Hours	Minor	None	None	R1
Next 24 Hours	Minor	None	None	R1

For further information on NOAA Space Weather Scales refer to: <http://www.swpc.noaa.gov/noaa-scales-explanation>  
 For further information on Sunspot Activity refer to: <https://www.swpc.noaa.gov/phenomena/sunspotssolar-cycle>



**FEMA**

# FEMA Common Operating Picture

**19 + 5** Joint Field Offices Virtual Joint Field Offices Supporting  
**70 + 4** Major Disasters Emergency Declarations  
**11** Direct Housing Missions  
**31** RSF-Supported Disasters

Saturday  
 February 17, 2024  
 8:30 a.m. ET

FEMA HQ	
NWC	NRCC
Monitoring	Activated
FEMA REGIONS	
Watch	RRCC
Monitoring	I Rostered
Monitoring	II Rostered
Monitoring	III Rostered
Monitoring	IV Rostered
Monitoring	V Rostered
Monitoring	VI Rostered
Monitoring	VII Rostered
Monitoring	VIII Rostered
Monitoring	IX Rostered
Monitoring	X Rostered
Notes:	
RWCs/RRCCs/IMATs: NRCC: Sustained Ops	STATE EOCs: FL/MS/ND/TN/TX/WV/AL: Severe Weather FL: TC Idalia TX: Ongoing Threats AZ/CO: SW Border HI: Wildfires RI: Winter Weather NC: Elections
Volunteer Force	
Rostered 7,676 (+5)	Deployed 121 (-4)
Surge Capacity Force	
Rostered 8,386	Deployed 0

N-IMATs	
2-5 Teams Available	
Red	
White	
Blue	
Gold	
HS	
R-IMATs	
≥ 7 Teams Available	
I	ME
II	1
III	
IV-1	
IV-2	
V	MI
VI-1	
VI-2	
VII	
VIII	2
IX-1	Personnel
IX-2	Personnel
X	3

REGIONAL BREAKDOWN			
	JFO/VJFO	DR	EM
I	4/0	11	3
II	2/1	4	0
III	1/0	1	0
IV	5/1	21	1
V	1/0	3	0
VI	1/0	1	0
VII	2/0	2	0
VIII	1/0	2	0
IX	1/1	17	0
X	1/2	8	0

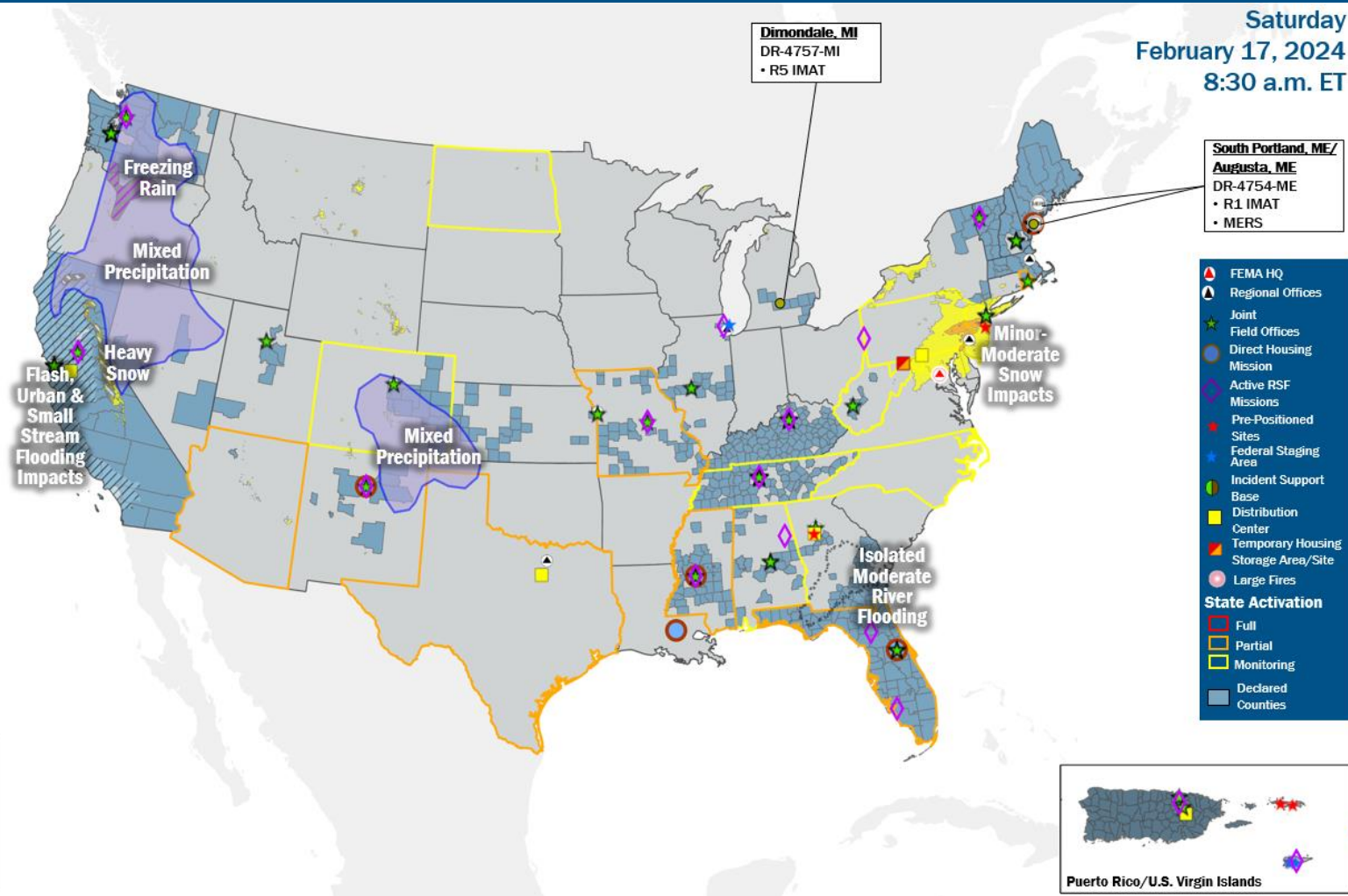
Alaska

Commonwealth of Northern Mariana Islands

Guam

American Samoa

Hawaii



## IM Workforce

13,816 (+1) Assigned  
 4,201 (+18) Unavailable  
 5,304 (-67) Deployed

---

31% / 4,311 (+50) Available

## IM Cadre Availability

8 Cadres ≤ 25% Availability

Environmental Planning and Historic Preservation: 19% (153/807); Field Leadership: 18% (27/146); Hazard Mitigation: 24% (298/1,231); Operations: 21% (70/332); Public Assistance: 17% (377/2,194); Planning: 15% (70/464); Safety: 15% (13/84); Security: 21% (29/136)

## MERS

> 66%

36 Assigned  
 0 Unavailable  
 1 Deployed

---

35 Available

## US&R

> 66%

28 Assigned  
 1 Unavailable  
 0 Deployed

---

27 Available

## FCO

≤ 1 Type I

50 Assigned  
 6 Unavailable  
 38 (22 FCOR) Deployed

---

6 Available



# Joint Preliminary Damage Assessments

Region	State / Location	Incident	IA	Number of Counties		Start - End
			PA	Requested	Complete	
I	NH	Flooding Jan 9 and continuing	IA	0 (-10)	0	TBD - TBD
			PA	10	0	2/27 - TBD
	MA	Flooding Jan 10-13	IA	0	0	N/A
			PA	4	0	2/16 - TBD
	ME	Flooding Jan 10-13	IA	8	8 (+1)	1/29 - 2/15
			PA	8	8 (+8)	1/23 - 2/15
	VT	Winter Storm/High Winds Jan 9-10	IA	0	0	N/A
			PA	5	0	2/12 - TBD
	RI	Flooding Dec 17-19	IA	3	0	2/15 - TBD
			PA	2	0	1/29 - TBD
		Flooding Jan 8-17	IA	3	0	2/15 - TBD
			PA	0	0	N/A



FEMA

# Joint Preliminary Damage Assessments

Region	State / Location	Incident	IA	Number of Counties		Start - End
			PA	Requested	Complete	
VI	CNO*	Severe Winter Weather Jan 12-16	IA	0	0	N/A
			PA	1	0	TBD - TBD
IX	CA	Atmospheric Rivers Jan 31-Feb 7	IA	6	0	2/13 - TBD
			PA	15	0	2/13 - TBD
X	OR	Winter Storms Jan 12-20	IA	0	0	N/A
			PA	11	0	2/12 - TBD

\*Choctaw Nation of Oklahoma



**FEMA**

# Declaration Request – Vermont

**Declaration Type:** Major Disaster – VT

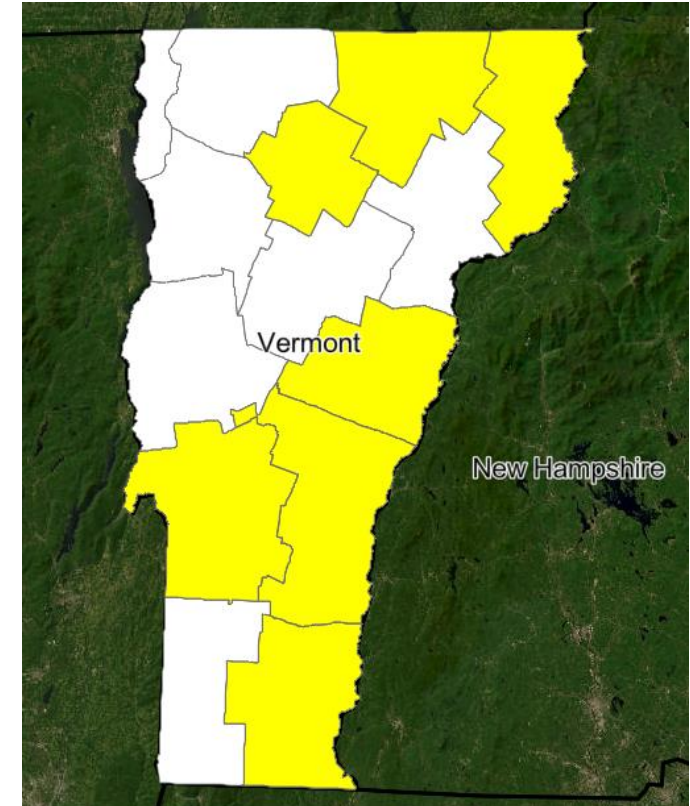
**Requested:** Feb 14

**Incident:** Severe Storm and Flooding

**Incident Period:** Dec 18-19

**Requested:**

- **PA:** 7 counties
- **Hazard Mitigation:** Statewide



■ PA



**FEMA**

# Declaration Request – New Hampshire

---

**Declaration Type:** Major Disaster – NH

**Requested:** Feb 15

**Incident:** Severe Storm and Flooding

**Incident Period:** Dec 17-21

**Requested:**

- **PA:** 9 counties
- **Hazard Mitigation:** Statewide



**FEMA**

# Declaration Requests in Process – 13

State / Tribe / Territory – Incident Description	Type	IA	PA	HM	Requested
OH – Train Derailment	DR	X	X	X	Jul 3
WA – Wildfires	DR	X	X	X	Oct 4
KY – Severe Storms, Tornadoes, Straight-Line Winds, and Flooding (Appeal)	DR	X			Oct 23
AK – Severe Storms, Flooding, and Landslides	DR	X	X	X	Jan 8
PA – Severe Storms and Flooding (Appeal)	DR		X		Jan 20
AK – Permafrost Degradation	DR		X	X	Jan 24
ND – Severe Winter Storm and Straight-Line Winds	DR		X	X	Jan 26
SC – Severe Storm and Tornadoes	DR	X			Feb 2
FL – Severe Storm, Straight-Line Winds, and Tornadoes	DR	X	X	X	Feb 5
CA – Severe Storm and Flooding	DR	X			Feb 7
IA – Severe Winter Storms and Snowstorm	DR		X	X	Feb 13
<a href="#">VT - Severe Storm and Flooding</a>	<a href="#">DR</a>		X	X	<a href="#">Feb 14</a>
<a href="#">NH - Severe Storm and Flooding</a>	<a href="#">DR</a>		X	X	<a href="#">Feb 15</a>



**FEMA**



# FEMA

Helping people before, during, and after disasters.



*Scan to subscribe to this briefing.*