

FEMA National Watch Center

Daily Operations Briefing

Wednesday, February 16, 2022

8:30 a.m. ET



FEMA

National Current Ops / Monitoring

New Significant Incidents / Ongoing Ops

- COVID-19

Hazard Monitoring

- Severe thunderstorms – Southern Plains
- Critical fire weather – Southern Plains
- Freezing rain – Southern Plains to Great Lakes

Disaster Declaration Activity

- Approved: Major Disaster Declaration –HI

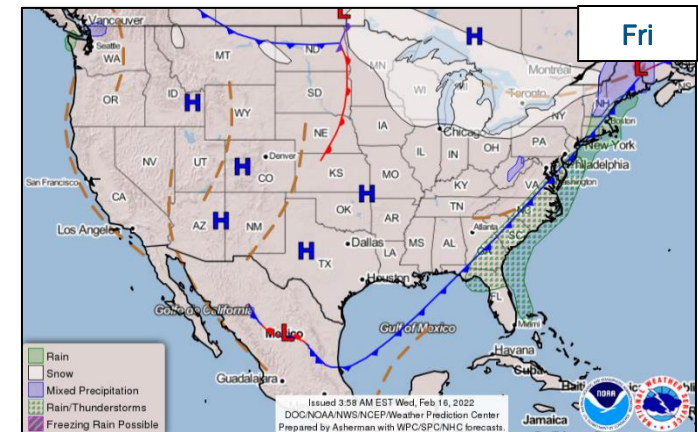
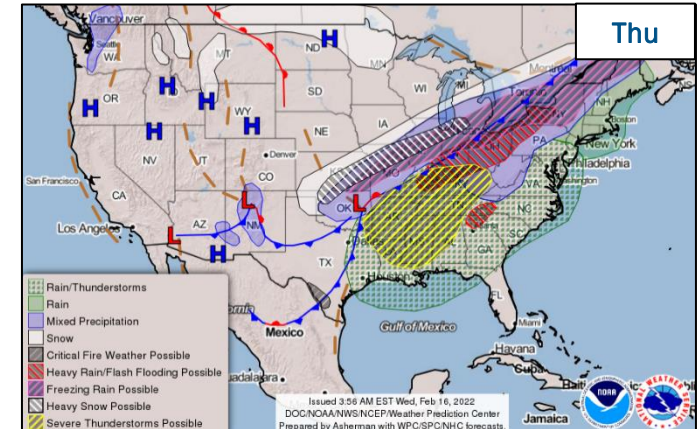
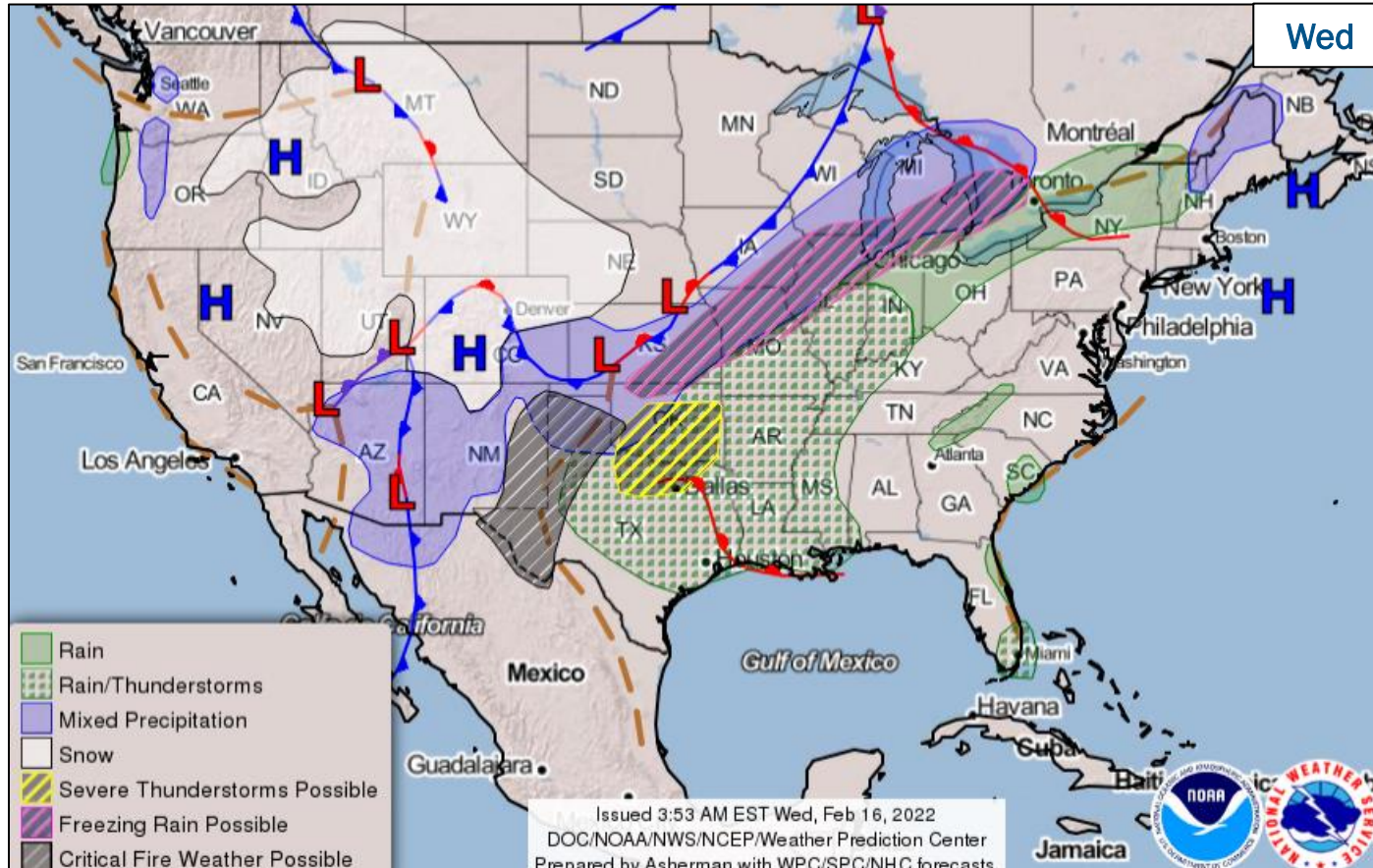
Event Monitoring

- 2022 State of the Union Address – Washington, DC (Mar 1)



FEMA

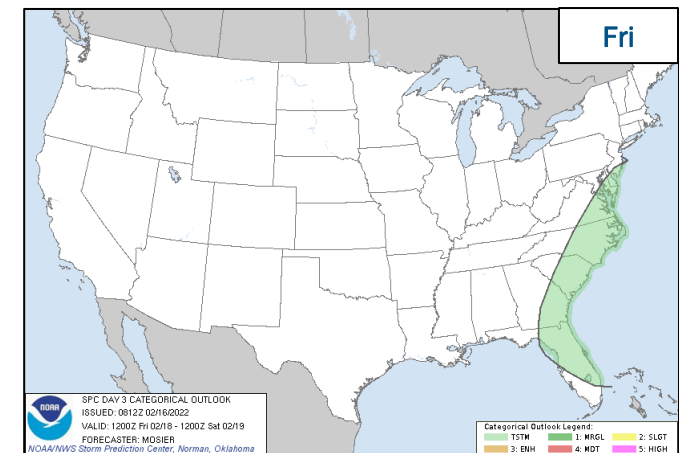
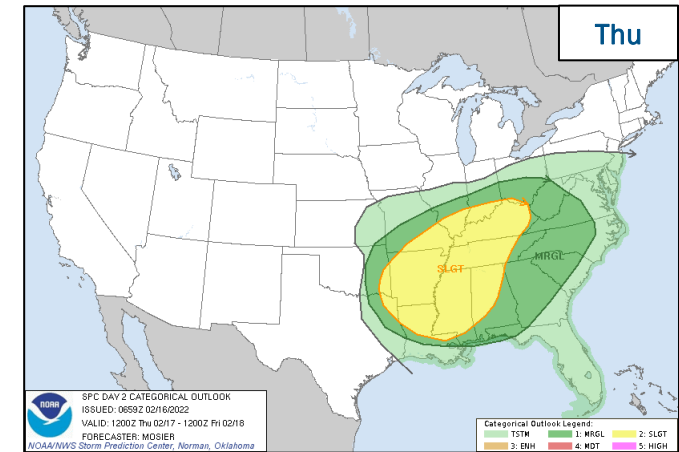
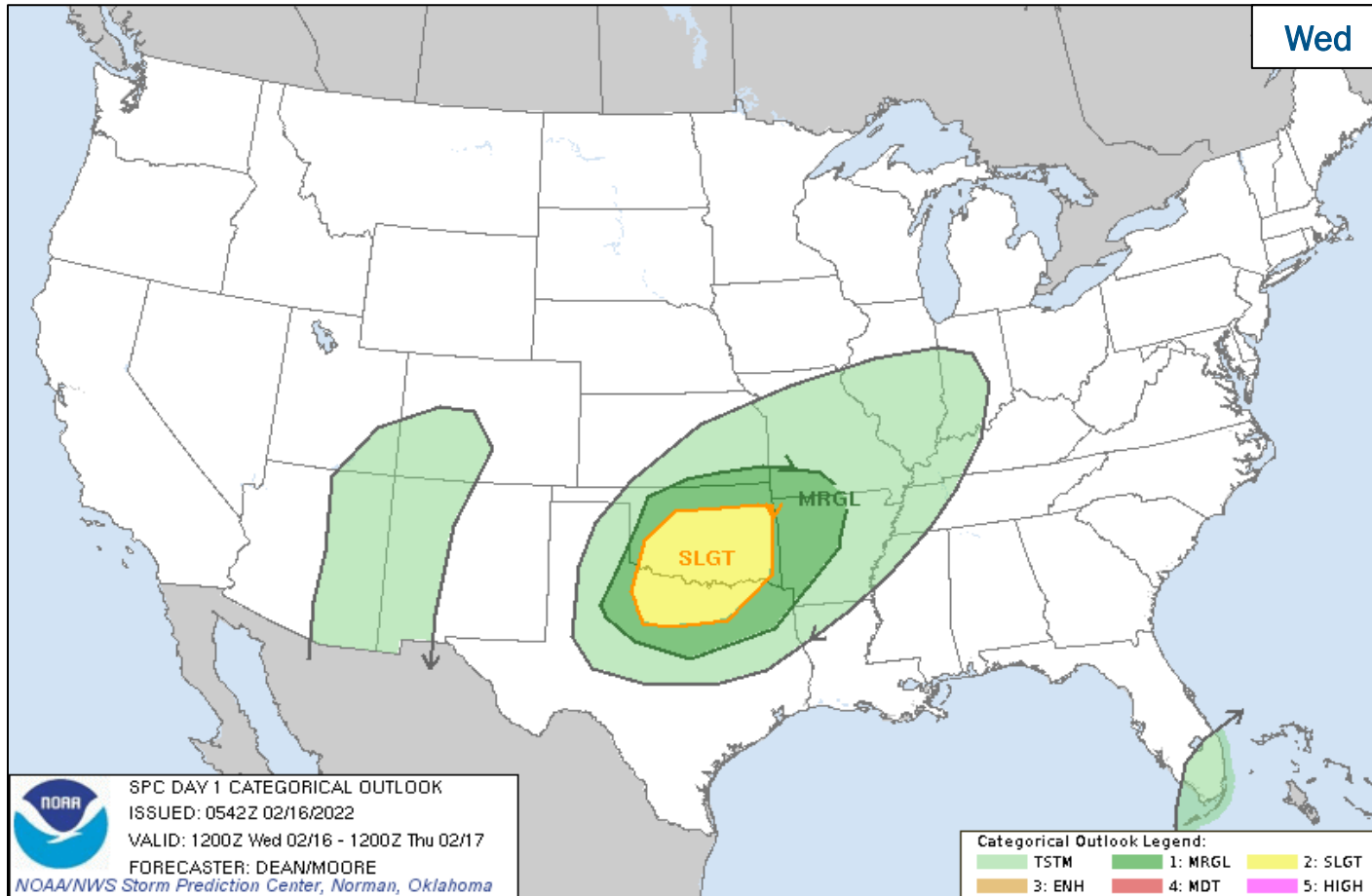
National Weather Forecast



FEMA

National Watch Center

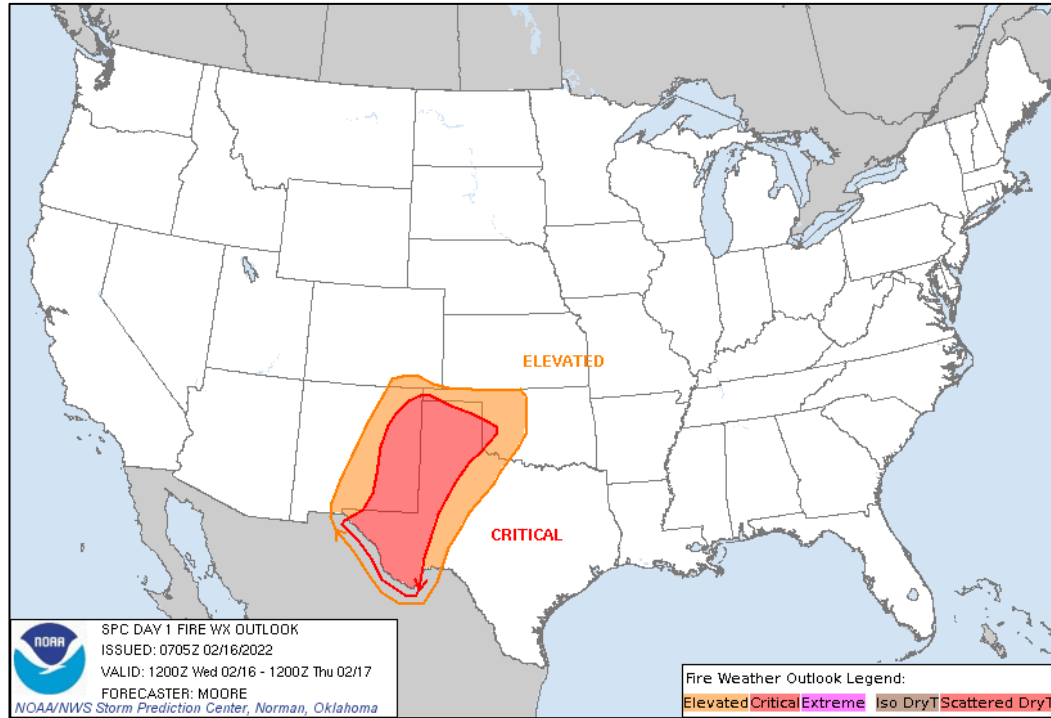
Severe Weather Outlook



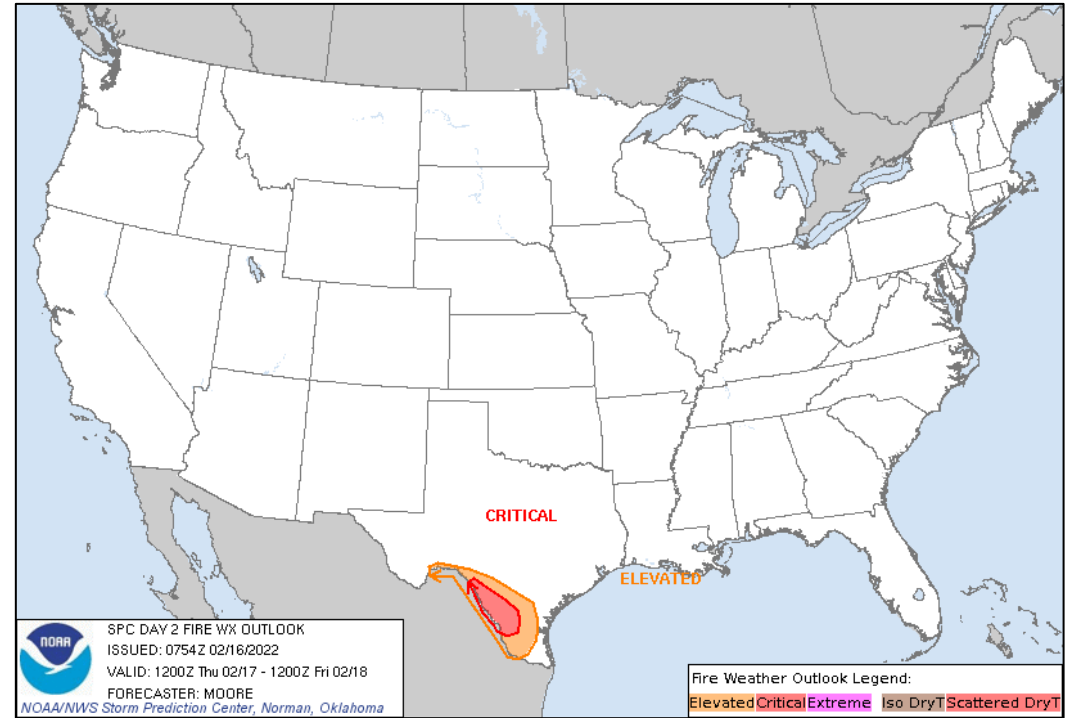
FEMA

National Watch Center

Fire Weather Outlook



Today



Tomorrow



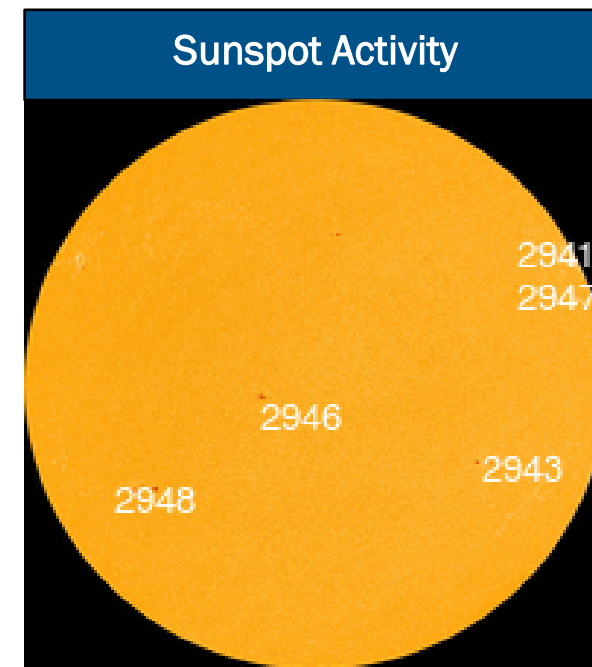

FEMA

National Watch Center

Space Weather Outlook

	Space Weather Activity	Geomagnetic Storms	Solar Radiation	Radio Blackouts
Past 24 Hours	Minor	None	None	R1
Next 24 Hours	None	None	None	None

For further information on NOAA Space Weather Scales refer to: <http://www.swpc.noaa.gov/noaa-scales-explanation>
 For further information on Sunspot Activity refer to: <https://www.swpc.noaa.gov/phenomena/sunspotssolar-cycle>



FEMA

Joint Preliminary Damage Assessments

Region	State / Location	Incident	IA	Number of Counties		Start - End
			PA	Requested	Complete	
I	ME	Coastal Storm Oct 30-31	IA	0	0	N/A
			PA	4	4 (+1)	11/8 - 2/14
	MA	Snow Feb 3-4	IA	0	0	N/A
			PA	6	0	TBD
II	PR	Flooding Feb 4-8	IA	7 (+1)	5 (+1)	2/9 - TBD
			PA	0	0	N/A
III	VA	Severe Winter Storm/Snowstorm Jan 2-3	IA	0	0	N/A
			PA	32	0	1/24 - TBD
IV	SC	Winter Storm Jan 15-16	IA	0	0	N/A
			PA	6	6 (+2)	1/31 - 2/8
	TN	Severe Ice Storm and Flooding Feb 3-4	IA	0	0	N/A
			PA	7	0	2/14 - TBD
X	AK	Winter Storm Dec 25-27	IA	0	0	N/A
			PA	4	4 (+4)	2/7 - 2/14
		Winter Storm Jan 1-4	IA	0	0	N/A
			PA	1 (-1)	1 (+1)	2/7 - 2/14
	WA	Flooding Jan 1-16	IA	0	0	N/A
			PA	16 (+2)	0	2/14 - TBD



FEMA

Declaration Approval – Hawaii

Declaration Type: Major Disaster Declaration FEMA-4639-DR-HI

Requested: Jan 11, 2022

Date Approved: Feb 15, 2022

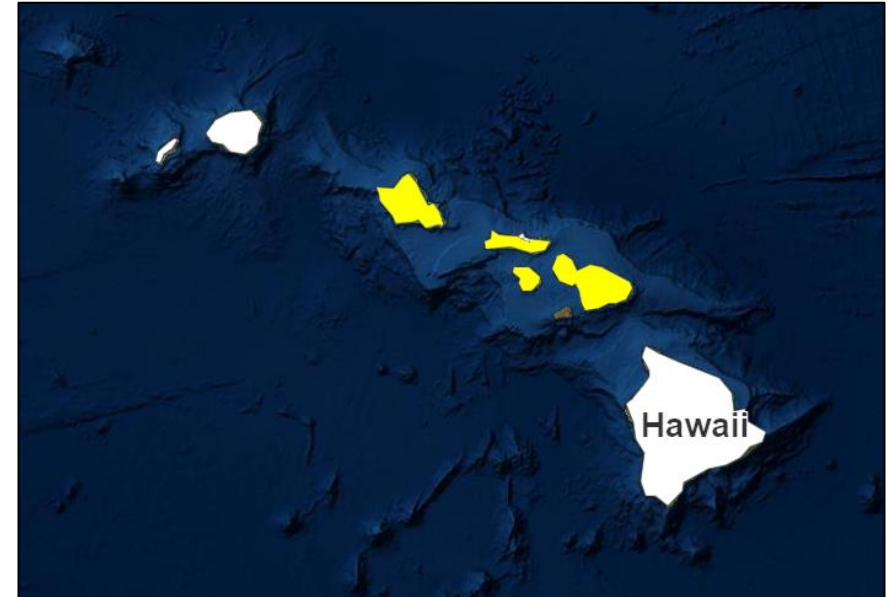
Incident: Severe Storms, Flooding, and Landslides

Incident Period: Dec 5-10, 2021

Provides:

- **PA:** 1 city and 2 counties
- **Hazard Mitigation:** Statewide

FCO: Benigno Bern Ruiz



■ PA



FEMA

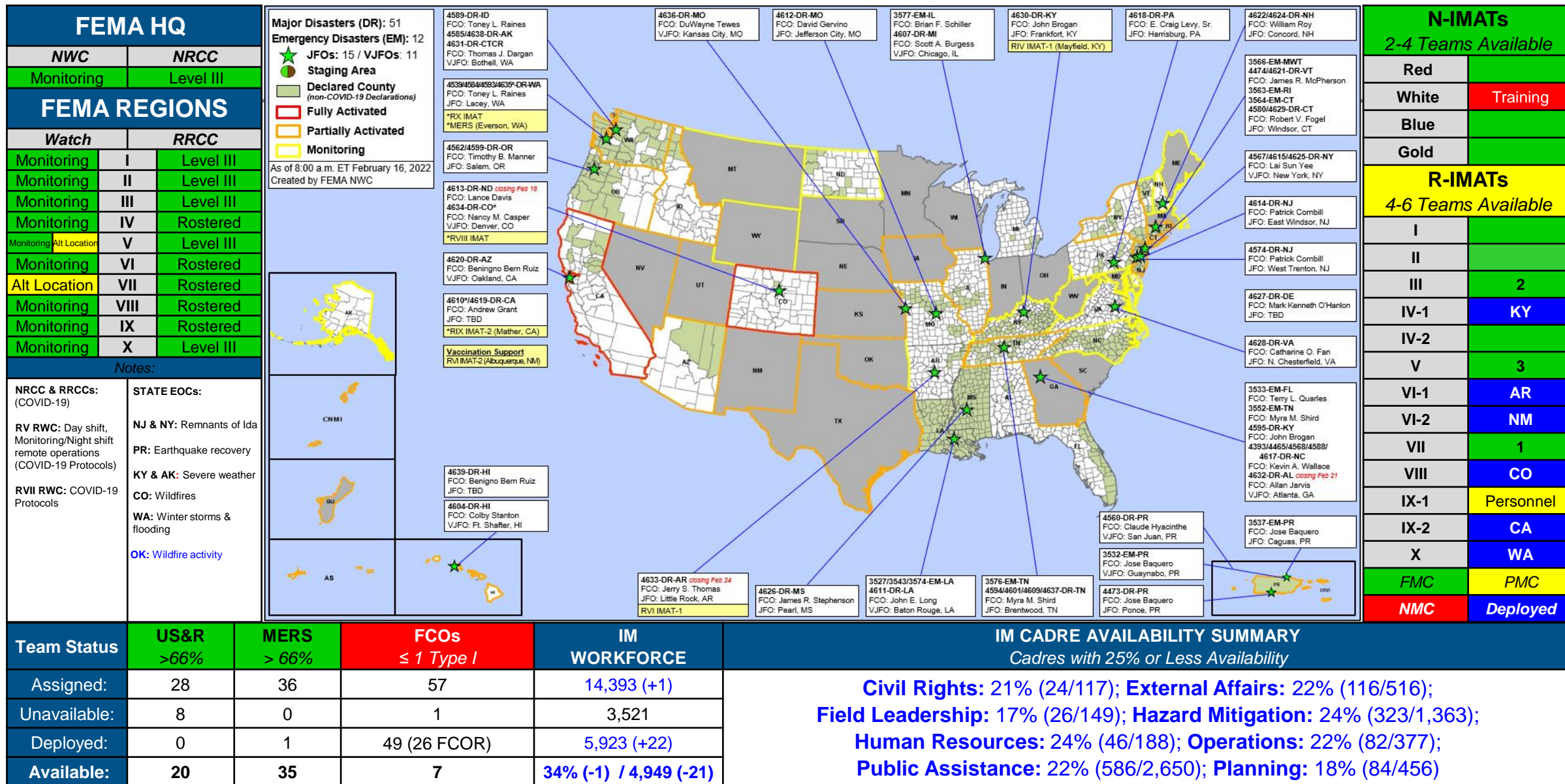
Declaration Requests in Process – 4

State / Tribe / Territory – Incident Description	Type	IA	PA	HM	Requested
HI – Severe Storms, Flooding, Landslides, and Mudslides - APPROVED	DR		X	X	Jan 11
FL – Severe Storms, Straight-line Winds, and Tornadoes - DENIED	DR	X			Jan 24
KS – Severe Storms and Straight-line Winds	DR		X	X	Jan 24
IA – Severe Storms, Straight-line Winds, and Tornadoes	DR		X	X	Feb 2
KY – Severe Storms, Straight-line Winds, Tornadoes, Flooding, Landslides, and Mudslides	DR	X	X	X	Feb 4
NE – Severe Storms, Straight-line Winds, and Tornadoes	DR		X	X	Feb 10



FEMA

FEMA Common Operating Picture



Team Status	US&R >66%	MERS > 66%	FCOs ≤ 1 Type I	IM WORKFORCE
Assigned:	28	36	57	14,393 (+1)
Unavailable:	8	0	1	3,521
Deployed:	0	1	49 (26 FCOR)	5,923 (+22)
Available:	20	35	7	34% (-1) / 4,949 (-21)

IM CADRE AVAILABILITY SUMMARY	
Cadres with 25% or Less Availability	
Civil Rights:	21% (24/117); External Affairs: 22% (116/516);
Field Leadership:	17% (26/149); Hazard Mitigation: 24% (323/1,363);
Human Resources:	24% (46/188); Operations: 22% (82/377);
Public Assistance:	22% (586/2,650); Planning: 18% (84/456)



FEMA

Helping people before, during, and after disasters.



Scan to subscribe to this briefing.