

FEMA National Watch Center

# Daily Operations Briefing

Thursday, February 15, 2024

8:30 a.m. ET



**FEMA**

# National Current Ops / Monitoring

---

## New Significant Incidents / Ongoing Ops

- No new significant incidents / operations

## Hazard Monitoring

- Heavy snow – California and Pacific Northwest, Northern Plains, Great Lakes to Northeast
- Freezing rain – Great Lakes

---

## Disaster Declaration Activity

- Request: Major Disaster Declaration – IA

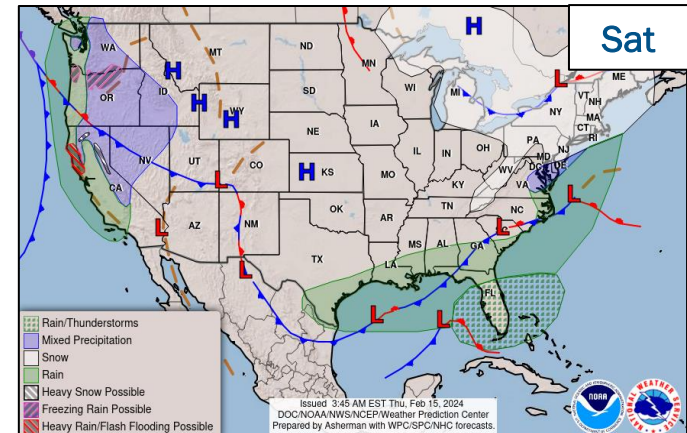
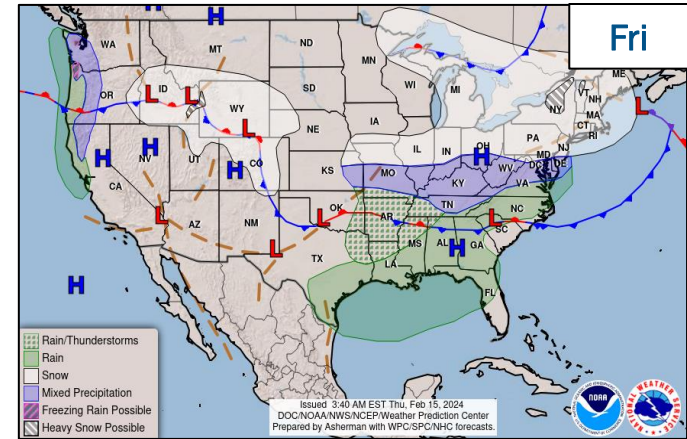
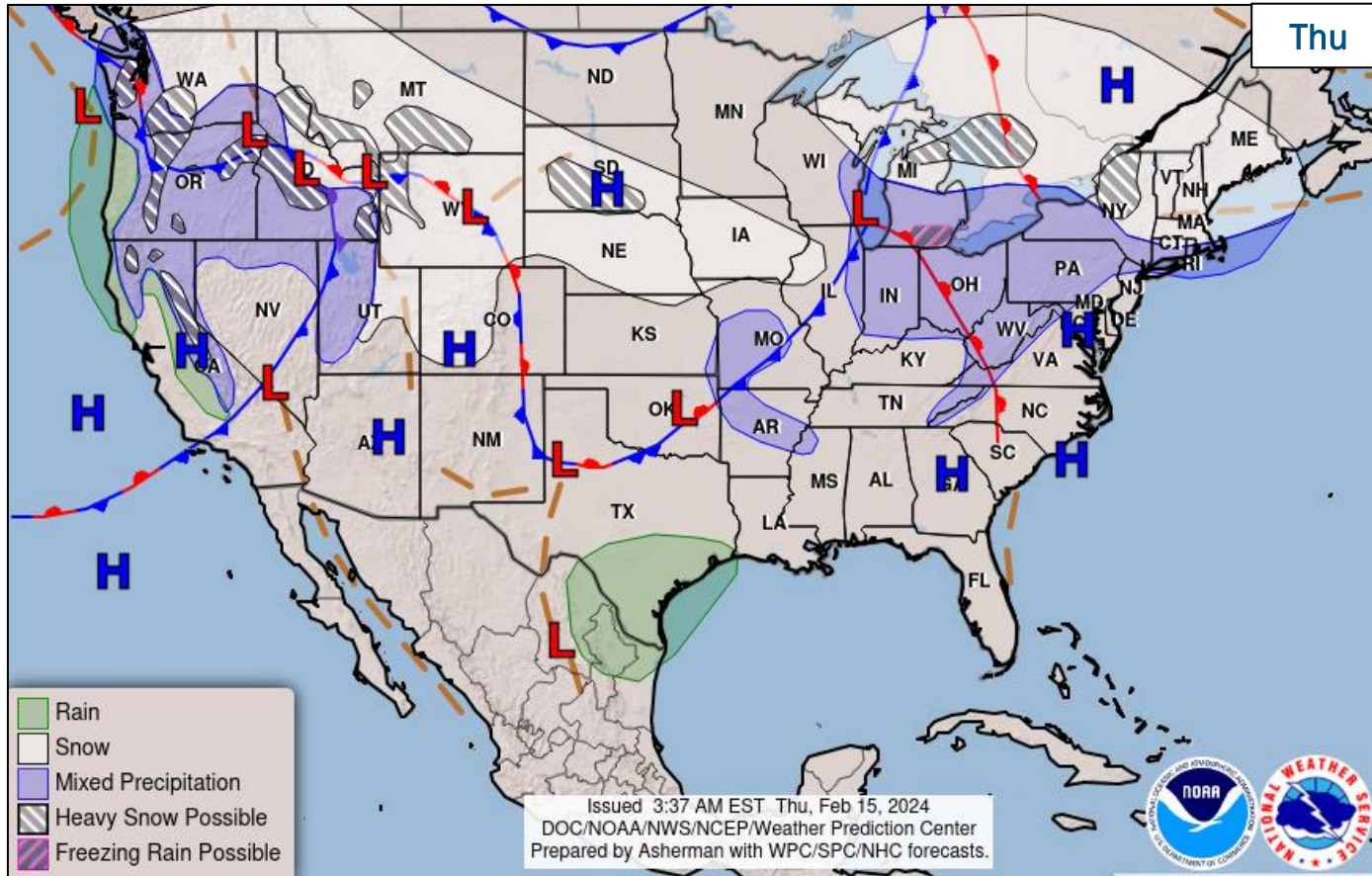
## Event Monitoring

- No new significant events



**FEMA**

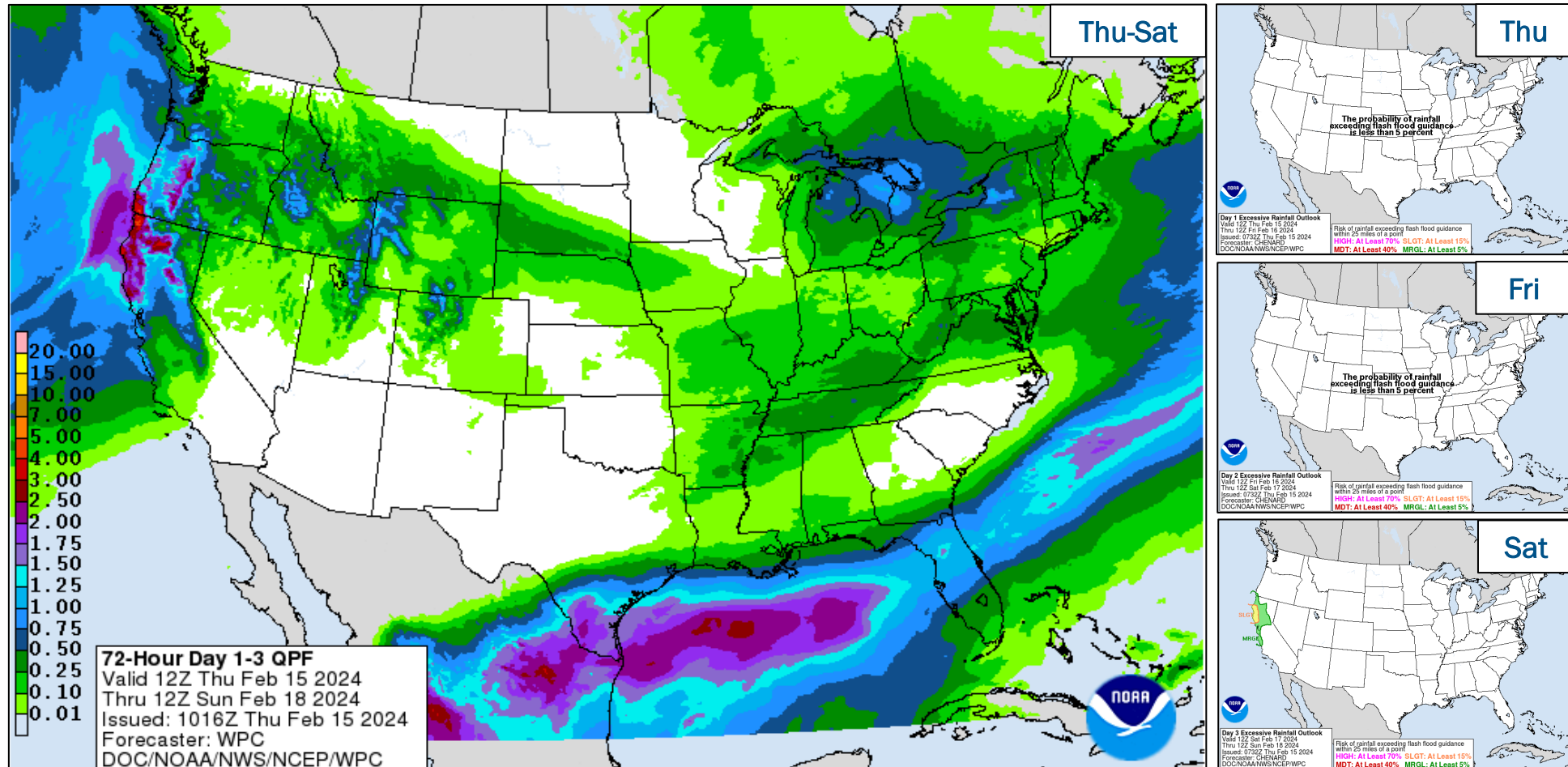
# National Weather Forecast



FEMA

National Watch Center

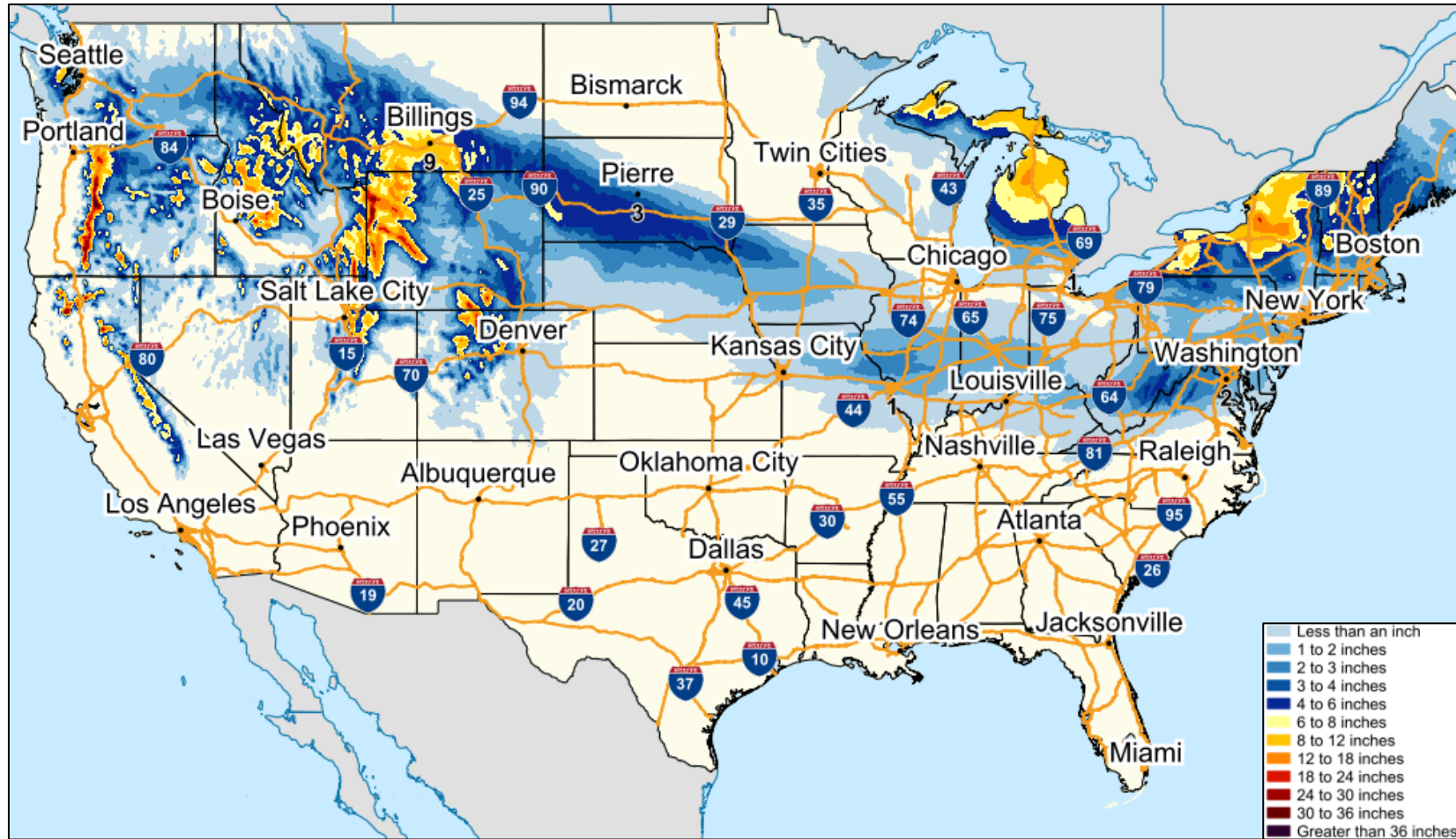
# Precipitation & Excessive Rainfall



FEMA

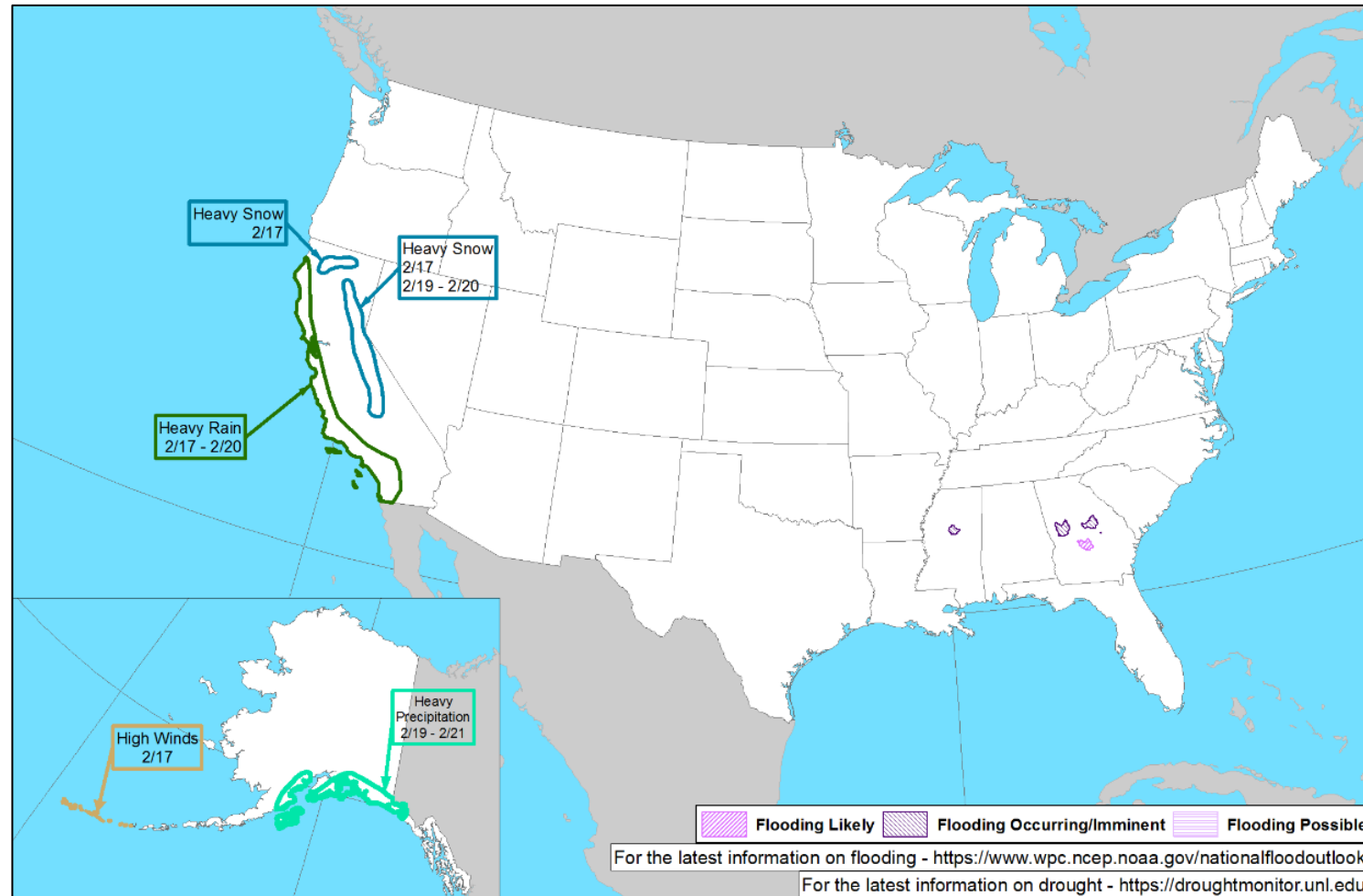
National Watch Center

# Snowfall Forecast



FEMA

# Hazards Outlook – Feb 17-21


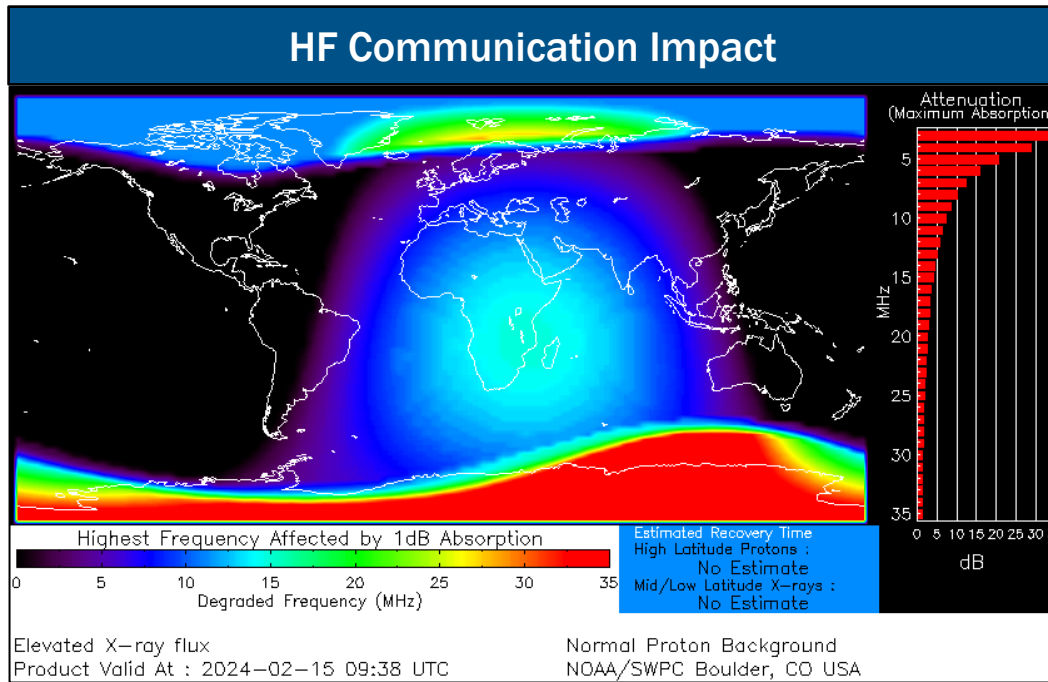


FEMA

# Space Weather Outlook

Minor	Space Weather Activity	Geomagnetic Storms	Solar Radiation	Radio Blackouts
Past 24 Hours	Minor	None	S1	R1
Next 24 Hours	Minor	None	S1	R1

For further information on NOAA Space Weather Scales refer to: <http://www.swpc.noaa.gov/noaa-scales-explanation>  
 For further information on Sunspot Activity refer to: <https://www.swpc.noaa.gov/phenomena/sunspotssolar-cycle>



**FEMA**

# FEMA Common Operating Picture

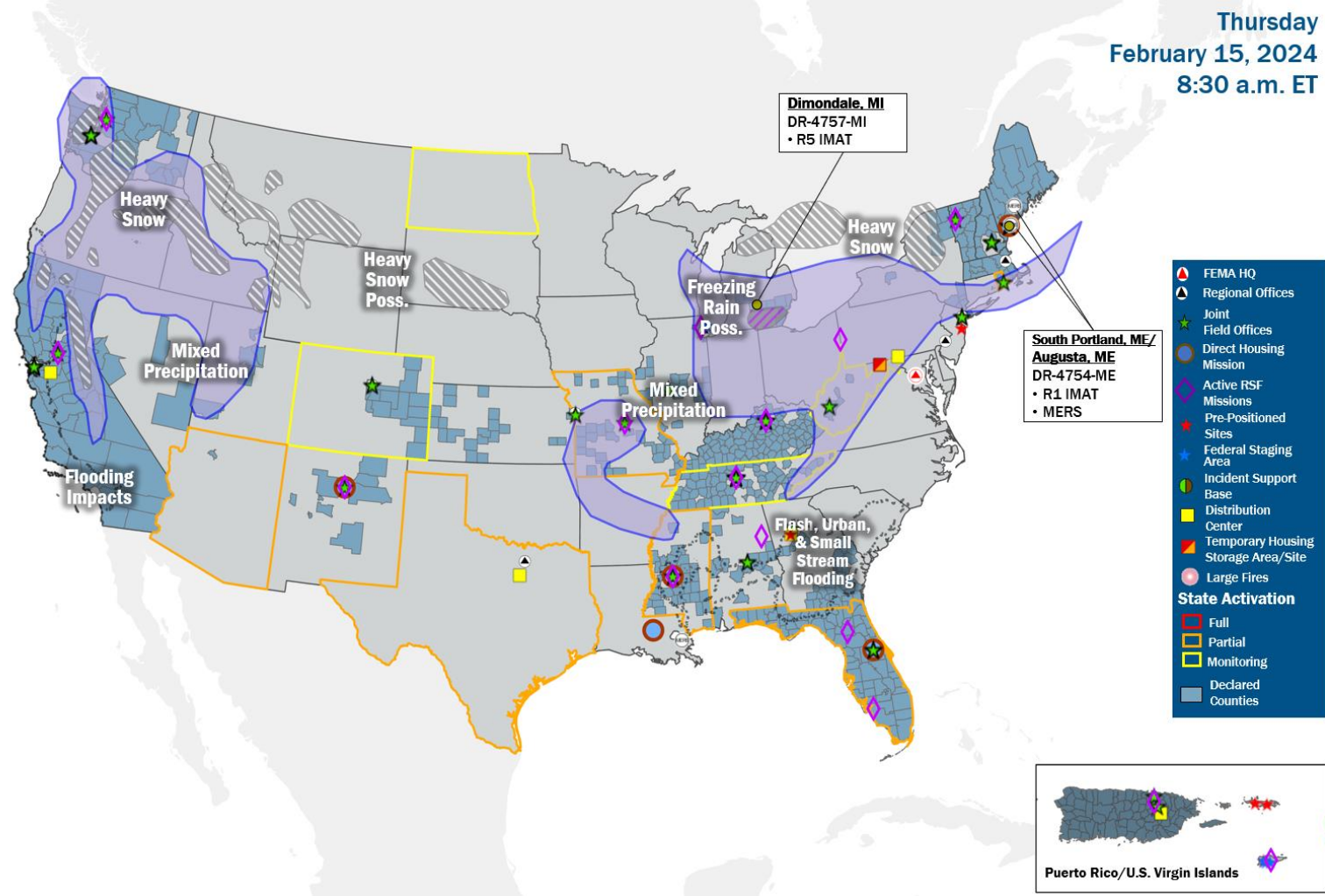
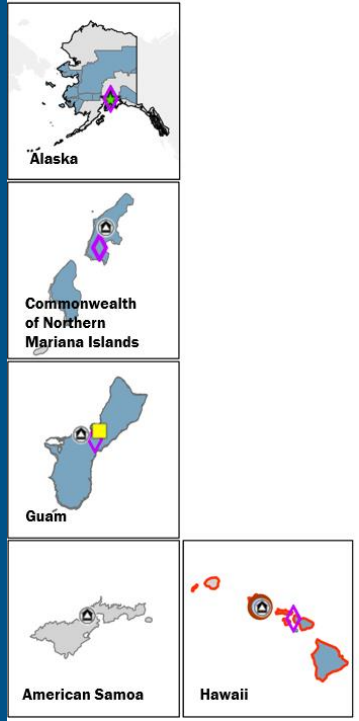
**19 + 5** Joint Field Offices Virtual Joint Field Offices Supporting  
**70 + 4** Major Disasters Emergency Declarations  
**12** Direct Housing Missions  
**31** RSF-Supported Disasters

Thursday  
 February 15, 2024  
 8:30 a.m. ET

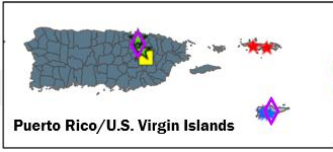
FEMA HQ	
NWC	NRCC
Monitoring	Activated
FEMA REGIONS	
Watch	RRCC
Monitoring	I Rostered
Monitoring	II Rostered
Monitoring	III Rostered
Monitoring	IV Rostered
Monitoring	V Rostered
Monitoring	VI Rostered
Monitoring	VII Rostered
Monitoring	VIII Rostered
Monitoring	IX Rostered
Monitoring	X Rostered
Notes:	
RWCs/RRCCs/IMATs: NRCC: Sustained Ops	STATE EOCs: FL/MS/ND/TN/TX/WV: Severe Weather FL: TC Idalia TX: Ongoing Threats AZ/CO: SW Border HI: Wildfires RI: Winter Weather
Volunteer Force	
Rostered 7,672 (+6)	Deployed 121 (+6)
Surge Capacity Force	
Rostered 8,386	Deployed 0

N-IMATs	
2-5 Teams Available	
Red	
White	
Blue	
Gold	
HS	
R-IMATs	
≥ 7 Teams Available	
I	ME
II	1
III	
IV-1	
IV-2	
V	MI
VI-1	
VI-2	
VII	
VIII	2
IX-1	Personnel
IX-2	Personnel
X	3

REGIONAL BREAKDOWN			
	JFO/VJFO	DR	EM
I	4/0	11	3
II	2/1	4	0
III	1/0	1	0
IV	5/1	21	1
V	1/0	3	0
VI	1/0	1	0
VII	2/0	2	0
VIII	1/0	2	0
IX	1/1	17	0
X	1/2	8	0



	FEMA HQ
	Regional Offices
	Joint Field Offices
	Direct Housing Mission
	Active RSF Missions
	Pre-Positioned Sites
	Federal Staging Area
	Incident Support Base
	Distribution Center
	Temporary Housing Storage Area/Site
	Large Fires
State Activation	
	Full
	Partial
	Monitoring
	Declared Counties



## IM Workforce

13,810 (+5) Assigned  
 4,174 (+45) Unavailable  
 5,365 (-4) Deployed

---

31% / 4,271 (-36) Available

## IM Cadre Availability

9 (+1) Cadres ≤ 25% Availability

External Affairs: 25% (126/505); Environmental Planning and Historic Preservation: 19% (150/808); Field Leadership: 18% (26/146); Hazard Mitigation: 24% (300/1,231); Operations: 20% (66/332); Public Assistance: 18% (383/2,185); Planning: 15% (72/465); Safety: 15% (13/84); Security: 23% (31/136)

## MERS

> 66%

36 Assigned  
 0 Unavailable  
 2 Deployed

---

34 Available

## US&R

> 66%

28 Assigned  
 1 Unavailable  
 0 Deployed

---

27 Available

## FCO

≤ 1 Type I

50 (+2) Assigned  
 5 (-1) Unavailable  
 38(+1)(23(-1)FCOR) Deployed

---

7 (+2) Available



# Joint Preliminary Damage Assessments

Region	State / Location	Incident	IA	Number of Counties		Start - End
			PA	Requested	Complete	
I	NH	Flooding Dec 17 and continuing	IA	0	0	N/A
			PA	10	10 (+10)	1/2 - 2/13
		Flooding Jan 9 and continuing	IA	10	0	TBD - TBD
			PA	10	0	TBD - TBD
	RI	Flooding Dec 17-19	IA	3	0	N/A
			PA	2	0	1/29 - TBD
		Flooding Jan 9-13	IA	3	0	2/15 - TBD
			PA	0	0	N/A
	MA	Flooding Jan 10-13	IA	0	0	N/A
			PA	4	0	TBD - TBD
	ME	Flooding Jan 10-13	IA	8	7	1/23 - TBD
			PA	8	0	1/29 - TBD
	VT	Winter Storm/High Winds Jan 9-10	IA	0	0	N/A
			PA	5	0	TBD - TBD



FEMA

# Joint Preliminary Damage Assessments

Region	State / Location	Incident	IA	Number of Counties		Start - End
			PA	Requested	Complete	
VI	CNO*	Severe Winter Weather Jan 12-16	IA	0	0	N/A
			PA	1	0	TBD - TBD
IX	CA	Atmospheric Rivers Jan 31-Feb 7	IA	6	0	2/13 - TBD
			PA	15	0	2/13 - TBD
X	OR	Winter Storms Jan 12-20	IA	0	0	N/A
			PA	11	0	2/12 - TBD

\*Choctaw Nation of Oklahoma



**FEMA**

# Declaration Request – Iowa

**Declaration Type:** Major Disaster – IA

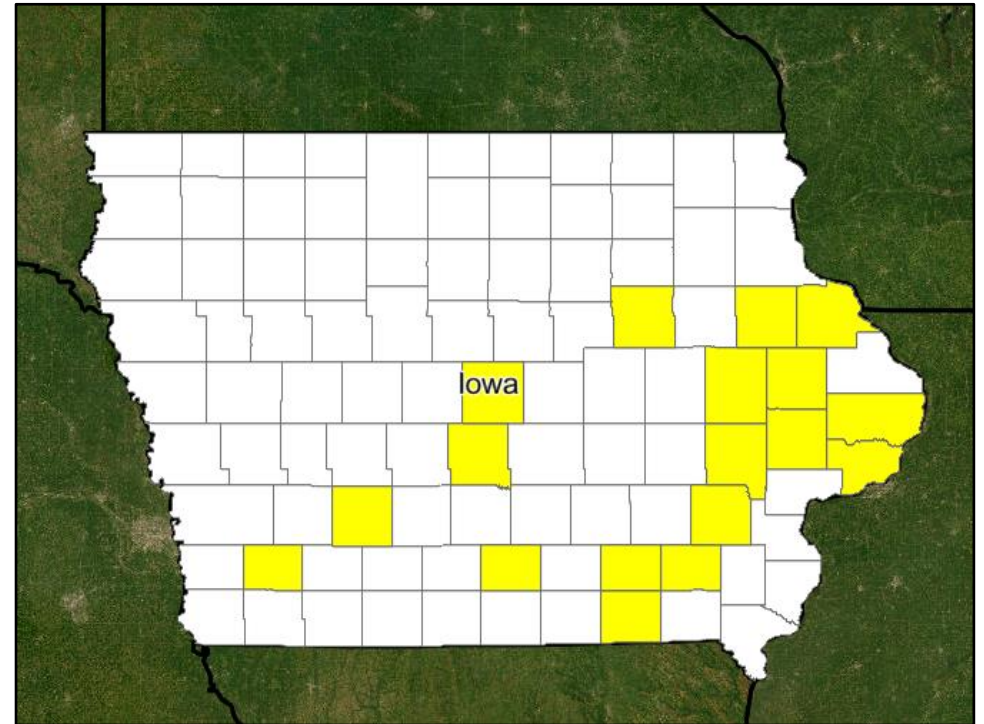
**Requested:** Feb 13

**Incident:** Severe Winter Storms and Snowstorm

**Incident Period:** Jan 8-14

**Requested:**

- **PA (including Snow Assistance):** 18 counties
- **Hazard Mitigation:** Statewide



■ PA



**FEMA**

# Declaration Requests in Process – 11

State / Tribe / Territory – Incident Description	Type	IA	PA	HM	Requested
OH – Train Derailment	DR	X	X	X	Jul 3
WA – Wildfires	DR	X	X	X	Oct 4
KY – Severe Storms, Tornadoes, Straight-Line Winds, and Flooding (Appeal)	DR	X			Oct 23
AK – Severe Storms, Flooding, and Landslides	DR	X	X	X	Jan 8
PA – Severe Storms and Flooding (Appeal)	DR		X		Jan 20
AK – Permafrost Degradation	DR		X	X	Jan 24
ND – Severe Winter Storm and Straight-Line Winds	DR		X	X	Jan 26
SC – Severe Storm and Tornadoes	DR	X			Feb 2
FL – Severe Storm, Straight-Line Winds, and Tornadoes	DR	X	X	X	Feb 5
CA – Severe Storm and Flooding	DR	X			Feb 7
IA – Severe Winter Storms and Snowstorm	DR		X	X	Feb 13



**FEMA**



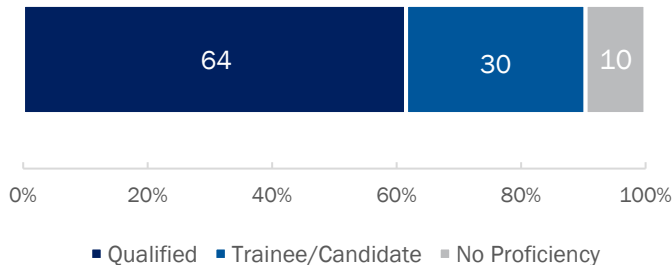
## INDIVIDUAL ASSISTANCE SUMMARY

<u>Registrations</u> 16,810	<u>Individuals &amp; Households Program</u> \$108M
<u>Small Business Administration Loans</u> \$59M	<u>Housing Assistance</u> \$96M
<u>NFIP Payouts</u> \$24M	<u>Other Needs Assistance</u> \$12M

## STAFF SUMMARY

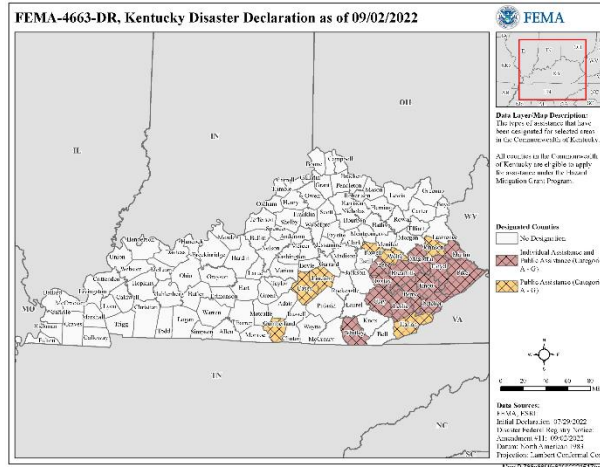
Total Staff: 104 | Coach/Evaluators: 35

FEMA Staff by Deployed Proficiency Level



## INCIDENT SUMMARY

On July 29, 2022, a Major Disaster Declaration was declared for the Commonwealth of Kentucky, designating 13 counties for Public Assistance (PA) Cat. B including direct federal assistance and Hazard Mitigation Grant Program statewide. **Amendments #01 through #04 and #11** adding Individual Assistance for 13 counties; **Amendments #05 through #08 and #11** adding PA Cat. A and Cat. C-G for 13 counties, PA Cat. A-G approved for 3 counties: Lee, Lincoln and Powell; PA for 4 counties: Whitley, Cumberland, Casey and Harlan. **Amendment #09** closed the incident period effective August 11, 2022. **Amendment #10** amended cost share for Public Assistance. **Amendment #12 and #13** appointed new FCOs.



## FCO ASSESSMENT

### Priorities

- **Focus:** Deliver innovative housing recovery outcomes and provide technical assistance and funding to small, distressed, at risk communities to restore infrastructure.

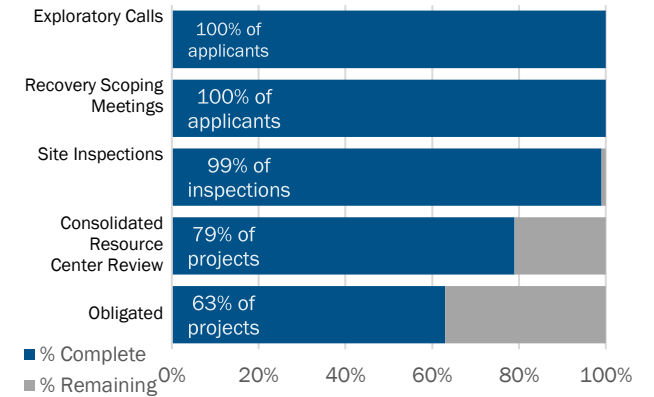
### Outcomes

- **Housing:** Adequate, resilient, accessible, and affordable housing
- **Infrastructure:** Restored, modernized, hardened and resilient systems

## PUBLIC ASSISTANCE SUMMARY

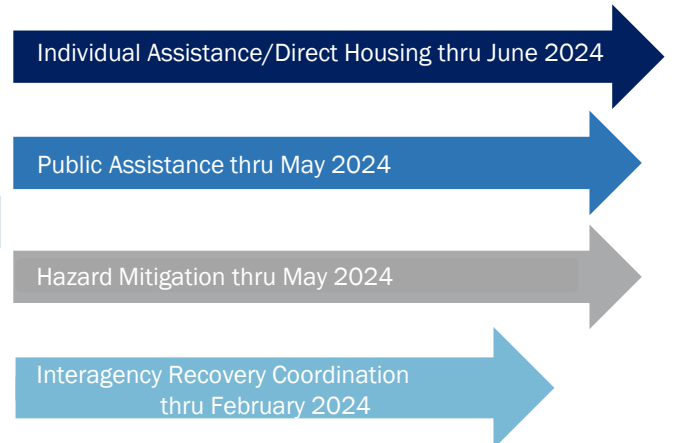
<u>Applicants: 115</u>	<u>Projects: 2,087</u>
<u>\$ Obligated: &gt;\$236M</u>	<u>Life of Disaster: &gt;\$1.1B</u>

### % of Phase Complete



406 Mitigation HMP: 777 of 1,774 projects

## TRANSITION TIMELINE



# FCO Senior Leadership COP Brief DR-4663-KY FCO: Craig Levy

## Recovery Support Functions (RSF)

Recovery Outcomes	
Housing	<b>Housing: Adequate, resilient, accessible, and affordable housing</b>
	1 All survivors whose primary residences were damaged or destroyed or were displaced by the disaster have returned and re-established residence in permanent housing within the affected community
	2 Survivors can afford post-disaster permanent housing units within the affected community without post-disaster assistance
	3 Post-disaster permanent housing units in the affected community meet or exceed recognized residential codes and standards and incorporate recommended mitigation measures appropriate to the area's hazards (e.g., flooding, fire, high winds), or include resiliency measures
	4
	5
Economic	<b>Economic: Sustainable, diversified and resilient economy</b>
	1 Business activities are resumed and restored, including those local and marginalized businesses and major employers
	2 Local and state government ability to facilitate and regulate business activities is restored
	3 Tax base and revenue streams from businesses are restored
	4 Communities have Comprehensive Economic Development Strategies that measures the recovery process
	5 Financial activities essential to credit and insurance coverage and flows are restored
Community Assistance	<b>Community Recovery: Resilient recovery of SLTT communities</b>
	1 Community Conditions Assessment + Community Profiles
	2 Status of emergency plans, such as the Mitigation plan and Pre-Disaster Recovery Plan
	3 Community engagement and communication strategy is in place for long-term recovery plan or strategy
	4 Mitigation and recovery projects have been implemented
	5 Inclusive communications strategy developed for long-term recovery planning or strategy

Recovery Outcomes	
Infrastructure Systems	<b>Infrastructure: Restored, modernized, hardened and resilient systems</b>
	1 Power systems and fuel delivery services have been repaired, modernized, and strengthened for future disasters
	2 Water systems, dams, levees, and service capacities have been repaired, modernized, and strengthened for future disasters
	3 Communication systems and services have been repaired, modernized, and strengthened against future disasters
	4 Public and private transportation systems, to include those supporting marginalized areas are repaired and reliable
	5 Government and PNP facilities have been repaired, modernized and strengthened for future disasters
Health & Social Services	<b>HSS: Sustainable and resilient health education and social service systems</b>
	1 Households have safe drinking water and no hazardous and toxic materials
	2 Healthcare providers have resumed capacity to meet chronic or long-term health needs, as well as primary and emergency care
	3 Ensure survivors are provided necessary behavioral health and disaster case management services.
	4 Social Assistance programs that support vulnerable populations, e.g., have resumed delivery of financial and other materiel support and services to vulnerable segments of the community's population
	5 Schools are fully operational & providing full academic programs and can provide a safe, sanitary, and supportive environment
Natural & Cultural Resources	<b>NCR: Restored, preserved, risk-resistant and resilient resources</b>
	1 Natural resources in the affected community, to include socially marginalized, have been restored to protect people and ecosystems
	2 Resources associated with entertainment, education, recreation, and tourism have been repaired, and public accessibility restored
	3 Access to raw material and other commodities that sustain the local economy has been restored
	4 Sites and artifacts associated with the community's heritage and identity have been stabilized/protected, and public accessibility to these sites has been restored
	5



# FCO Senior Leadership COP Brief DR-4663-KY FCO: Craig Levy

Recovery Outcomes

## Activated RSFs:

### Housing:

Adequate, resilient, accessible, and affordable housing

**Outcome Indicator (H3):** Post-disaster permanent housing units in the affected community meet or exceed recognized residential codes and standards and incorporate recommended mitigation measures appropriate to the area's hazards (e.g., flooding, fire, high winds), or include resiliency measures

- Alternative Manufactured Housing Unit (AMHU)
- AMHU White Paper
- FEMA General Contractor

### Infrastructure:

Restored, modernized, hardened and resilient systems

**Outcome Indicator (I2):** Water systems, dams, levees, and service capacities have been repaired, modernized, and strengthened for future disasters

- Fleming Neon Wastewater Treatment Plant
- EPA Water Technical Assistance Grants and additional grant opportunities



# FEMA

Helping people before, during, and after disasters.



*Scan to subscribe to this briefing.*