

FEMA National Watch Center

Daily Operations Briefing

Friday, February 14, 2025

8:30 a.m. ET



FEMA

National Current Ops / Monitoring

New Significant Incidents / Ongoing Ops

- Atmospheric River - California

Hazard Monitoring

- Heavy Snow – California to Central Rockies, Great Lakes
- Freezing Rain – Central Plains to Ohio Valley
- Heavy Rain / Flash Flooding – California, Southern Plains to Ohio Valley

Disaster Declaration Activity

- No new declaration activity

Event Monitoring

- No significant events



FEMA

Atmospheric River – California

Situation and Impacts: An atmospheric river event continues to impact northern, central, and southern California with moderate to heavy rainfall. Flash Floods and possible debris flows for burn scar areas resulted in flash flood warnings and evacuation orders in areas impacted by the wildfires. The warnings expired at 12:00 a.m. ET, this morning, and a drying trend is expected statewide through Saturday. However, there are evacuation orders in place for parts of San Bernardino, Los Angeles, Ventura, and Orange Counties. There are no requests for FEMA assistance. (*FEMA R-IX SPOTREP, as of 11:36 a.m. ET, Feb 13*)

State / Local Response:

- CA SEOC is at Normal Operations

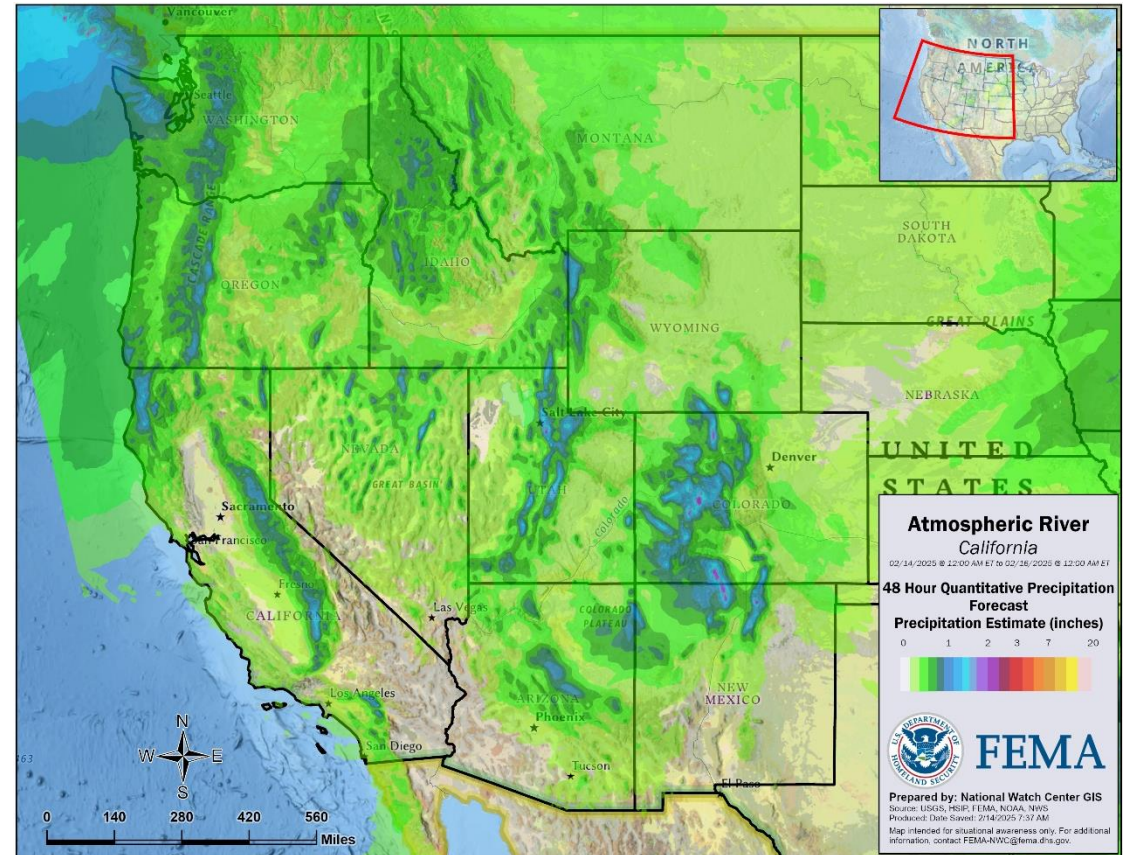
FEMA Regional Response:

- R-IX RWC is monitoring; RRCC is Rostered

FEMA HQ:

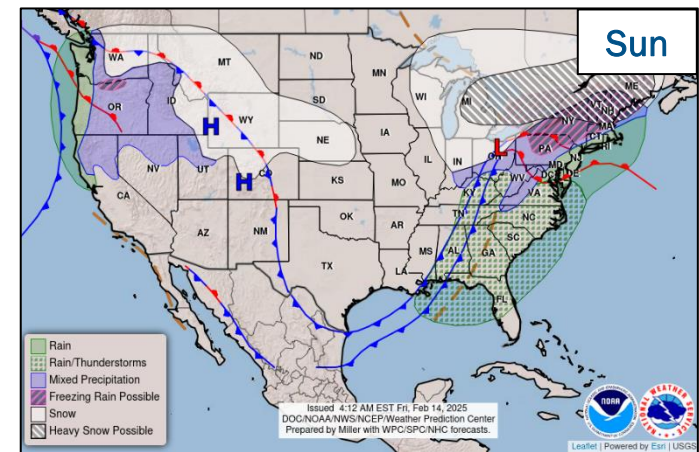
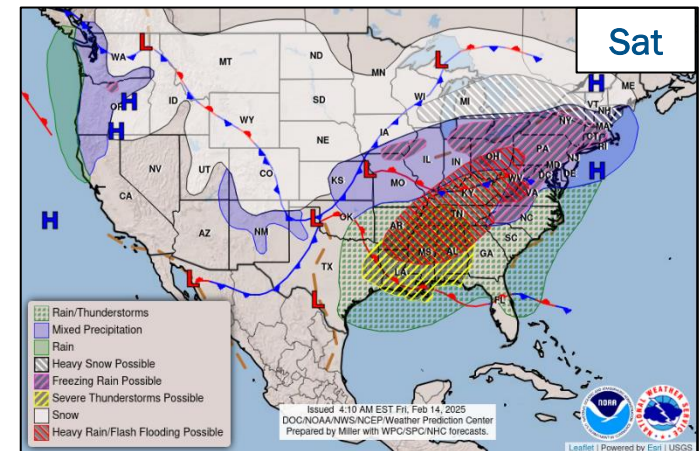
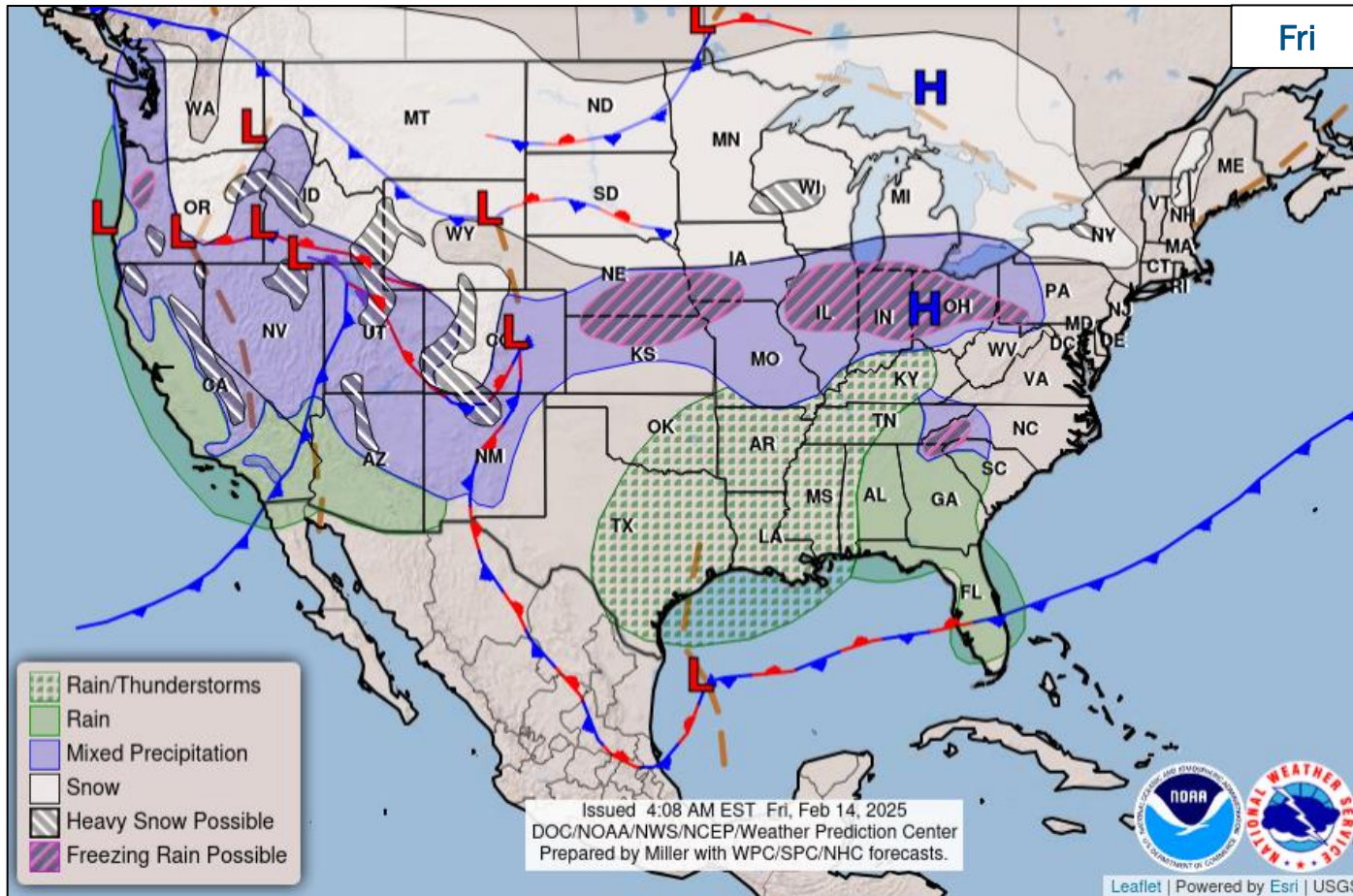
- National Watch Center (NWC) is Monitoring;
NRCC is at steady state

NWC continues to monitor; the next update will be provided in the National Situation Report at 5:00 p.m. ET



FEMA

National Weather Forecast



FEMA

National Watch Center

Saturday February 15th

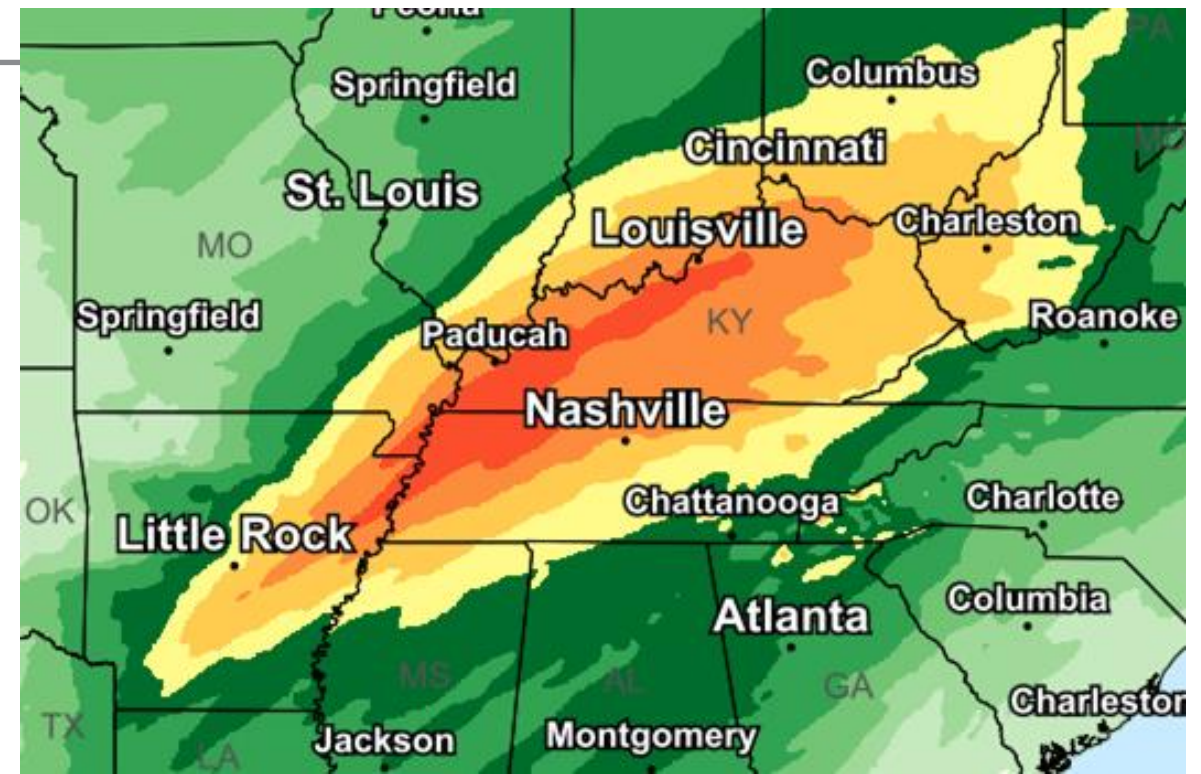
NWS Weather Prediction Center
Updated 6 AM EST, Friday February 14



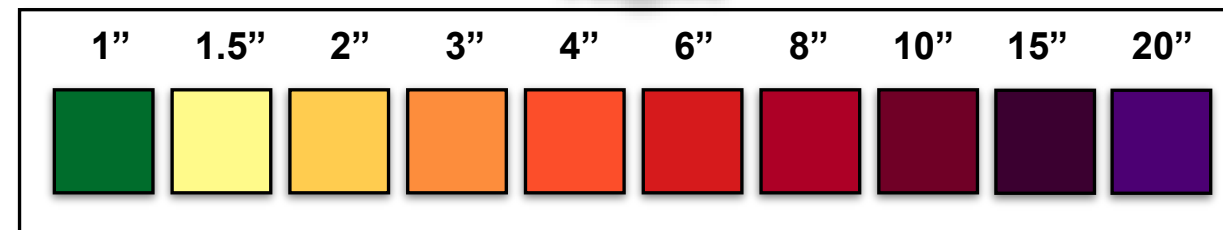
FLOODING RISK AND RAINFALL FORECAST



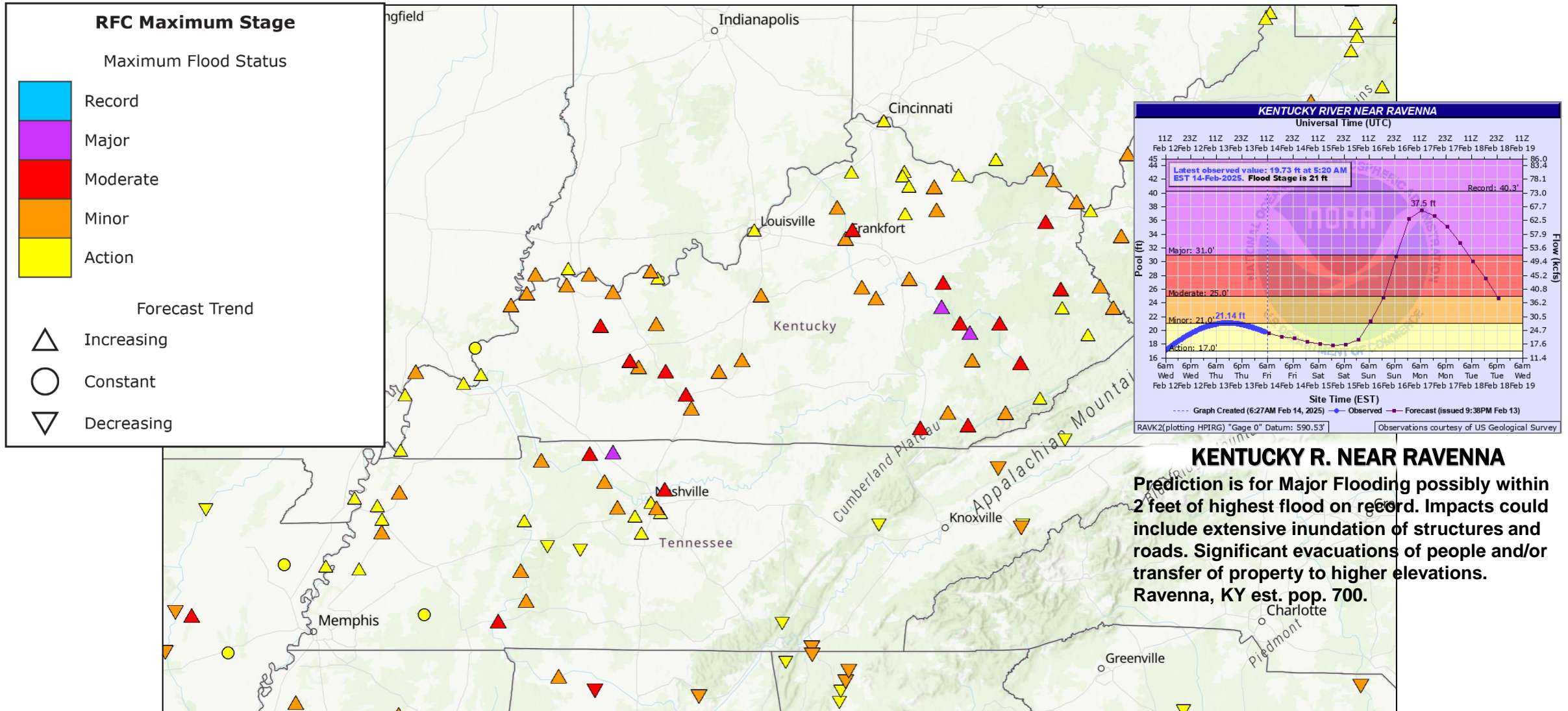
Risk of Flash Flooding



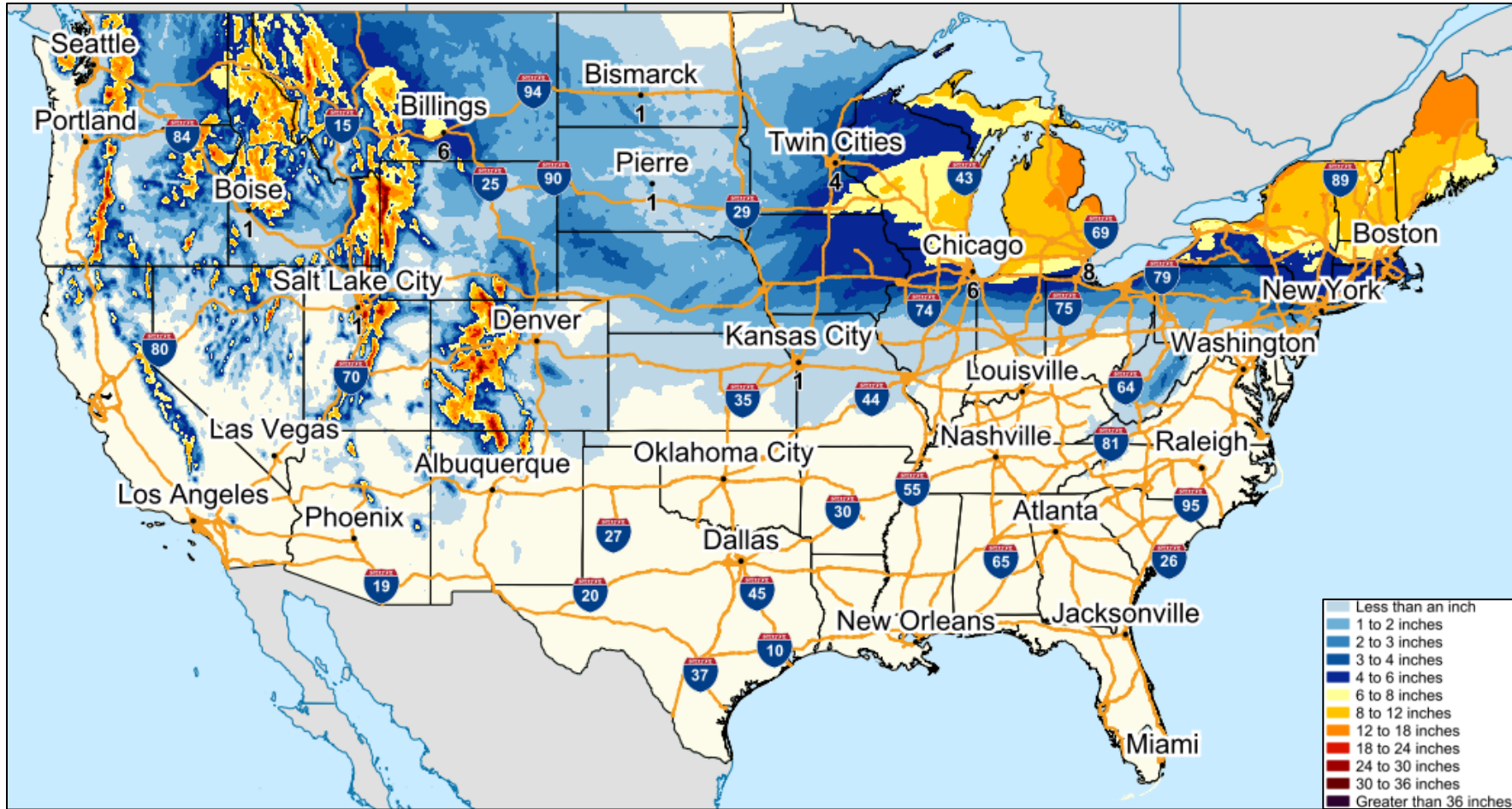
Rainfall Forecast Saturday - Sat. Night



Ohio River Valley – River Forecasts

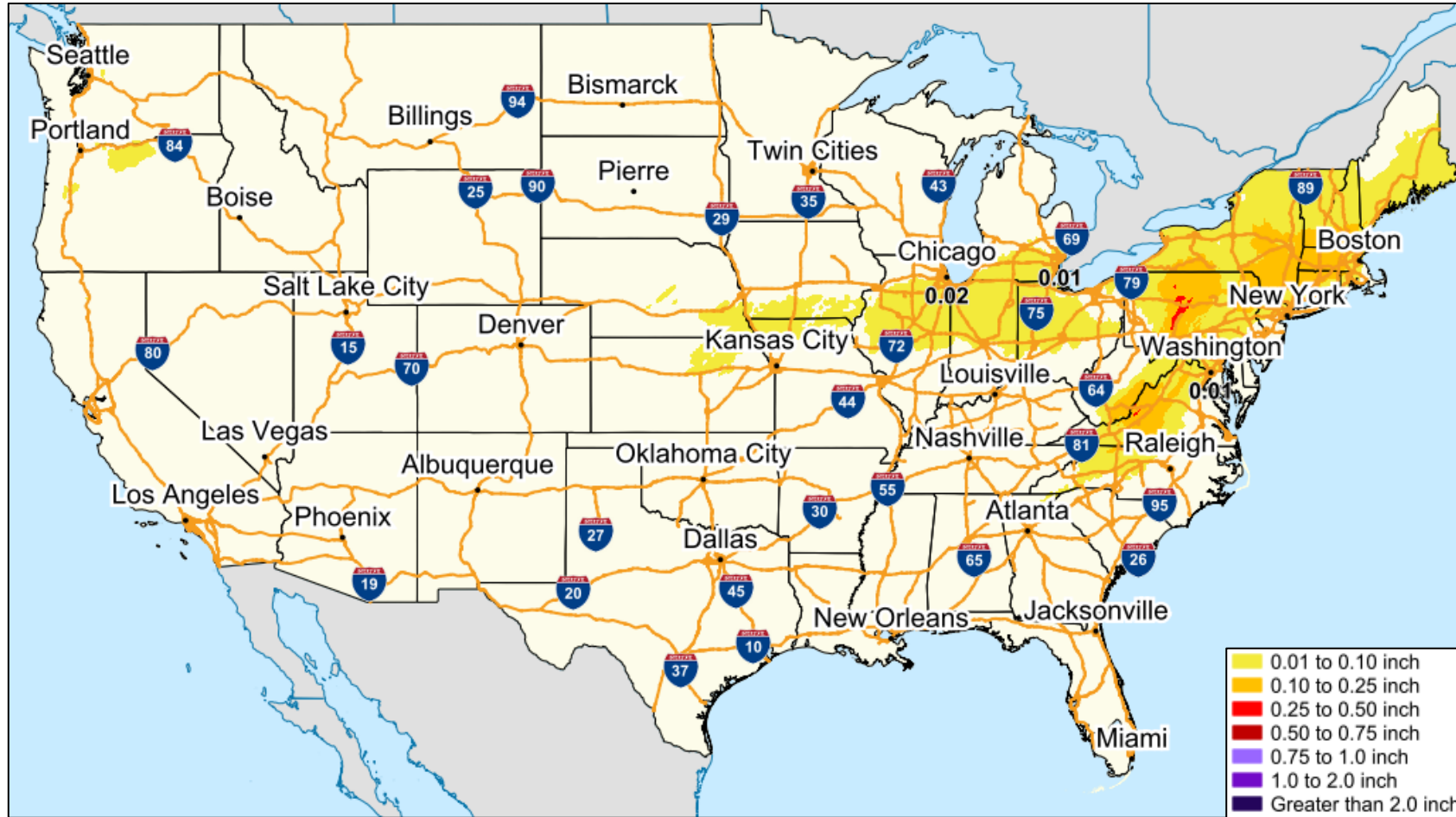


Snowfall Forecast



FEMA

Ice Accumulation Forecast



FEMA

FEMA Common Operating Picture

34 + **0** Supporting
 Joint Field Offices Virtual Joint Field Offices
99 + **9** Major Disasters Emergency Declarations
16 Direct Housing Missions
29 RSF-Supported Disasters
6 Joint Recovery Offices

Friday
 February 14, 2025
 8:30 a.m. ET

FEMA HQ	
NWC	NRCC
Monitoring	Steady State
FEMA REGIONS	
Watch	RRCC
Monitoring	I Rostered
Monitoring	II Rostered
Monitoring	III Rostered
Monitoring	IV Rostered
Monitoring	V Rostered
Monitoring	VI Rostered
Monitoring	VII Rostered
Monitoring	VIII Rostered
Monitoring	IX Rostered
Monitoring	X Rostered

N-IMATs	
2-5 Teams Available	
Red	
White	NC (Sep 30)
Blue	
Gold	
HS	DC (Jan 28)

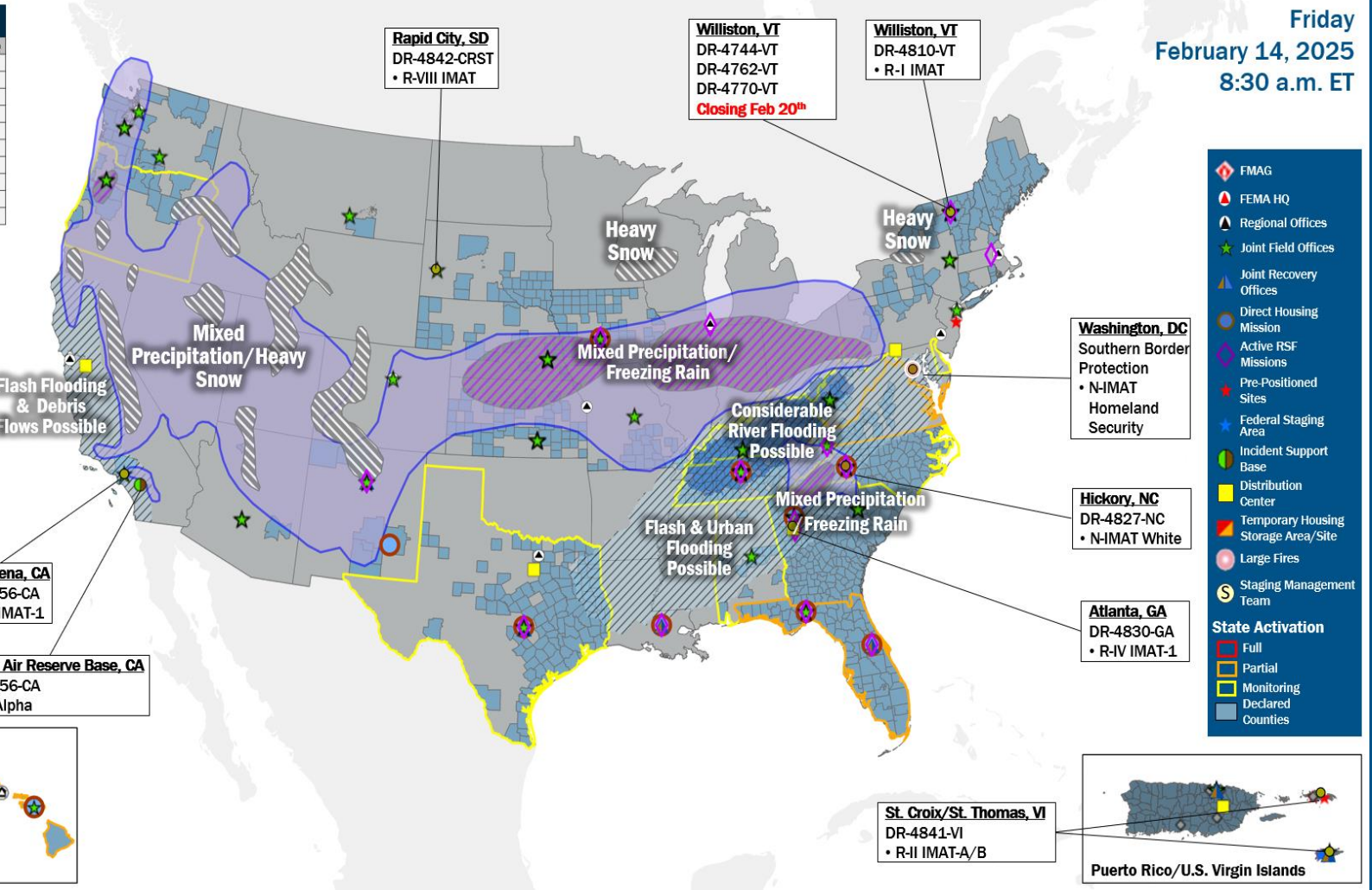
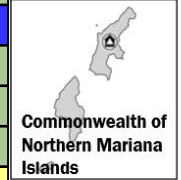
R-IMATs	
≥ 7 Teams Available	
I	VT (Jan 6)
II	USVI (Oct 30)
III	
IV-1	GA (Oct 5)
IV-2	
V	1
VI-1	2
VI-2	Personnel
VII	
VIII	SD (Nov 18)
IX-1	CA (Jan 8)
IX-2	
X	3

Notes:
 NRCC/RWCs/RRCCs:
 • NSTR
 State EOCs:
 • HI: Wildfires
 • AL/DC/DE/KY/NC/OR/TN/TX/WV: Winter Storms
 • FL/NC: Previous Incidents

Volunteer Force	
Rostered	Deployed
7,895	0
Surge Capacity Force	
Rostered	Deployed
8,924 (+2)	9

Fully Mission Capable (FMC)
 Partially Mission Capable (PMC)
 Not Mission Capable (NMC)
 Deployed

REGIONAL BREAKDOWN				
	JFO/VJFO	DR	EM	JRO
I	3/0	17	2	0
II	4/0	8	0	2
III	2/0	6	1	0
IV	7/0	28	6	1
V	0/0	0	0	0
VI	2/0	5	0	3
VII	4/0	14	0	0
VIII	3/0	3	0	0
IX	3/0	7	0	0
X	4/0	11	0	0



- FMAG
- FEMA HQ
- Regional Offices
- Joint Field Offices
- Joint Recovery Offices
- Direct Housing Mission
- Active RSF Missions
- Pre-Positioned Sites
- Federal Staging Area
- Incident Support Base
- Distribution Center
- Temporary Housing Storage Area/Site
- Large Fires
- Staging Management Team
- State Activation
 - Full
 - Partial
 - Monitoring
 - Declared
 - Counties

IM Workforce

14,189 (+8) Assigned
 4,644 (+22) Unavailable
 6,973 (+37) Deployed
 18% / 2,572 (-51) Available

IM Cadre Availability

17 Cadres ≤ 25% Availability

Civil Rights: 18% (33/179) Disasters Integration: 20% (8/40); External Affairs: 5% (21/394); Environmental Planning and Historic Preservation: 16% (141/884); Field Leadership: 13% (20/149); Financial Management: 18% (42/230); Hazard Mitigation: 10% (117/1,207); Human Resources: 17% (32/186); Individual Assistance: 12% (331/2,654); Interagency Recovery Coordination: 23% (78/342); Information Technology: 19% (138/714); Logistics: 10% (168/1,675); Operations: 20% (73/371); Public Assistance: 14% (312/2,307); Planning: 8% (39/468); Safety: 18% (17/94); Security: 10% (14/136)

MERS

≥ 66%

36 Assigned
 0 Unavailable
 0 Deployed
 36 Available

US&R

≥ 66%

28 Assigned
 1 Unavailable
 0 Deployed
 27 Available

FCO

≥ 9 Type I & II

54 Assigned
 6 Unavailable
 44 (26 (+1) FCOR) Deployed
 4 Available

Joint Preliminary Damage Assessments

Region	State / Location	Incident	IA	Number of Counties		Start - End
			PA	Requested	Complete	
VI	LA	Winter Weather January 20-23	IA	0	0	N/A
			PA	22	0	2/12 - TBD



FEMA

Declaration Requests in Process – 5

State / Tribe / Territory – Incident Description	Type	IA	PA	HM	Requested
NY – Severe Storms, Tornadoes, Straight-line Winds, and Flooding	EM		X		Jul 20
CA – Park and Borel Fires (Appeal)	DR	X	X	X	Dec 2
OK – Severe Storms, Straight-line Winds, Tornadoes, and Flooding	DR	X		X	Dec 20
WA – Severe Storms, Straight-line Winds, Flooding, Landslides, and Mudslides	DR		X	X	Jan 14
KY – Severe Winter Storms and Snowstorms	DR		X	X	Jan 30



FEMA



FEMA

Helping people before, during, and after disasters.



Scan to subscribe to this briefing.