

FEMA National Watch Center

# Daily Operations Briefing

Wednesday, February 14, 2024

8:30 a.m. ET



**FEMA**

# National Current Ops / Monitoring

---

## New Significant Incidents / Ongoing Ops

- No new significant incidents / operations

## Hazard Monitoring

- Heavy snow – Pacific Northwest, California, and Northern Plains
- Mixed precipitation – West coast to the Plains

---

## Disaster Declaration Activity

- No new declaration activity

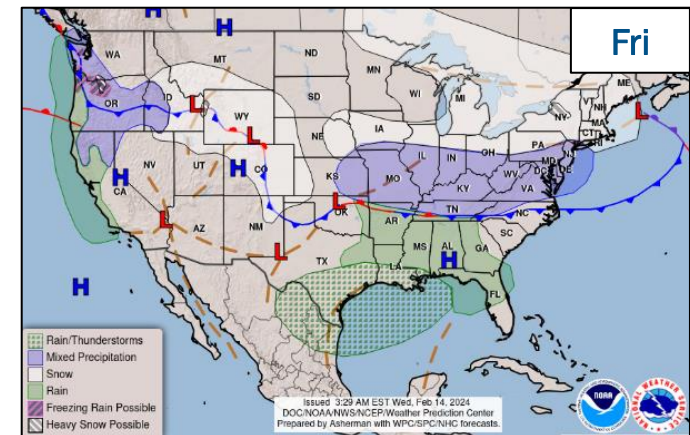
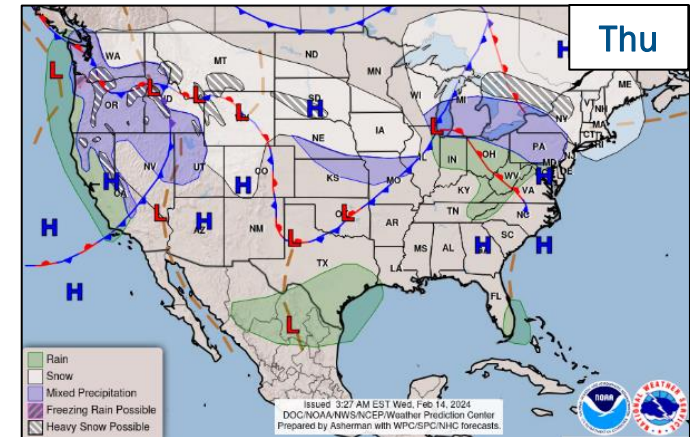
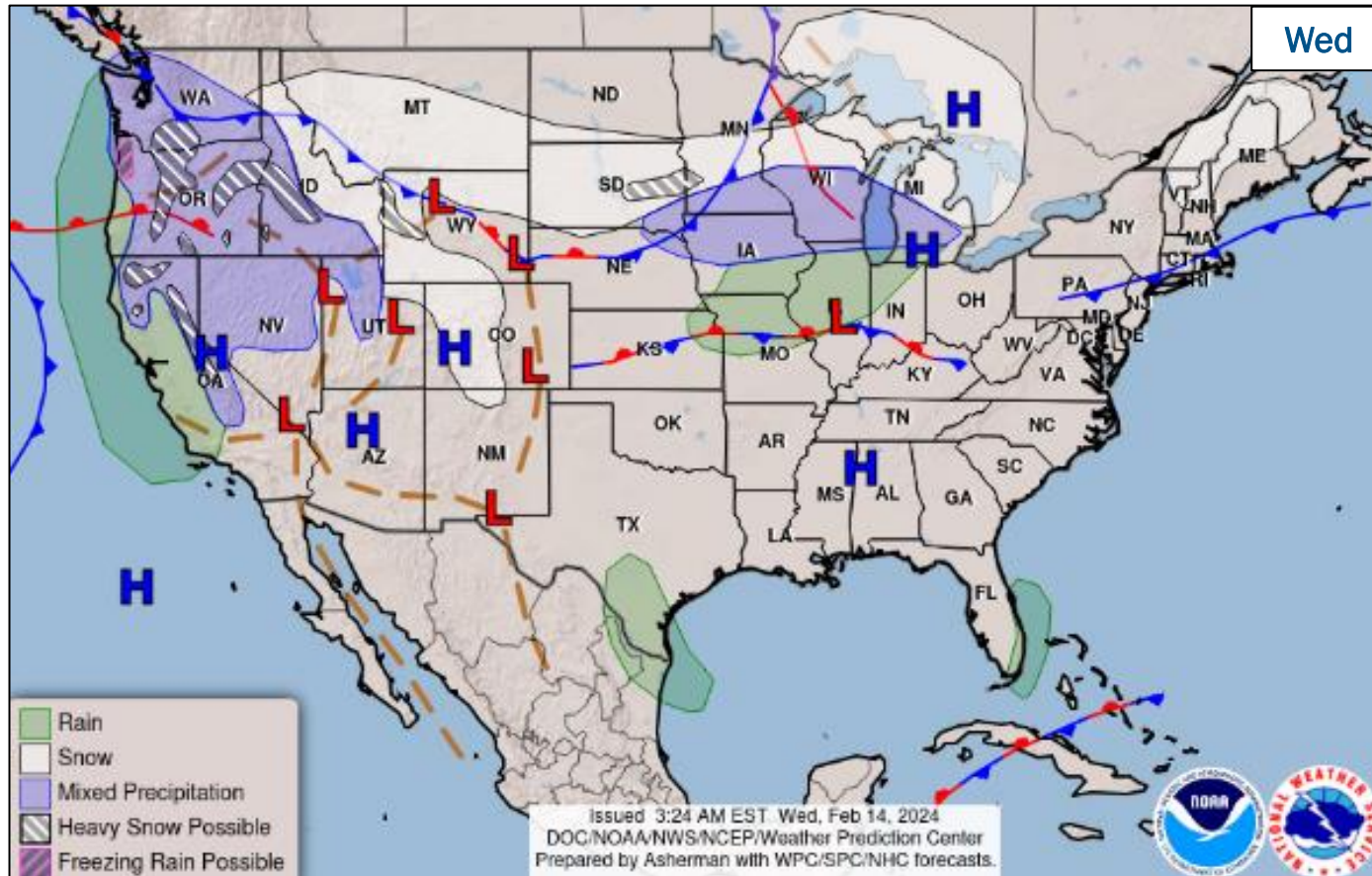
## Event Monitoring

- No new significant events



**FEMA**

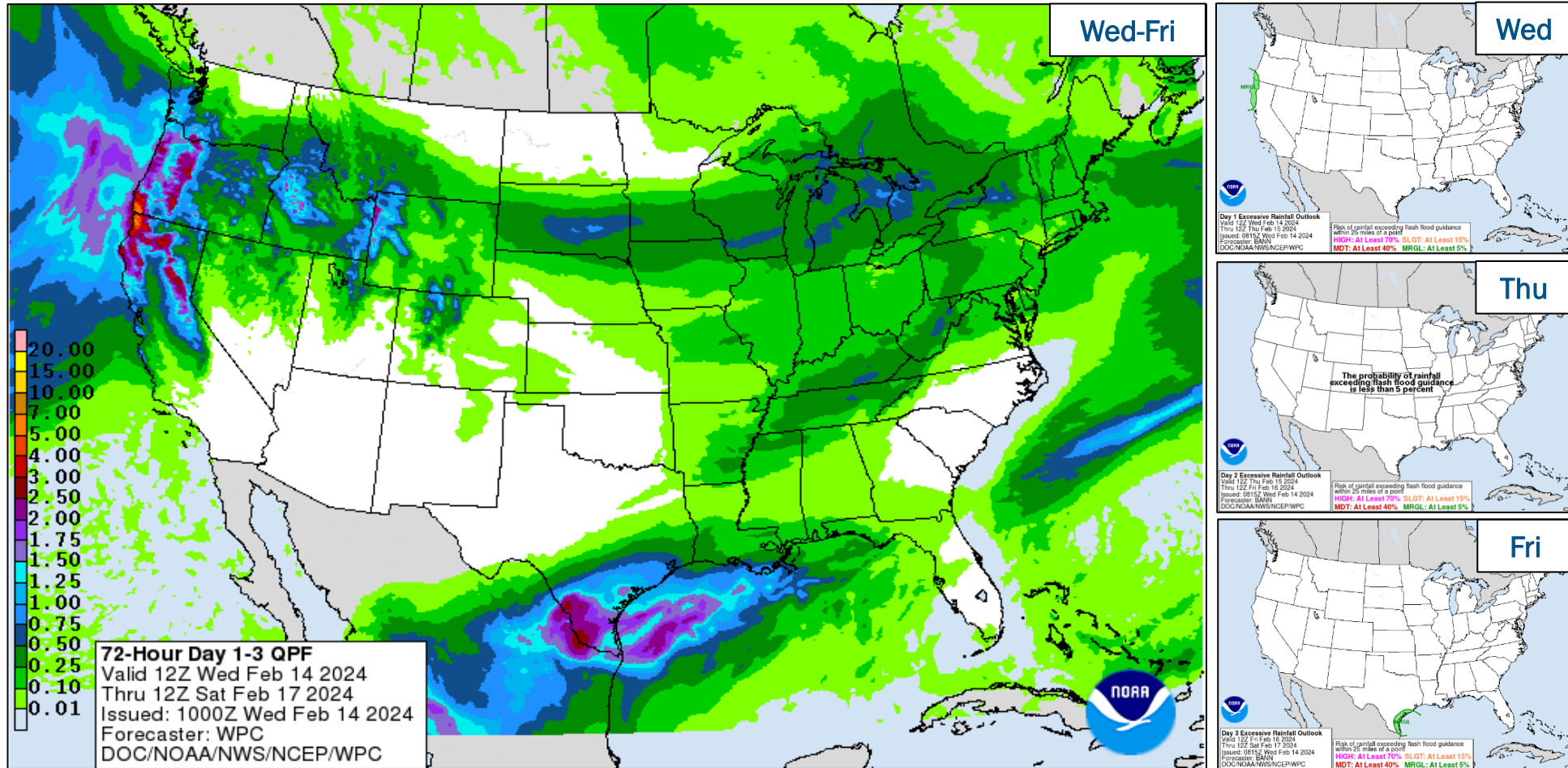
# National Weather Forecast



FEMA

National Watch Center

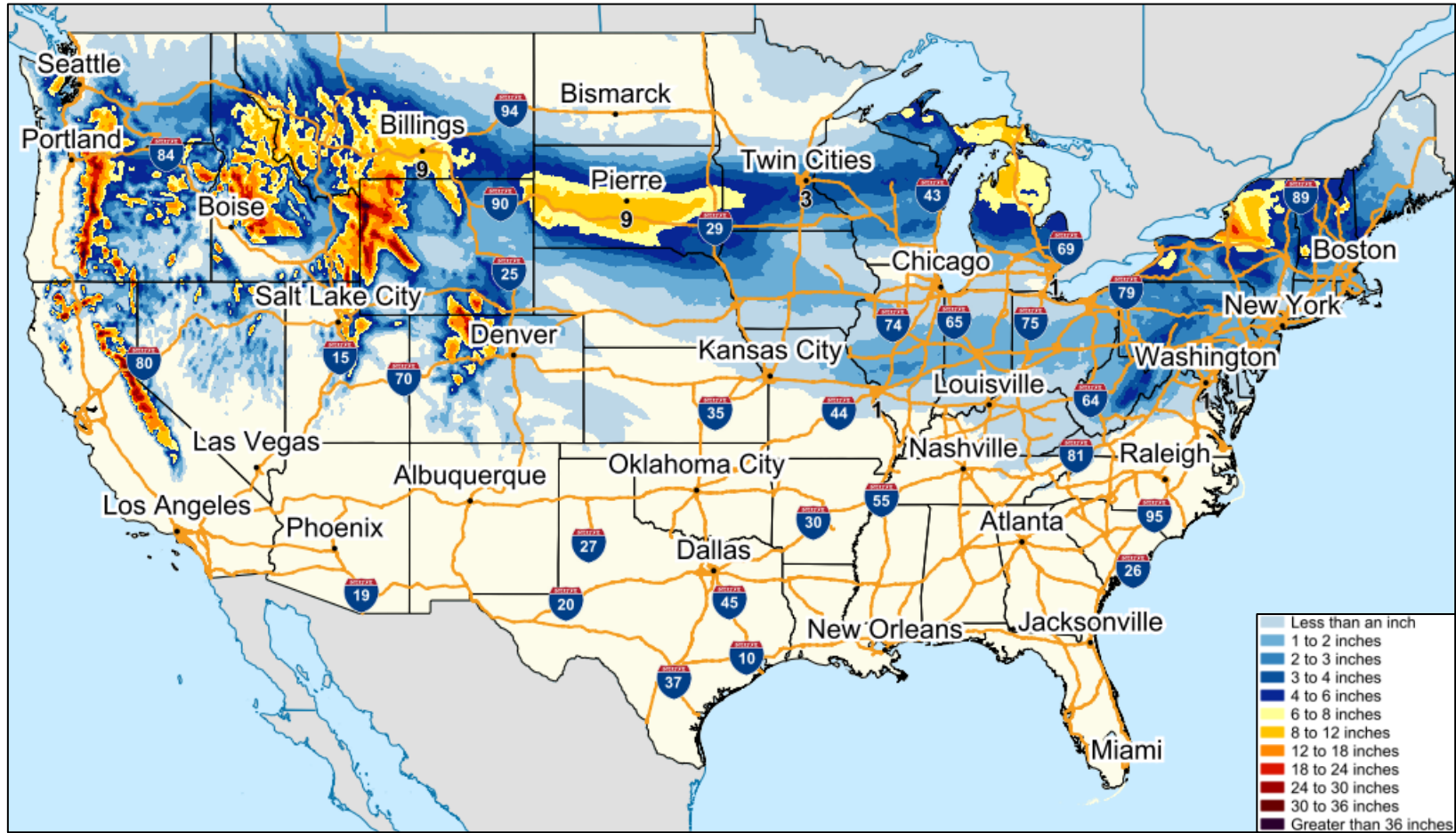
# Precipitation & Excessive Rainfall



FEMA

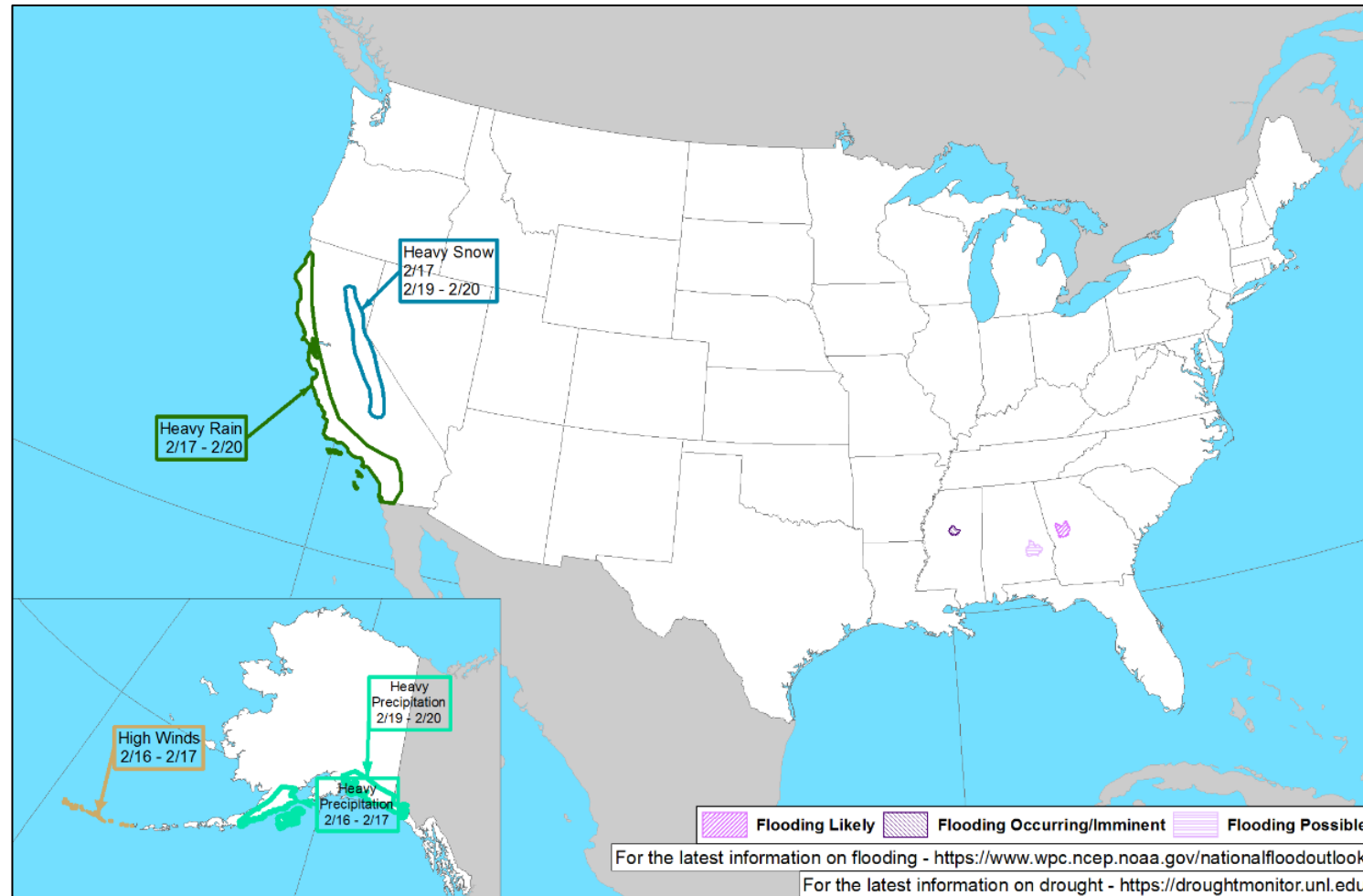
National Watch Center

# Snowfall Forecast



FEMA

# Hazards Outlook – Feb 16-20


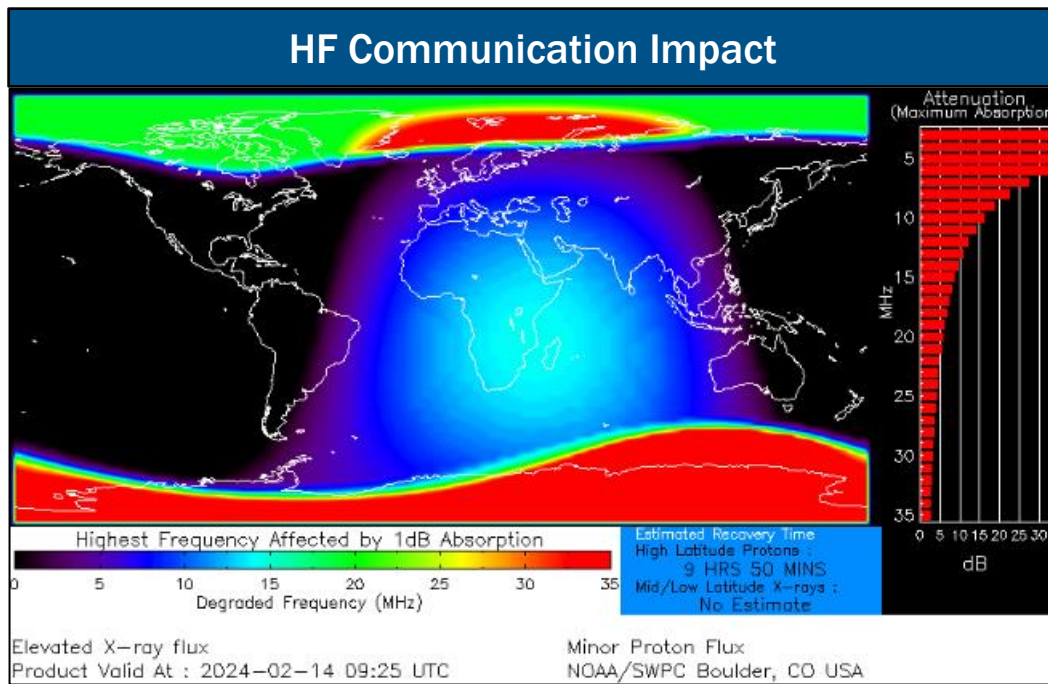


FEMA

# Space Weather Outlook

Minor	Space Weather Activity	Geomagnetic Storms	Solar Radiation	Radio Blackouts
Past 24 Hours	Minor	None	S1	R1
Next 24 Hours	Minor	G1	S1	R1

For further information on NOAA Space Weather Scales refer to: <http://www.swpc.noaa.gov/noaa-scales-explanation>  
 For further information on Sunspot Activity refer to: <https://www.swpc.noaa.gov/phenomena/sunspotssolar-cycle>



**FEMA**

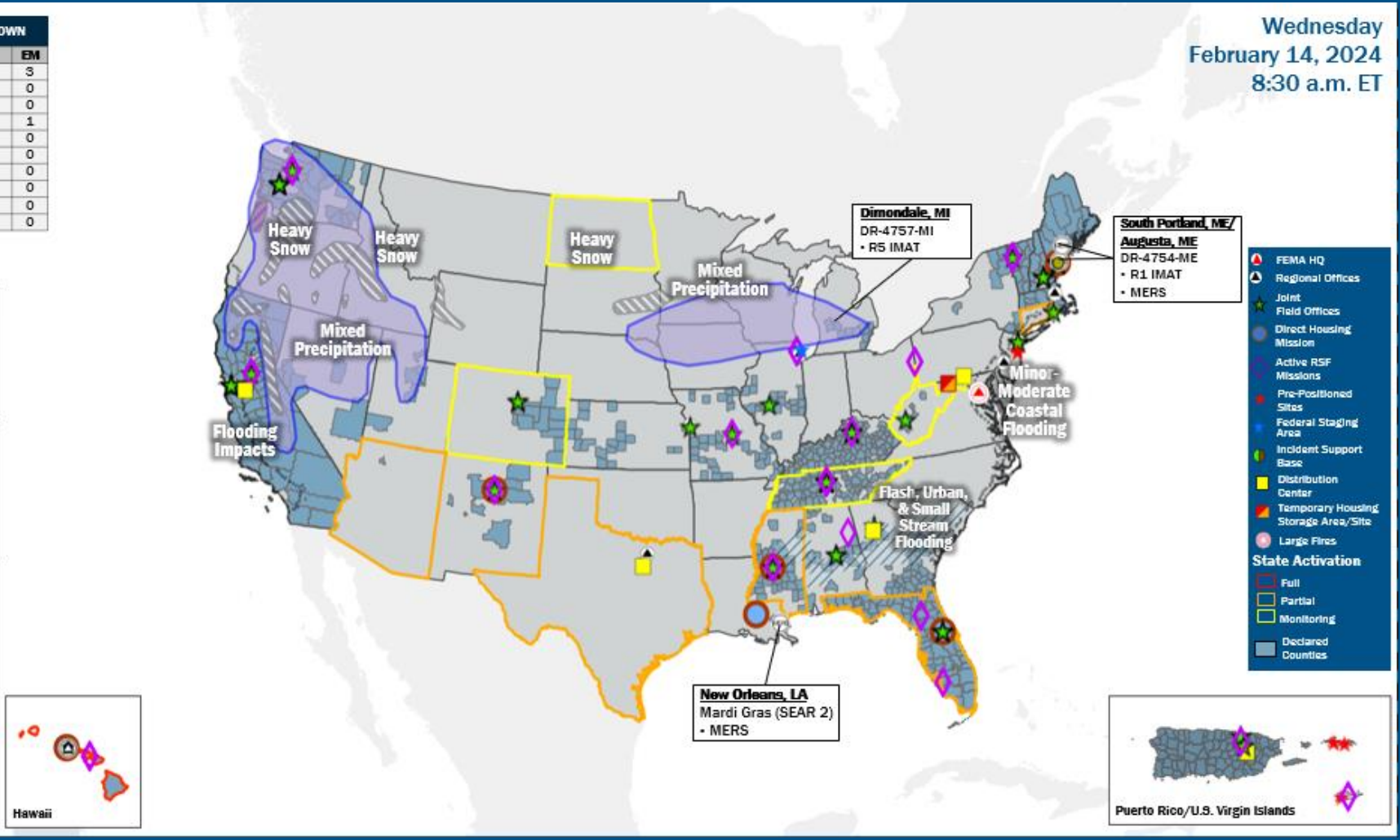
# FEMA Common Operating Picture

**19 + 5** Joint Field Offices Virtual Joint Field Offices Supporting  
**70 + 4** Major Disasters Emergency Declarations  
**11** Direct Housing Missions  
**31** RSF-Supported Disasters

Wednesday  
 February 14, 2024  
 8:30 a.m. ET

FEMA HQ		N-IMATs	
NWC	NRCC	2-5 Teams Available	
Monitoring	Activated	Red	
FEMA REGIONS		White	
Watch	RRCC	Blue	
Monitoring	I	Gold	
Monitoring	II	HS	
Monitoring	III	R-IMATs	
Monitoring	IV	≥ 7 Teams Available	
Monitoring	V	I	ME
Monitoring	VI	II	1
Monitoring	VII	III	
Monitoring	VIII	IV-1	
Monitoring	IX	IV-2	
Monitoring	X	V	MI
Notes:		VI-1	
RWCCs/RRCCs/IMATs:		VI-2	
STATE EOCs:		VII	
NRCC: Sustained Ops		VIII	2
FL/MS/ND/TN/TX/WV: Severe Weather		IX-1	Personnel
FL: TC Idalia		IX-2	Personnel
TX: Ongoing Threats		X	3
AZ/CO: SW Border		Volunteer Force	
HI: Wildfires		Rostered	Deployed
CT/RI: Winter Weather		7,666 (+5)	115 (-1)
		Fully Mission Capable (FMC)	
		Partially Mission Capable (PMC)	
		Not Mission Capable (NMC)	
		Deployed	
Surge Capacity Force			
Rostered	Deployed		
8,386	0		

REGIONAL BREAKDOWN			
	JFO/VJFO	DR	EM
I	4/0	11	3
II	2/1	4	0
III	1/0	1	0
IV	5/1	21	1
V	1/0	3	0
VI	1/0	1	0
VII	2/0	2	0
VIII	1/0	2	0
IX	1/1	17	0
X	1/2	8	0



**FEMA HQ**

- Regional Offices
- Joint Field Offices
- Direct Housing Mission
- Active RSF Missions
- Pre-Positioned Sites
- Federal Staging Area
- Incident Support Base
- Distribution Center
- Temporary Housing Storage Area/Site
- Large Fires

**State Activation**

- Full
- Partial
- Monitoring
- Declared Counties

## IM Workforce

13,805 (+52) Assigned  
 4,129 (+20) Unavailable  
 5,369 (+11) Deployed

---

31% / 4,307 (+21) Available

## IM Cadre Availability

8 Cadres ≤ 25% Availability

Environmental Planning and Historic Preservation: 19% (152/807);  
 Field Leadership: 16% (24/146); Hazard Mitigation: 24% (301/1,230);  
 Operations: 22% (73/332); Public Assistance: 18% (400/2,186); Planning: 15% (71/465);  
 Safety: 17% (14/84); Security: 23% (31/136)

## MERS

> 66%

36 Assigned  
 0 Unavailable  
 2 Deployed

---

34 Available

## US&R

> 66%

28 Assigned  
 1 Unavailable  
 0 Deployed

---

27 Available

## FCO

≤ 1 Type I

48 Assigned  
 6 (+1) Unavailable  
 37 (-2) (24 FCOR) Deployed

---

5 (+1) Available



# Joint Preliminary Damage Assessments

Region	State / Location	Incident	IA	Number of Counties		Start - End
			PA	Requested	Complete	
I	NH	Flooding Dec 17 and continuing	IA	0	0	N/A
			PA	10	0	1/2 - TBD
	ME	Flooding Jan 10-13	IA	8	7 (+1)	1/23 - TBD
			PA	8	0	1/29 - TBD
	RI	Flooding Feb 15 and continuing	IA	3	0	N/A
			PA	2	0	1/29 - TBD
	RI	Flooding Jan 9-13	IA	3	0	2/15 - TBD
			PA	0	0	N/A
	MA	Flooding Jan 10-13	IA	0	0	N/A
			PA	4	0	TBD
	VT	Winter Storm/High Winds Jan 9-10	IA	0	0	N/A
			PA	5	0	TBD
	NH	Flooding Jan 9 and continuing	IA	10	0	TBD
			PA	10	0	TBD



FEMA

# Joint Preliminary Damage Assessments

Region	State / Location	Incident	IA	Number of Counties		Start - End
			PA	Requested	Complete	
VI	CNO*	Severe Winter Weather Jan 12-16	IA	0	0	N/A
			PA	1	0	TBD
X	OR	Winter Storms Jan 12-20	IA	0	0	N/A
			PA	11	0	2/12 - TBD

\*Choctaw Nation of Oklahoma



FEMA

# Declaration Requests in Process – 10

State / Tribe / Territory – Incident Description	Type	IA	PA	HM	Requested
OH – Train Derailment	DR	X	X	X	Jul 3
WA – Wildfires	DR	X	X	X	Oct 4
KY – Severe Storms, Tornadoes, Straight-Line Winds, and Flooding (Appeal)	DR	X			Oct 23
AK – Severe Storms, Flooding, and Landslides	DR	X	X	X	Jan 8
PA – Severe Storms and Flooding (Appeal)	DR		X		Jan 20
AK – Permafrost Degradation	DR		X	X	Jan 24
ND – Severe Winter Storm and Straight-Line Winds	DR		X	X	Jan 26
SC – Severe Storm and Tornadoes	DR	X			Feb 2
FL – Severe Storm, Straight-Line Winds, and Tornadoes	DR	X	X	X	Feb 5
CA – Severe Storm and Flooding	DR	X			Feb 7



**FEMA**



# FEMA

Helping people before, during, and after disasters.



*Scan to subscribe to this briefing.*