

FEMA National Watch Center

Daily Operations Briefing

Tuesday, February 14, 2023

8:30 a.m. ET



FEMA

National Current Ops / Monitoring

New Significant Incidents / Ongoing Ops

- No significant incidents / operations

Hazard Monitoring

- Heavy snow – Pacific Northwest, Southwest, Southern/Central Rockies, and Northern Plains
- Freezing rain – Upper Mississippi Valley

Disaster Declaration Activity

- No new declaration activity

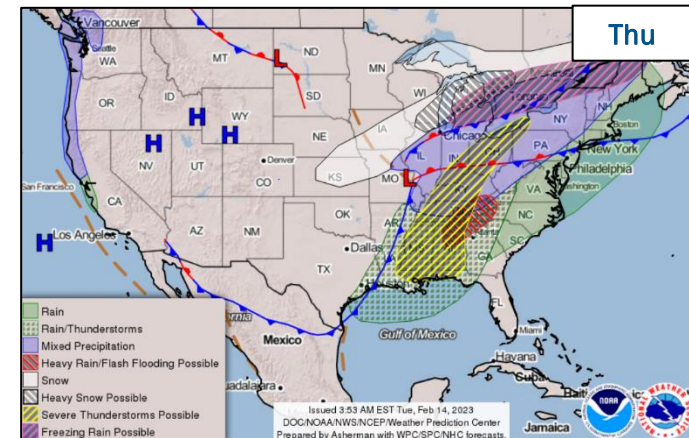
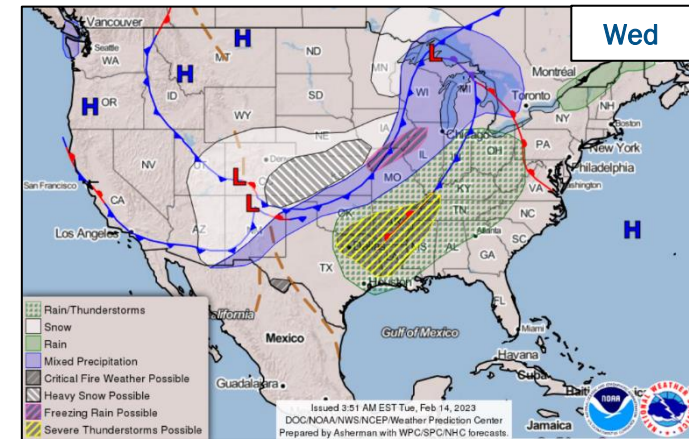
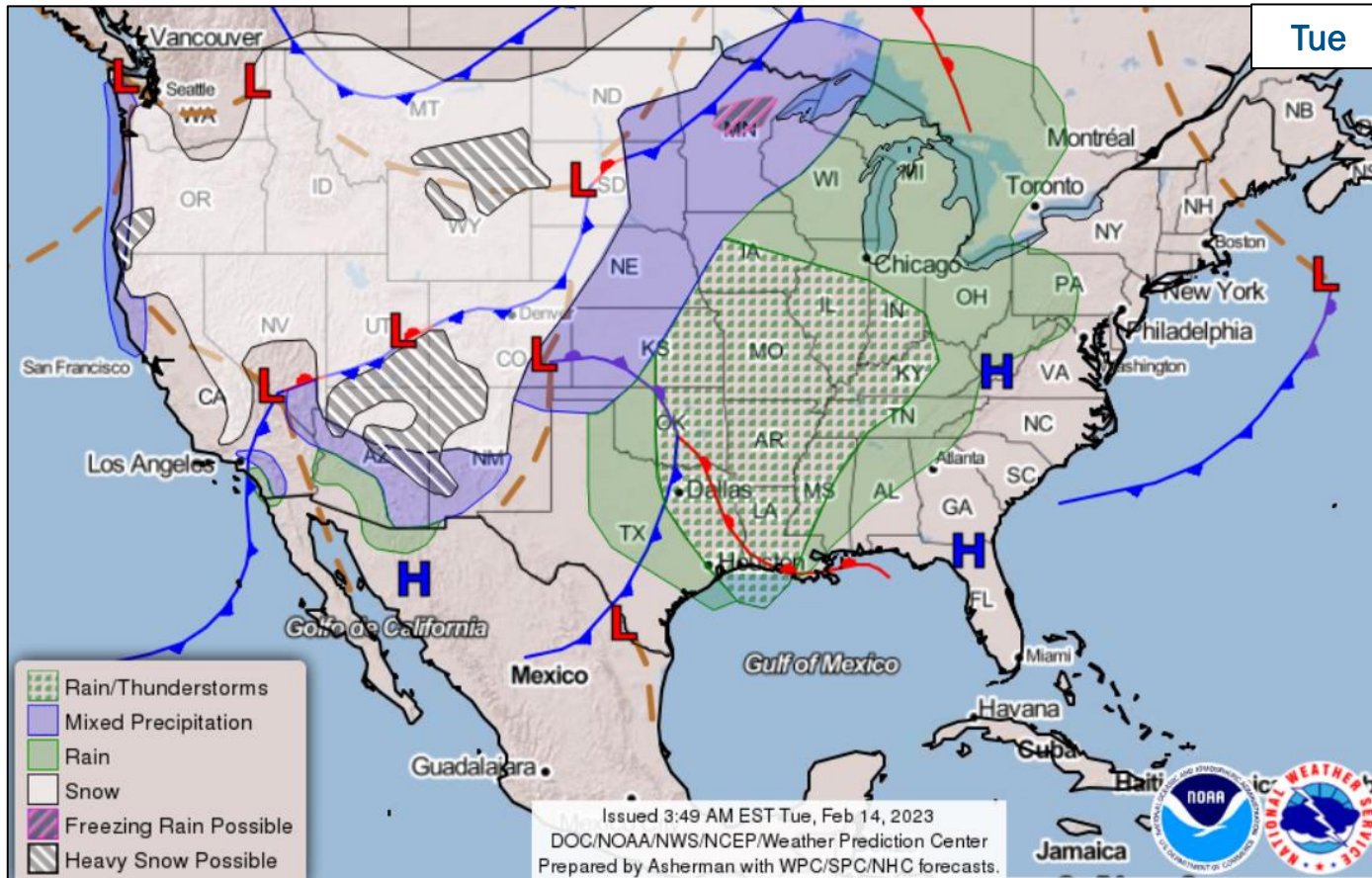
Event Monitoring

- No significant events



FEMA

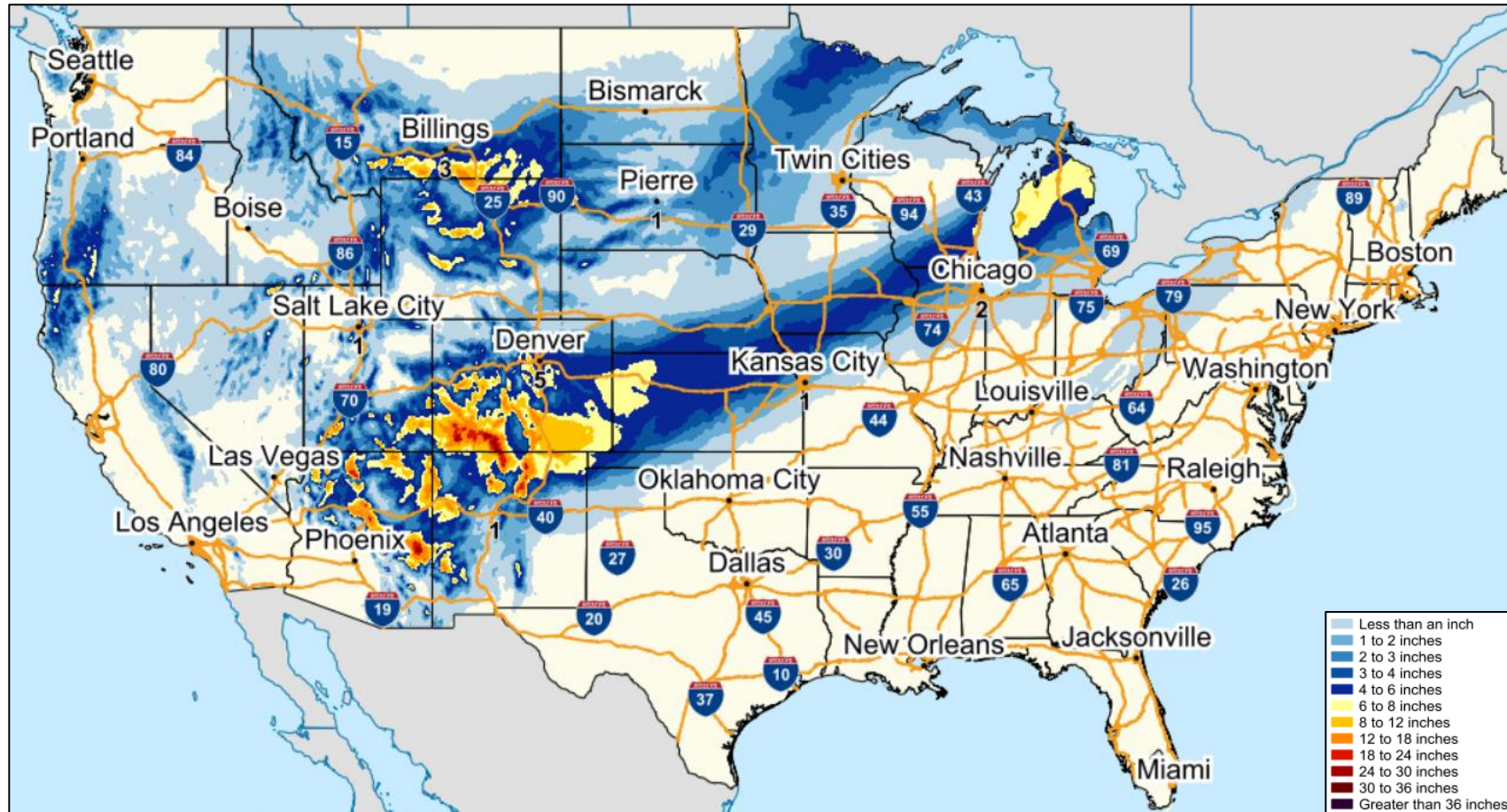
National Weather Forecast



FEMA

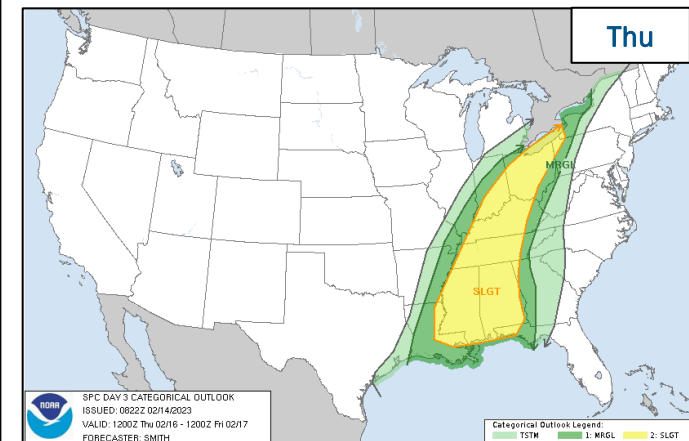
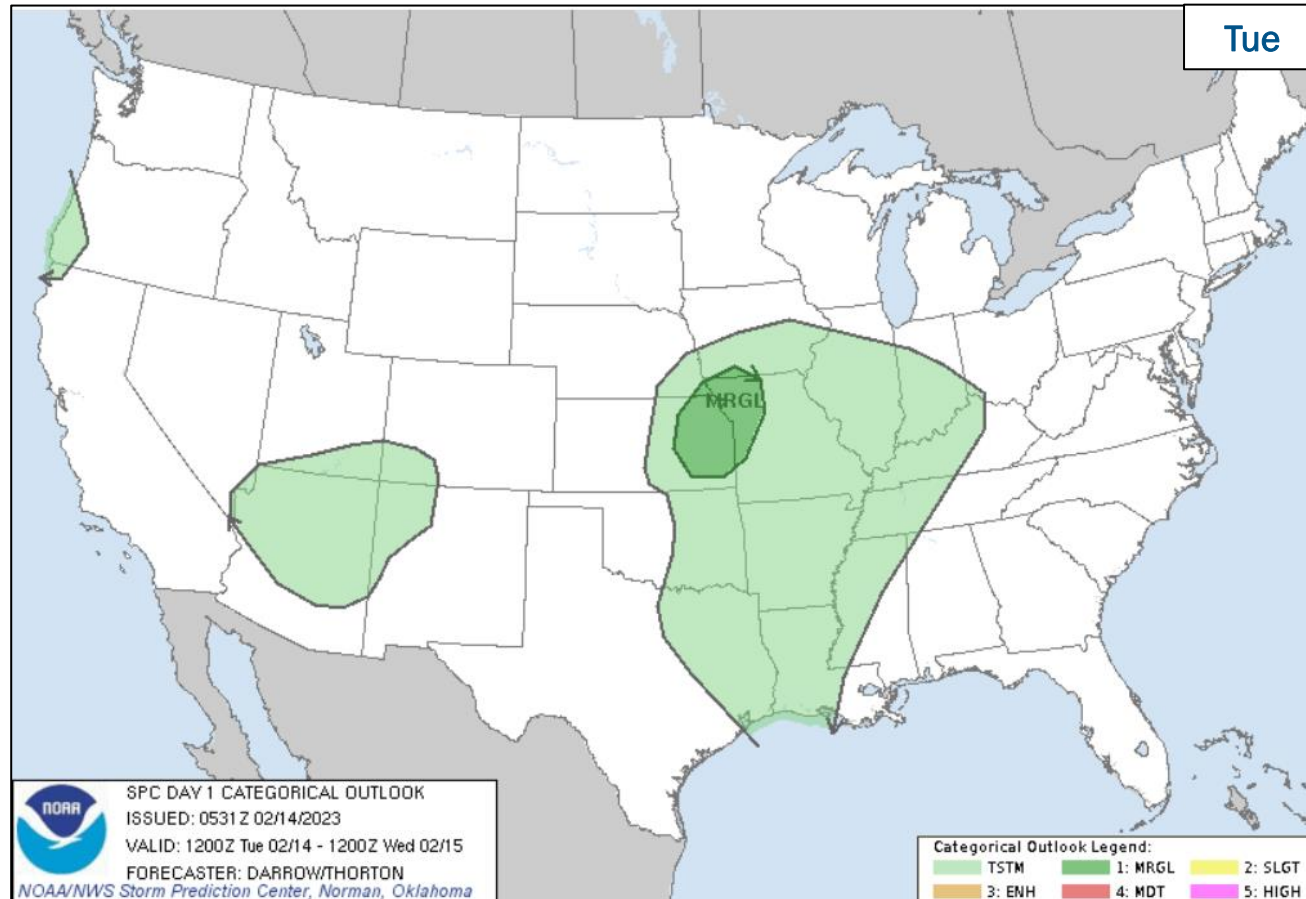
National Watch Center

Snowfall Forecast



FEMA

Severe Weather Outlook



FEMA

National Watch Center

FEMA Common Operating Picture

10
Joint Field
Offices

9
Virtual Joint
Field Offices

51
Major
Disasters

10
Emergency
Declarations

Tuesday
February 14, 2023
8:30 a.m. ET

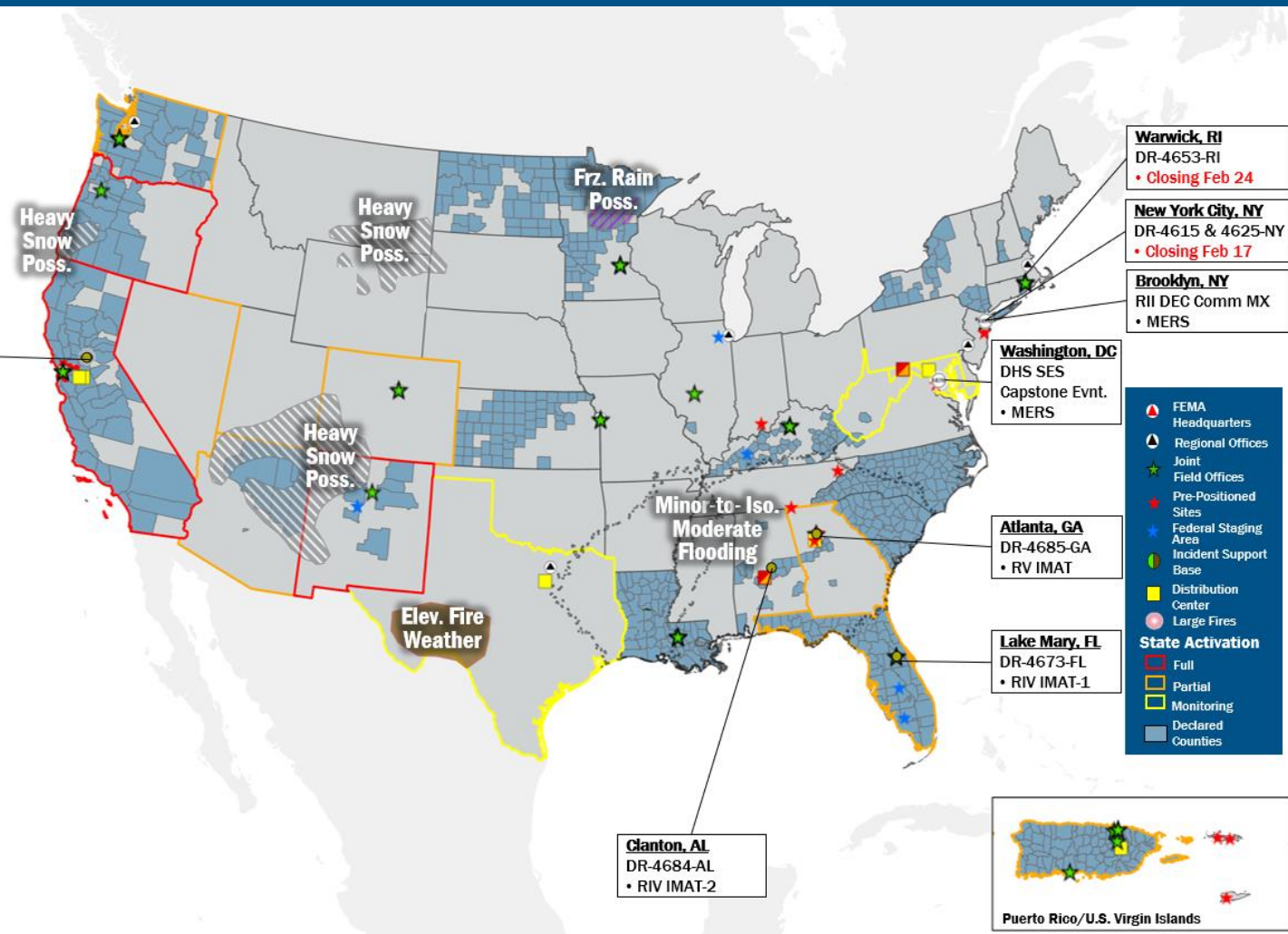
FEMA HQ		
NWC	NRCC	
Monitoring	Rostered	
FEMA REGIONS		
Watch	RRCC	
Monitoring	I	Rostered
Monitoring	II	Rostered
Monitoring	III	Rostered
Monitoring	IV	Rostered
Monitoring	V	Rostered
Monitoring	VI	Rostered
Monitoring	VII	Rostered
Monitoring	VIII	Rostered
Monitoring	IX	Rostered
Monitoring	X	Rostered
Notes:		
RWCs/RRCCs:	STATE EOCs:	
	<ul style="list-style-type: none"> PR: TC Fiona WA: Winter Weather AL/GA: Severe Weather FL: TC Ian CA/NM: Flooding NM: Wildfires TX: Ongoing Operations CO: Avian Influenza, Public Health Support and Suncor Refinery AZ/CO: SW Border Coordination AS/CA: Seismic Activity OR: RSV, Influenza Surge, and Homeless State of Emergency WA: European Green Crabs and Flu & RSV Season 	
Surge Capacity Force		
Rostered	Deployed	
7,661 (+35)	0	

N-IMATs	
2-4 Teams Available	
Red	
White	
Blue	
Gold	
R-IMATs	
≥ 7 Teams Available	
I	1
II	
III	
IV-1	FL
IV-2	AL
V	GA
VI-1	Personnel
VI-2	
VII	2
VIII	
IX-1	CA
IX-2	CA
X	Personnel

REGIONAL BREAKDOWN			
	JFO/VJFO	DR	EM
I	1/0	4	0
II	2/3	5	4
III	0/0	3	0
IV	2/1	10	3
V	2/0	4	0
VI	1/1	2	3
VII	0/1	2	0
VIII	0/1	2	0
IX	0/1	7	0
X	2/1	12	0



Sacramento, CA
DR-4683-CA
• MERS
• RIX IMAT-1/2



Warwick, RI
DR-4653-RI
• Closing Feb 24

New York City, NY
DR-4615 & 4625-NY
• Closing Feb 17

Brooklyn, NY
RII DEC Comm MX
• MERS

Washington, DC
DHS SES
Capstone Evt.
• MERS

Atlanta, GA
DR-4685-GA
• RV IMAT

Lake Mary, FL
DR-4673-FL
• RIV IMAT-1

Clanton, AL
DR-4684-AL
• RIV IMAT-2

State Activation

- FEMA Headquarters
- Regional Offices
- Joint Field Offices
- Pre-Positioned Sites
- Federal Staging Area
- Incident Support Base
- Distribution Center
- Large Fires

State Activation

- Full
- Partial
- Monitoring
- Declared Counties



IM Workforce

13,262 (-31) Assigned
3,801 (-105) Unavailable
5,815 (+34) Deployed

27% / 3,646 (+40) Available

IM Cadre Availability ≤ 25% Availability

Civil Rights: 20% (24/121); Disability Integration: 7% (4/61); Environmental Planning and Historic Preservation: 21% (174/836); Field Leadership: 18% (26/144); Hazard Mitigation: 12% (141/1,208); Human Resources: 21% (34/161); Logistics: 21% (300/1,406); Operations: 17% (65/372); Public Assistance: 13% (273/2,174); Planning: 19% (87/470); Safety 21% (17/80); Security: 14% (21/145)

MERS

≥ 66%

36 Assigned
0 Unavailable
0 Deployed

36 Available

US&R

≥ 66%

28 Assigned
4 Unavailable
0 Deployed

24 Available

FCO

≤ 1 Type I

50 Assigned
4 (+1) Unavailable
39 (-3) (24 FCOR) Deployed

7 (+2) Available

Joint Preliminary Damage Assessments

Region	State / Location	Incident	IA	Number of Counties		Start - End
			PA	Requested	Complete	
I	ME	Winter Storm Dec 23-24	IA	0	0	N/A
			PA	8	4	1/9 - TBD
	NH	Winter Storm Dec 23-25	IA	0	0	N/A
			PA	8	0	1/17 - TBD
	VT	Winter Storm Dec 23	IA	0	0	N/A
			PA	9	9 (+1)	1/13 - 2/13
II	NY	Severe Winter Storm Dec 23	IA	0	0	N/A
			PA	4	0	1/24 - TBD
X	OR	Severe Winter Storms Dec 23-31	IA	0	0	N/A
			PA	9	0	2/13 - TBD



FEMA

Declaration Requests in Process – 7

State / Tribe / Territory – Incident Description	Type	IA	PA	HM	Requested
Choctaw Nation of Oklahoma – Tornadoes	DR		X	X	Jan 3
Oglala Sioux Tribe – Severe Winter Storms and Snowstorms	DR		X	X	Jan 19
Rosebud Sioux Tribe – Severe Winter Storms and Snowstorms	DR		X	X	Jan 13
HI – Mauna Loa Volcanic Eruption	DR		X	X	Jan 20
WV – Severe Storms, Flooding, Landslides, and Mudslides (Appeal)	DR	X	X	X	Jan 27
TX – Severe Storms and Tornadoes	DR	X		X	Feb 7
SD – Severe Winter Storm and Snowstorm	DR		X	X	Feb 9



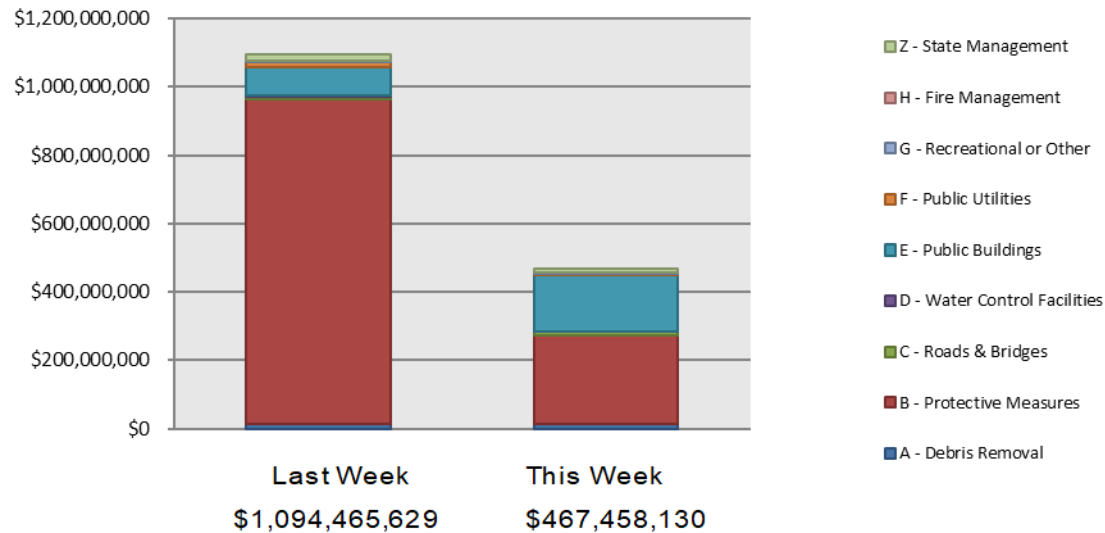
FEMA

Public Assistance Grant Program

PA Project Worksheets Obligated in past week, as of 02/13/2023 at 1500 EDT

PA Category	Emergency Work		Permanent Work				H - Fire Management	Z - State Management	Total	
	A - Debris Removal	B - Protective Measures	C - Roads & Bridges	D - Water Control Facilities	E - Public Buildings	F - Public Utilities				G - Recreational or Other
Number Of PWs Obligated	42	351	61	5	48	32	24	0	83	646
Federal Share Obligated	\$14,065,784.52	\$257,349,684.42	\$12,761,695.73	\$672,381	\$166,332,008.30	\$3,081,314.59	\$1,466,597.20	\$0	\$11,728,663.59	\$467,458,129.76

Public Assistance Obligated per Category 1/30/2023 through 02/13/2023



COVID-19 Obligated as of 02/13/2023

- Total Public Assistance Obligated: \$60,867,061,751

This Week's PA Highlights

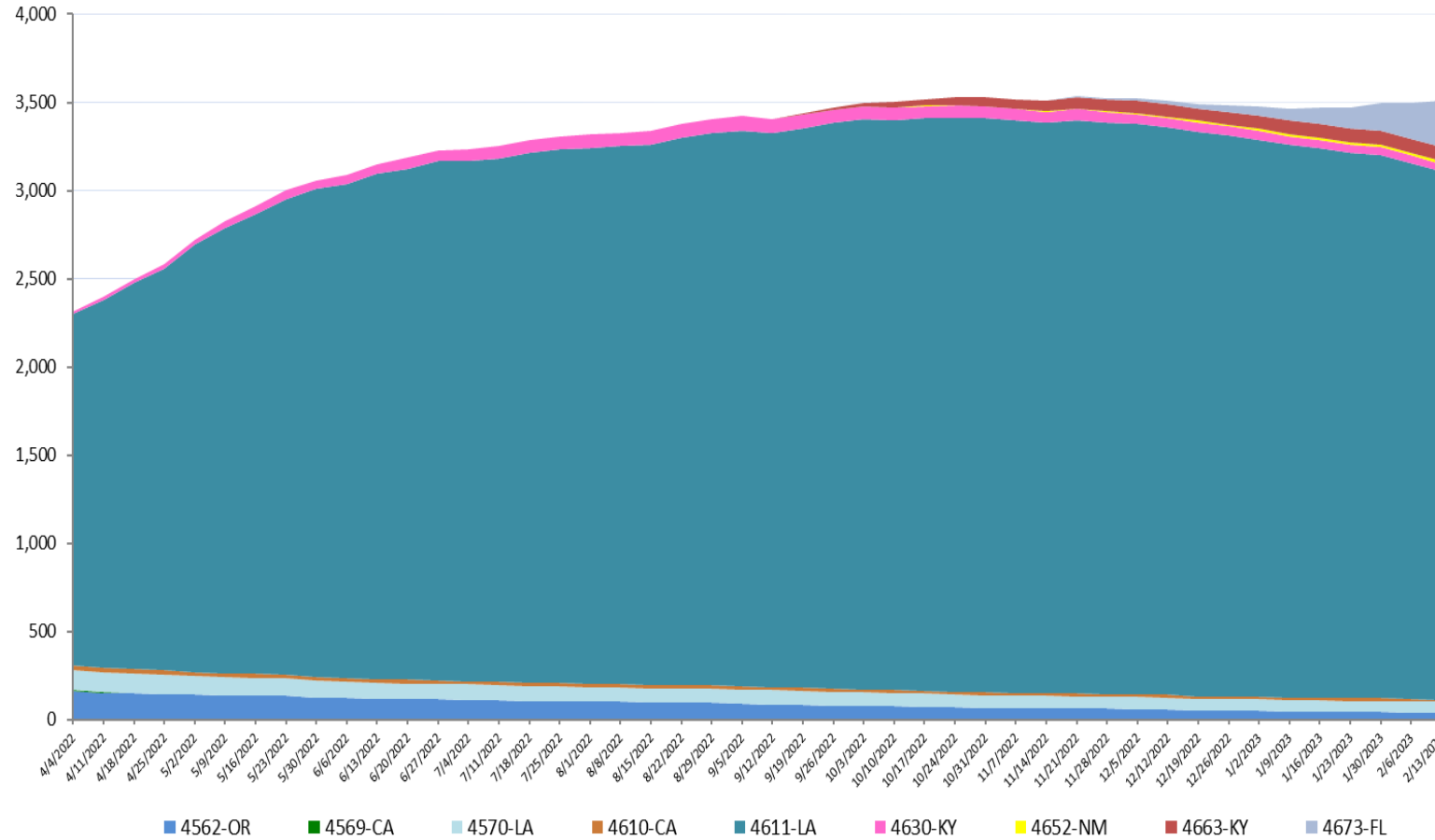
- In 43040-VI
\$75.5 Million obligated for Category E - Public Buildings
- In 4487-NC
\$51.9 Million obligated for Category B - Protective Measures
- In 4520-WI
\$49 Million obligated for Category B - Protective Measures



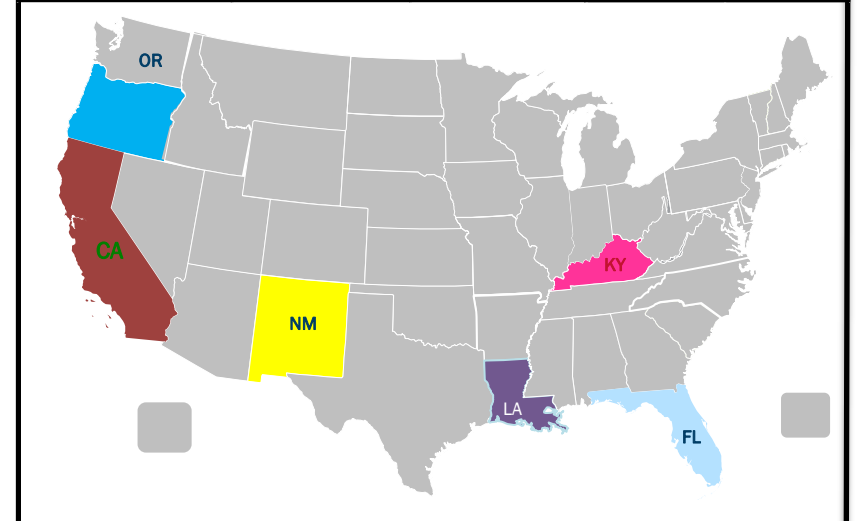
Direct Housing

Total Households in FEMA Direct Housing per State

Past Year per Week, 4/4/2022 - 02/13/2023. There are currently **4,181** Households Occupying **4,211** Temporary Units.



DR	IA Declaration Date	Program End Date	Current # of Households in Direct Housing (Weekly Change)
4673-FL	9/29/2022	3/29/2024	266 (48)
4663-KY	7/29/2022	1/29/2024	82 (1)
4652-NM	5/4/2022	11/4/2023	15 (0)
4630-KY	12/12/2021	6/13/2023	40 (0)
4611-LA	8/29/2021	2/28/2023	2997 (-45)
4610-CA	8/24/2021	2/24/2023	11 (-2)
4570-LA	10/16/2020	4/16/2022	62 (-1)
4562-OR	9/15/2020	3/15/2022	40 (0)
4559-LA	8/28/2020	2/28/2022	668 (-14)



States with Currently Occupied Units

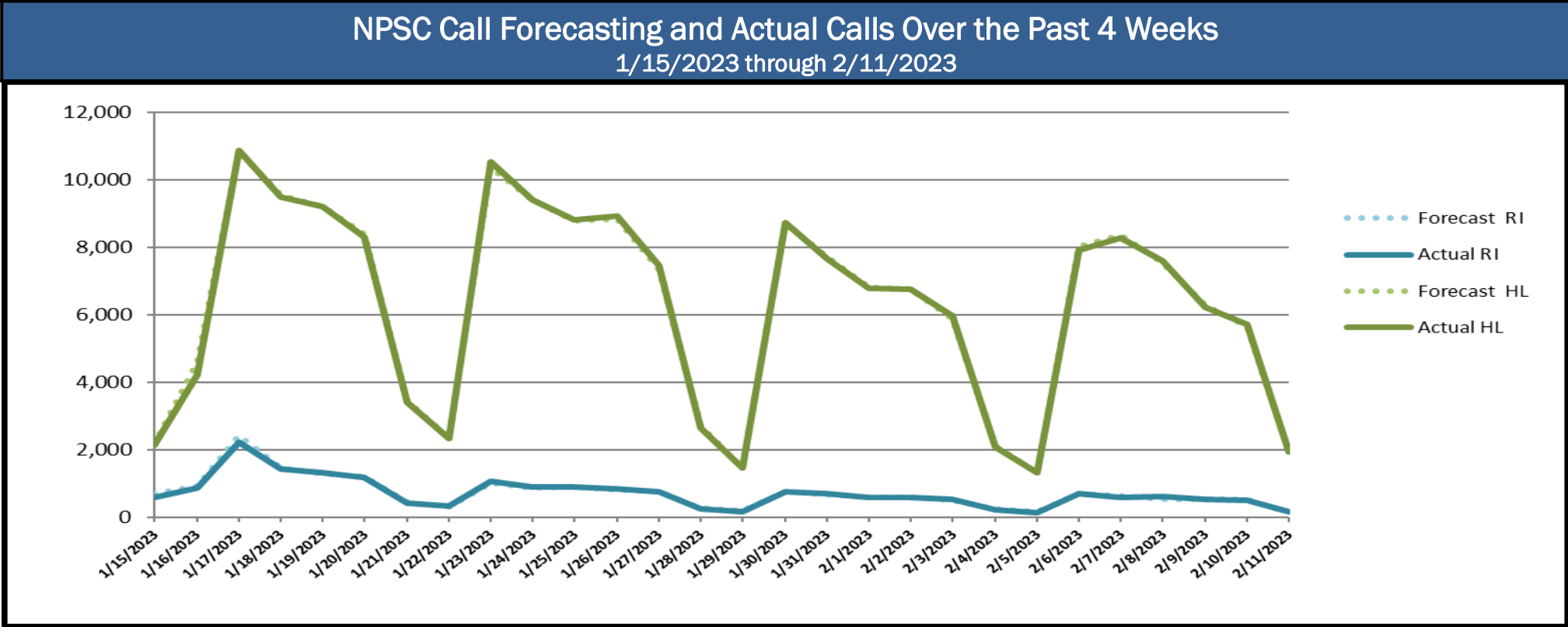


FEMA

National Watch Center

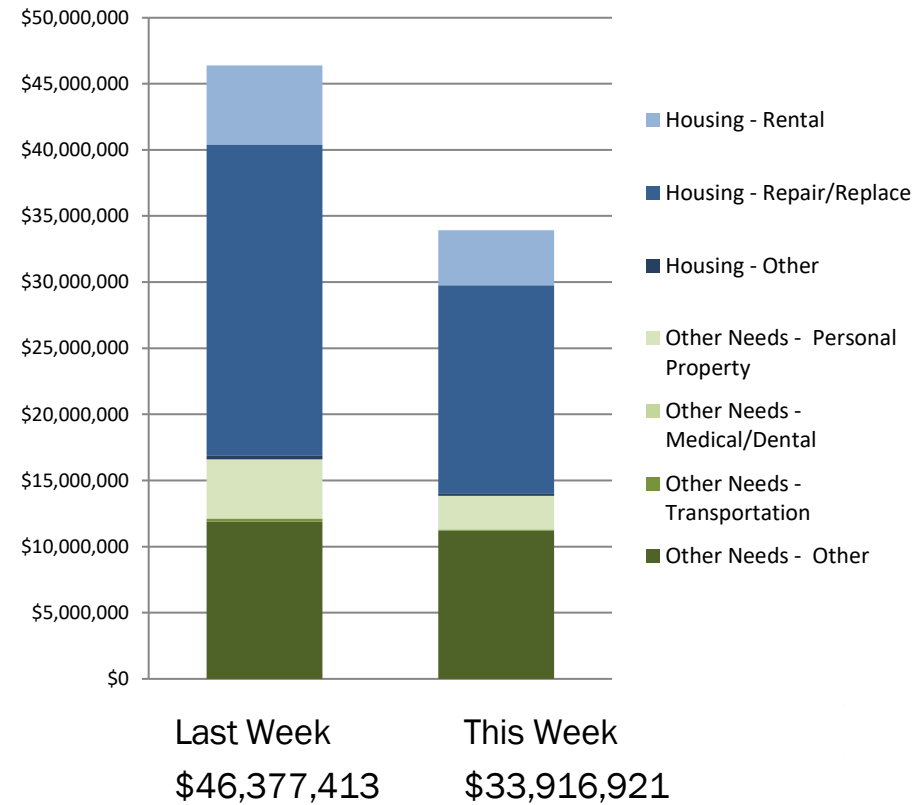
NPSC Call Activity

NPSC Call Activity in the Past Week 2/05/2023 through 2/11/2023		
Call Type	Projected Calls	Actual Calls
Registration Intake:	3,585	3,601
Helpline:	39,516	39,548
Combined:	43,101	43,149



Individual Assistance Activity

IHP Approved per Category in the Past
2 Weeks – 01/30/2023 through 02/13/2023





FEMA

Helping people before, during, and after disasters.



Scan to subscribe to this briefing.