

FEMA National Watch Center

Daily Operations Briefing

Wednesday, February 12, 2025

8:30 a.m. ET



FEMA

National Current Ops / Monitoring

New Significant Incidents / Ongoing Ops

- Winter weather – Central Plains to Northeast

Hazard Monitoring

- Heavy snow – Sierra Nevada, Central Plains to Great Lakes
- Freezing rain – Pacific Northwest, Southern Plains to Northeast
- Severe thunderstorms / heavy rain / flash flooding – California, Lower Mississippi Valley to Southern Appalachians
- Critical Fire Weather – Southern Plains

Disaster Declaration Activity

- No new declaration activity

Event Monitoring

- No significant events



FEMA

Winter Weather – Central Plains to Northeast

Current Situation: A winter storm continues to impact the Central Plains through the Great Lakes today and reaching the Northeast tomorrow.

Lifeline Impacts: (FEMA Regional SPOTREPs)

Energy: (DOE Eagle-I, as of 7:20 a.m. ET, Feb 12)

- Outages are below 2% of customers in each impacted state and are currently trending downwards in the impacted regions (II, III, IV, V, and VII).

State / Local Response: (FEMA Region SPOTREPs)

Region II:

- NJ SEOC is Monitoring (Winter Storm)

Region III:

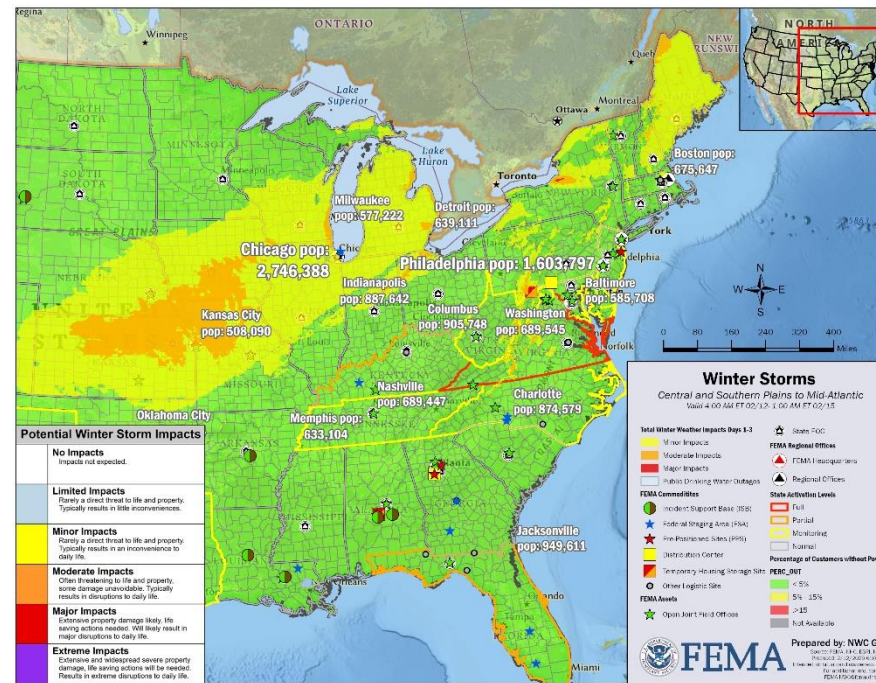
- DC, MD, WV, and DE SEOCs are Monitoring (Winter Storm)
- VA SEOC is at Full Activation (Winter Storm)

Region IV:

- KY SEOC is at Partial Activation (Winter Storm)

Region VII:

- KS Governor declared an Emergency Proclamation on Feb 9 for winter storms
- MO Governor declared a State of Emergency on Feb 10 for winter storms



FEMA Regional Response:

- Region II, III, IV, V, VII Regional Watch Centers (RWCs) are Monitoring; Regional Response Coordination Centers (RRCCs) are Rostered

FEMA HQ Response:

- NWC is monitoring

Federal Response:

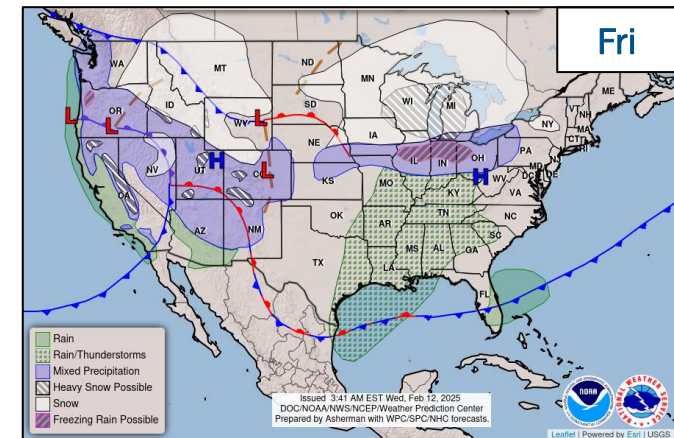
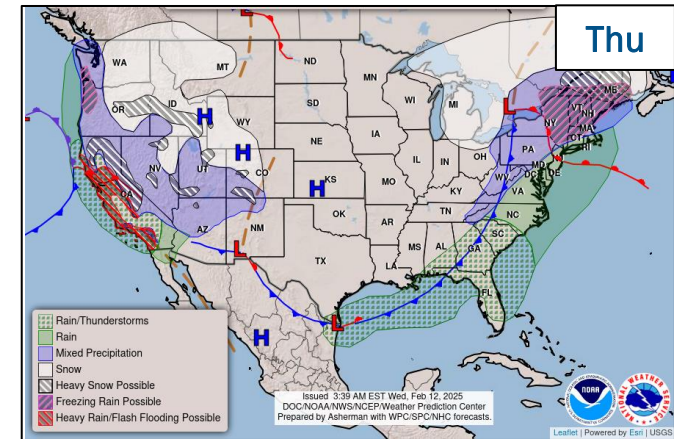
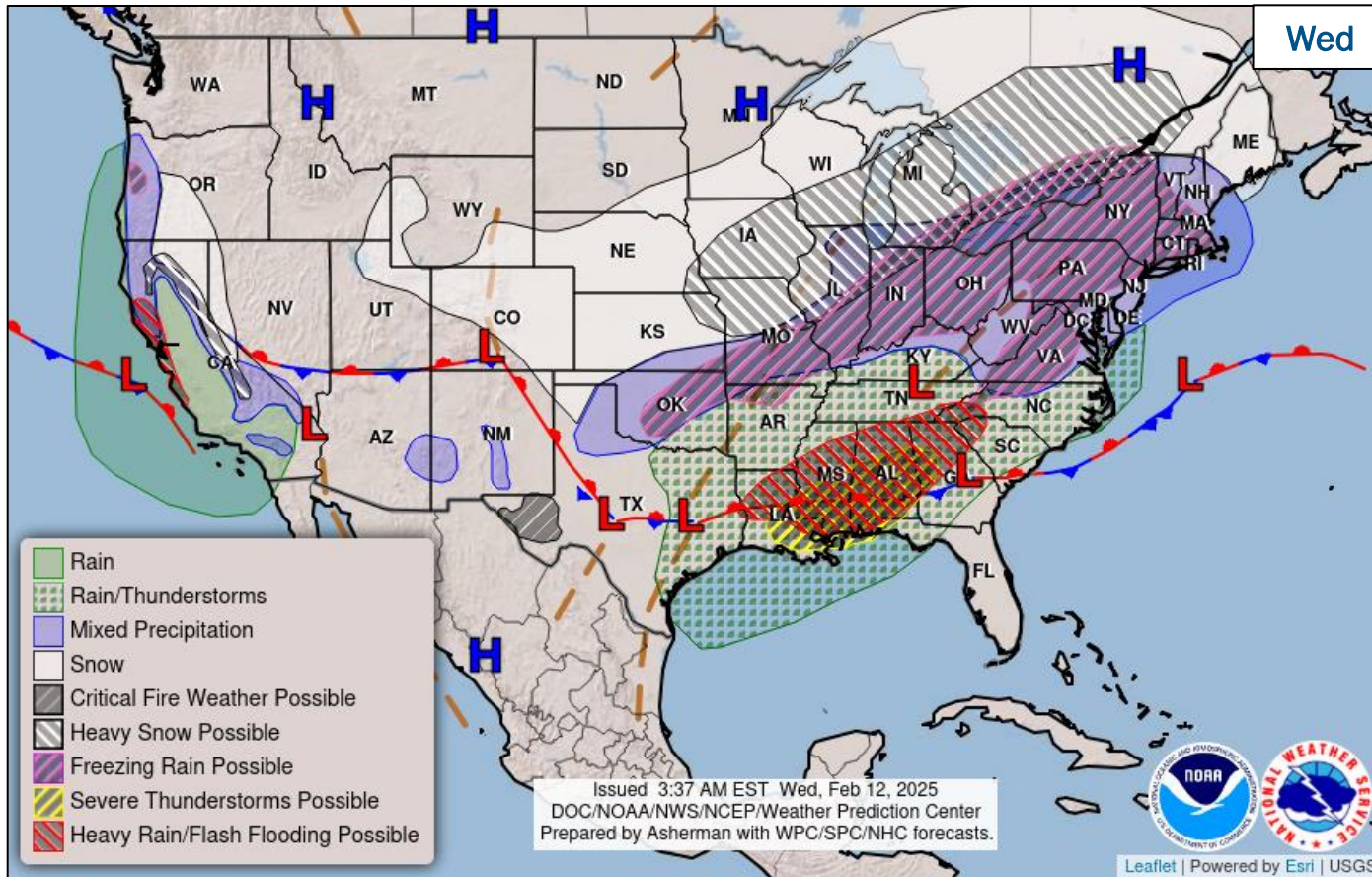
- CISA is monitoring
- DOE is monitoring for impacts to the power grid

NWC will continue to monitor in coordination with Regions II, III, IV, V, and VII, as well as Federal partners. The next report will be in the 5:00 p.m. ET National Situation Report



FEMA

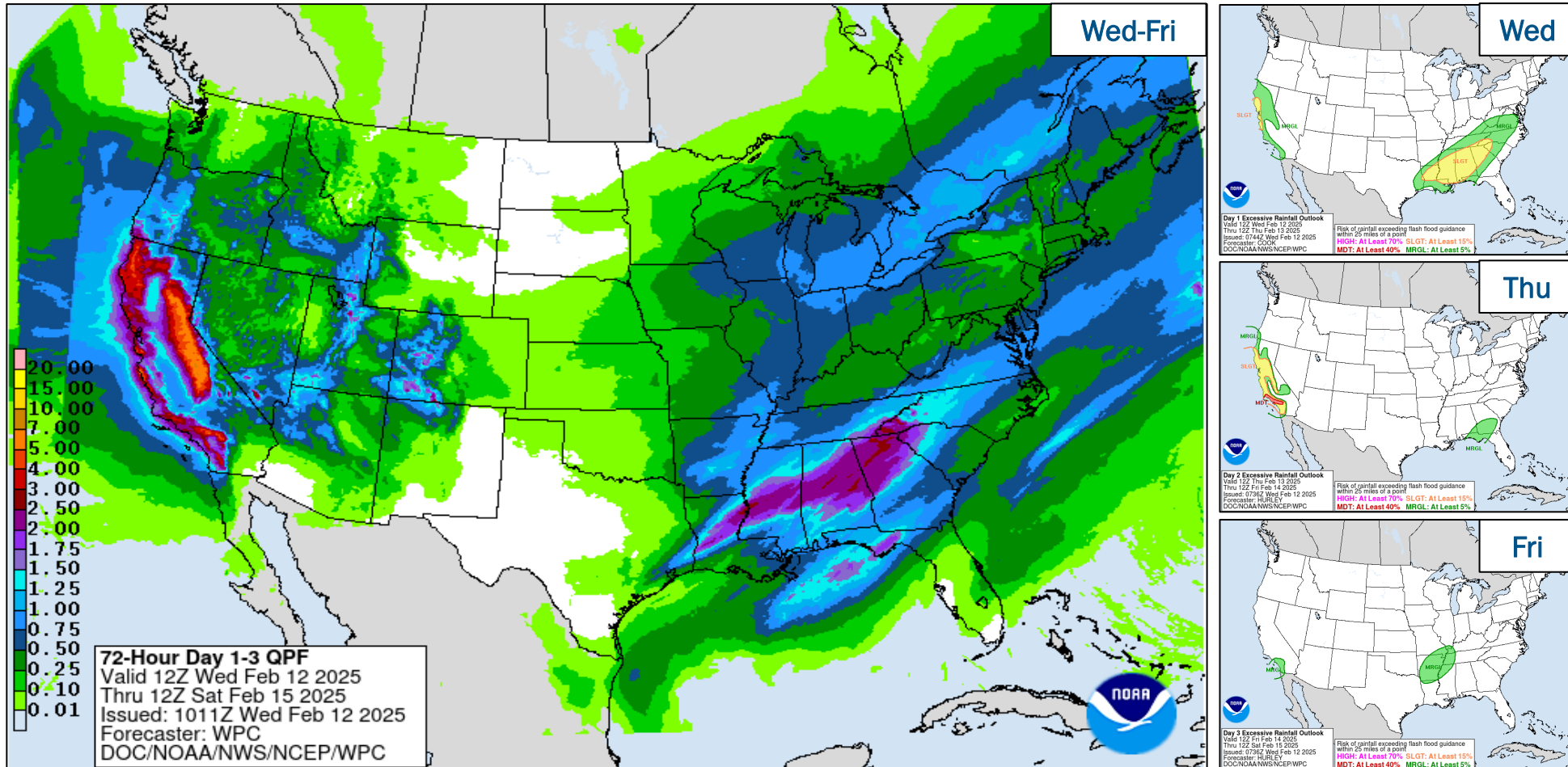
National Weather Forecast



FEMA

National Watch Center

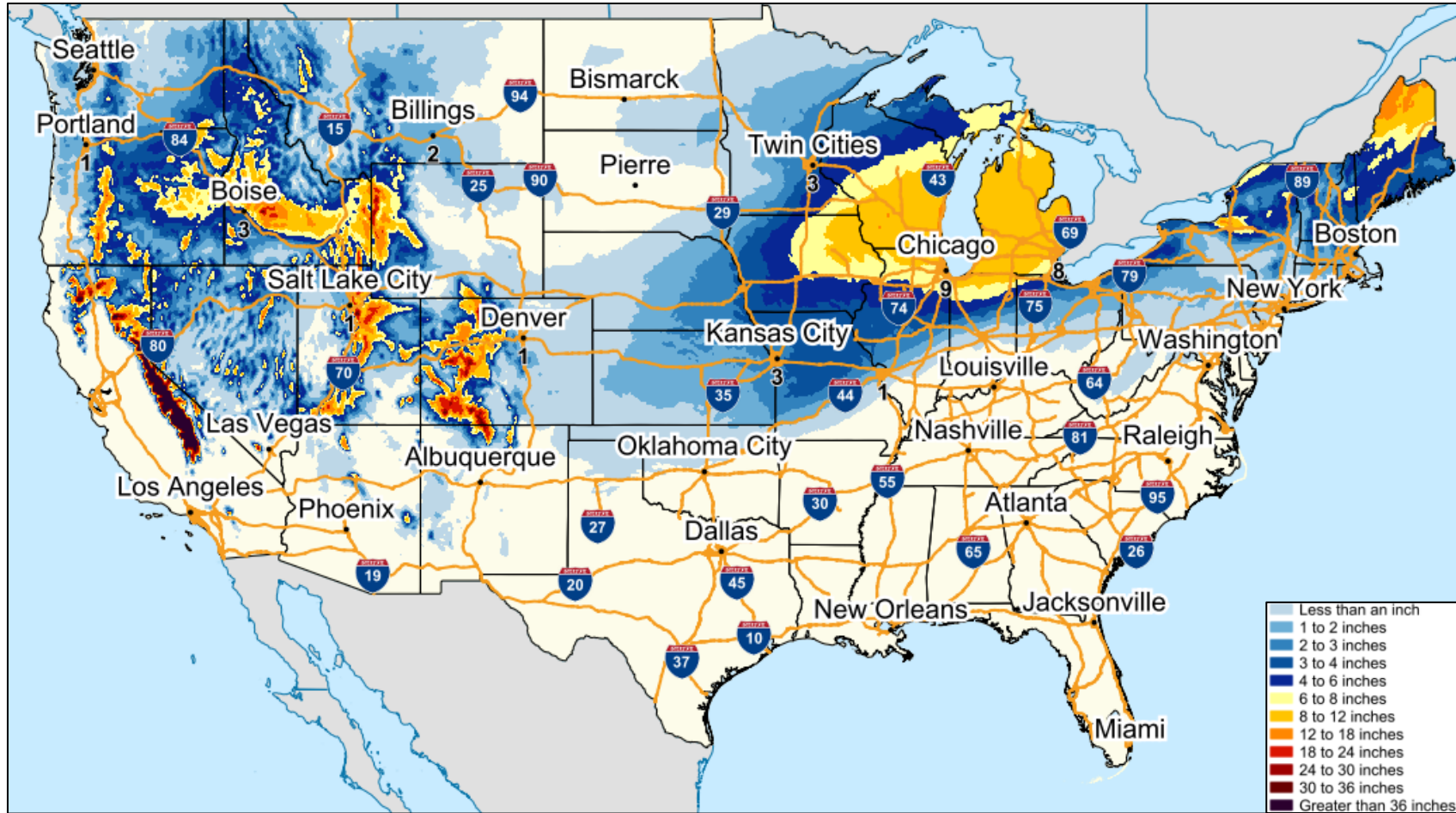
Precipitation & Excessive Rainfall



FEMA

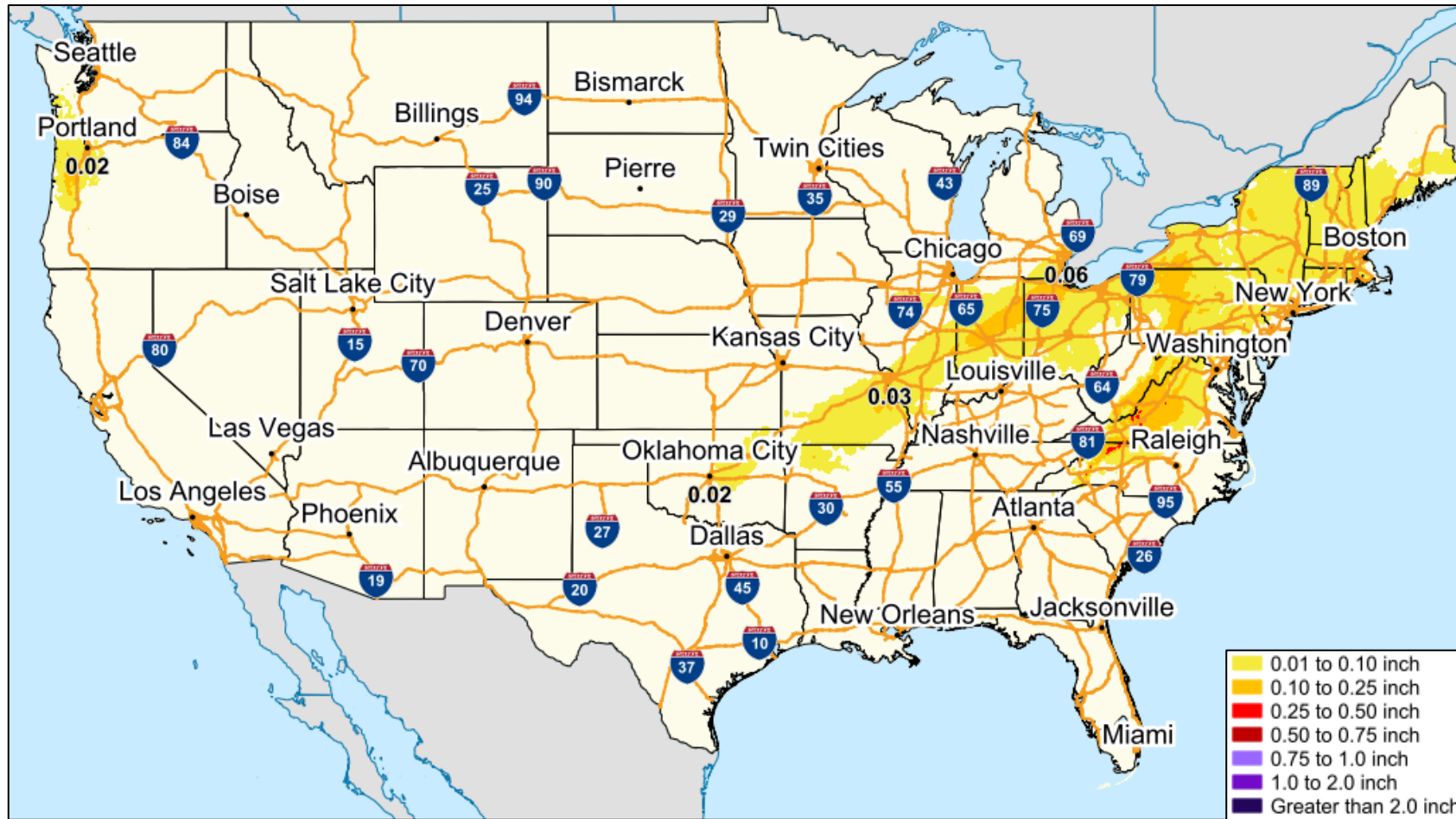
National Watch Center

Snowfall Forecast



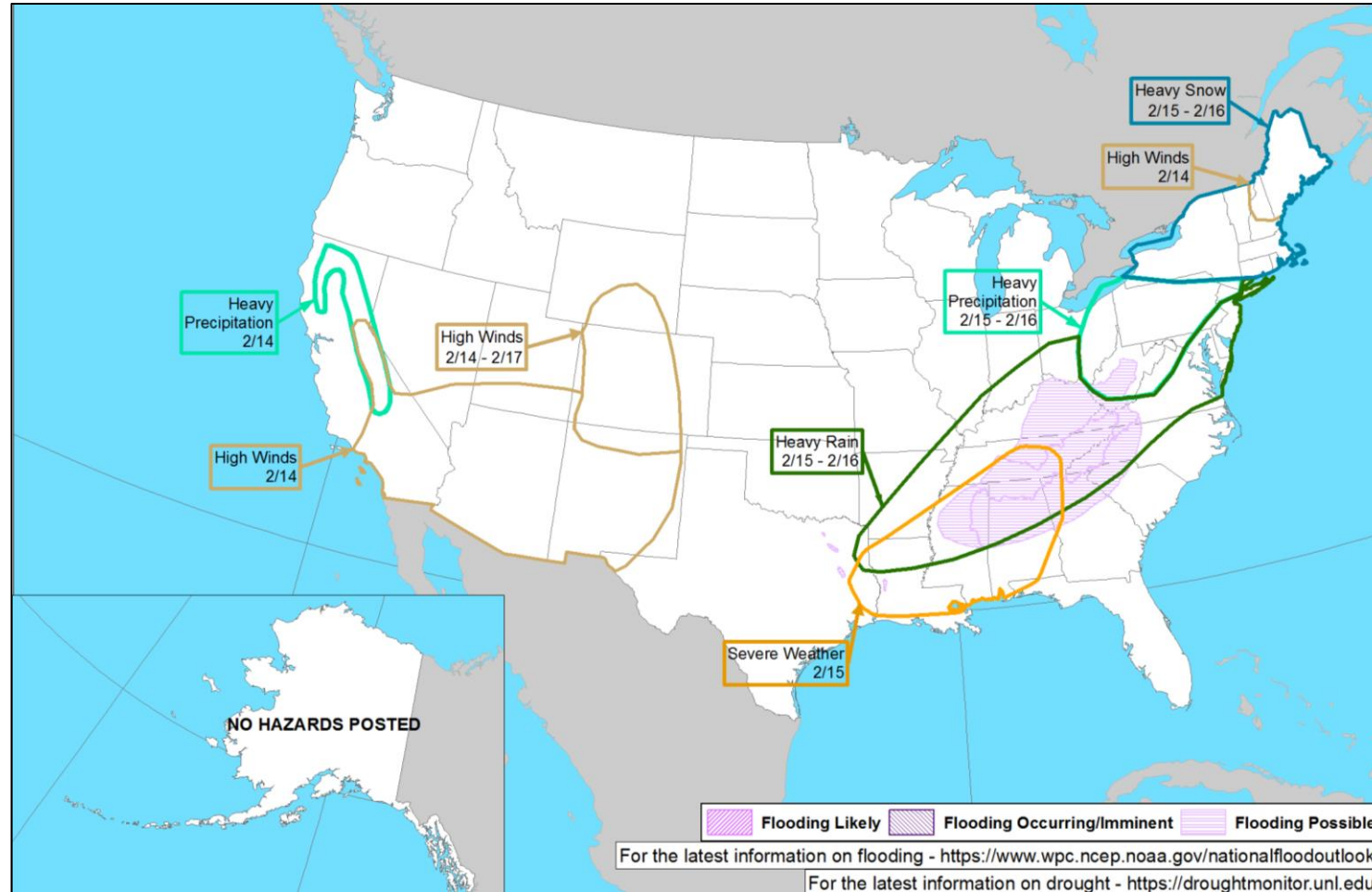
FEMA

Ice Accumulation Forecast



FEMA

Hazards Outlook – Feb 14-18



FEMA

FEMA Common Operating Picture

32 + 2 Joint Field Offices / Virtual Joint Field Offices Supporting **103+ 9** Major Disasters / Emergency Declarations | **16** Direct Housing Missions / **29** RSF-Supported Disasters / **6** Joint Recovery Offices

Wednesday
February 12, 2025
8:30 a.m. ET

FEMA HQ	
NWC	NRCC
Monitoring	Steady State
FEMA REGIONS	
Watch	RRCC
Monitoring I	Rostered
Monitoring II	Rostered
Monitoring III	Rostered
Monitoring IV	Rostered
Monitoring V	Rostered
Monitoring VI	Rostered
Monitoring VII	Rostered
Monitoring VIII	Rostered
Monitoring IX	Rostered
Monitoring X	Rostered

N-IMATs	
2-5 Teams Available	
Red	
White	NC (Sep 30)
Blue	
Gold	
HS	DC (Jan 28)

R-IMATs	
≥ 7 Teams Available	
I	VT (Jan 6)
II	USVI (Oct 30)
III	
IV-1	GA (Oct 5)
IV-2	
V	1
VI-1	2
VI-2	Personnel
VII	Personnel
VIII	SD (Nov 18)
IX-1	CA (Jan 8)
IX-2	Personnel
X	3

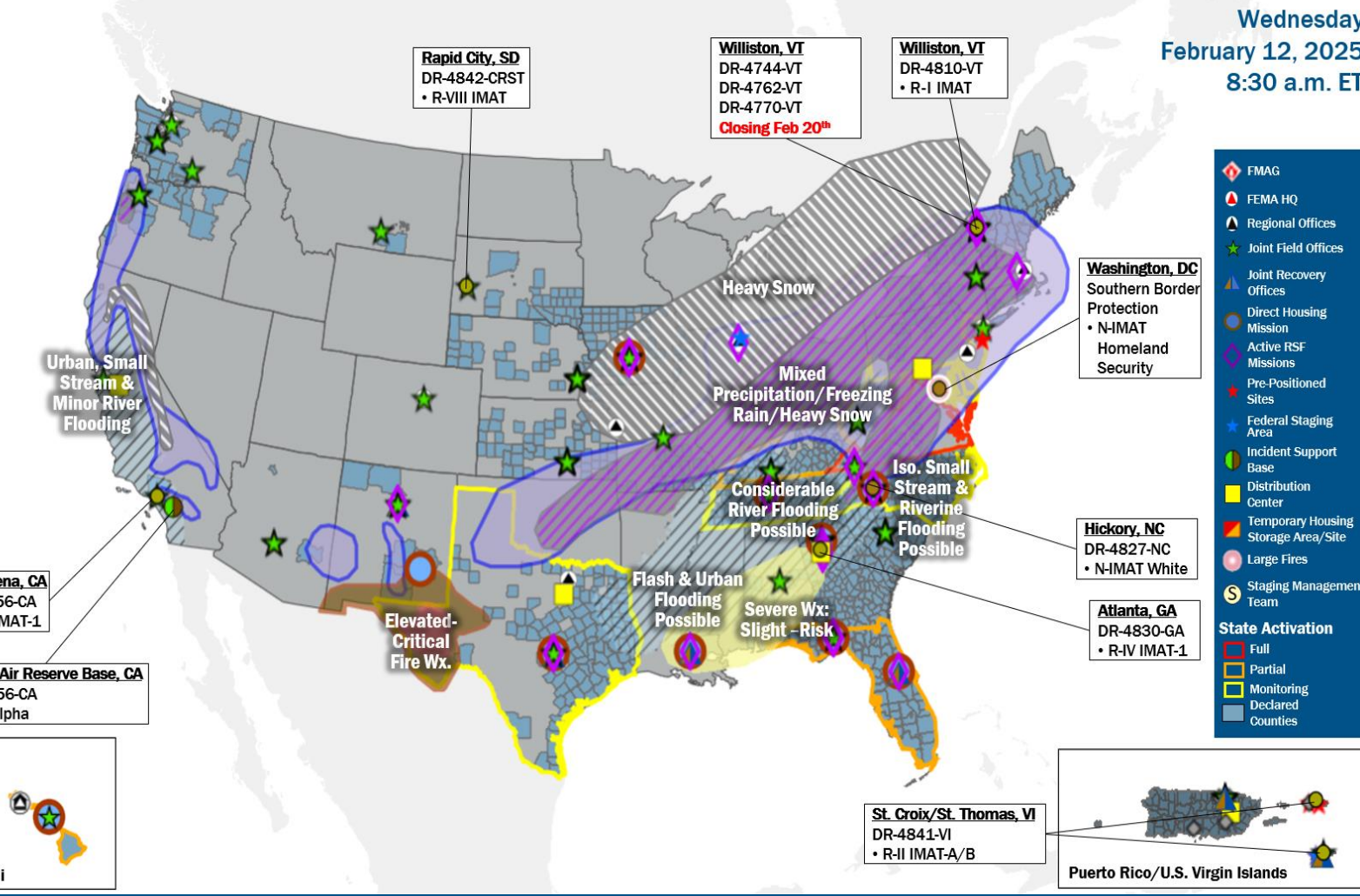
Notes:

NRCC/RWCs/RRCCs:	State EOCs:
• NSTR	• HI: Wildfires
	• DC/DE/KY/MD/NC/NJ/TN/TX/VA/ WV: Winter Storms
	• FL/NC: Previous Incidents

Volunteer Force	
Rostered 7,895 (+2)	Deployed 0
Surge Capacity Force	
Rostered 8,922	Deployed 9

Fully Mission Capable (FMC)
Partially Mission Capable (PMC)
Not Mission Capable (NMC)
Deployed

REGIONAL BREAKDOWN				
	JFO/VJFO	DR	EM	JRO
I	3/0	17	2	0
II	4/0	8	0	2
III	2/0	6	1	0
IV	7/0	28	6	1
V	0/0	0	0	0
VI	2/0	5	0	3
VII	4/0	14	0	0
VIII	3/0	3	0	0
IX	3/1	9	0	0
X	4/1	13	0	0



- FMAG
- FEMA HQ
- Regional Offices
- Joint Field Offices
- Joint Recovery Offices
- Direct Housing Mission
- Active RSF Missions
- Pre-Positioned Sites
- Federal Staging Area
- Incident Support Base
- Distribution Center
- Temporary Housing Storage Area/Site
- Large Fires
- Staging Management Team
- State Activation
 - Full
 - Partial
 - Monitoring
 - Declared
 - Counties

IM Workforce

14,170 (+1) Assigned
4,607 (+26) Unavailable
6,972 (+62) Deployed

18% / 2,591 (-87) Available

IM Cadre Availability

17 Cadres ≤ 25% Availability

Civil Rights: 19% (34/179) Disability Integration: 17% (7/40); External Affairs: 5% (20/391); Environmental Planning and Historic Preservation: 16% (140/871); Field Leadership: 13% (20/149); Financial Management: 18% (42/230); Hazard Mitigation: 9% (112/1,210); Human Resources: 16% (30/186); Individual Assistance: 13% (348/2,655); Interagency Recovery Coordination: 22% (76/339); Information Technology: 19% (135/714); Logistics: 10% (171/1,675); Operations: 19% (72/371); Public Assistance: 13% (303/2,305); Planning: 9% (40/468); Safety: 18% (17/94); Security: 13% (17/136)

MERS

≥ 66%

36 Assigned
0 Unavailable
0 Deployed

36 Available

US&R

≥ 66%

28 Assigned
1 Unavailable
0 Deployed

27 Available

FCO

2 Type I

54 (-1) Assigned
6 (-1) Unavailable
44 (-1) (25 (-1) FCOR) Deployed

4 (+1) Available

Declaration Requests in Process – 7

State / Tribe / Territory – Incident Description	Type	IA	PA	HM	Requested
NY – Severe Storms, Tornadoes, Straight-line Winds, and Flooding	EM		X		Jul 20
CA – Park and Borel Fires (Appeal)	DR	X	X	X	Dec 2
OK – Severe Storms, Straight-line Winds, Tornadoes, and Flooding	DR	X		X	Dec 20
LA – Terrorist Attack	EM	X	X		Jan 2
WI – Lack of Snow (SBA) Economic Injury Loan	DR	X			Jan 13
WA – Severe Storms, Straight-line Winds, Flooding, Landslides, and Mudslides	DR		X	X	Jan 14
KY – Severe Winter Storms and Snowstorms	DR		X	X	Jan 30



FEMA



FEMA

Helping people before, during, and after disasters.



Scan to subscribe to this briefing.