

FEMA National Watch Center

Daily Operations Briefing

Saturday, February 11, 2023

8:30 a.m. ET



FEMA

National Current Ops / Monitoring

New Significant Incidents / Ongoing Ops

- No significant incidents / operations

Hazard Monitoring

- Severe Thunderstorms – Central Florida
- Heavy Rain and Flash Flooding – Southeast
- Freezing Rain – Southern Appalachians to the Mid-Atlantic
- Mixed Precipitation – California and the Tennessee Valley to the Mid-Atlantic

Disaster Declaration Activity

- Request: Major Disaster – SD
- One Amendment issued

Event Monitoring

- Super Bowl LVII – Glendale, AZ (Feb 12)



FEMA

Super Bowl LVII – Glendale, Arizona

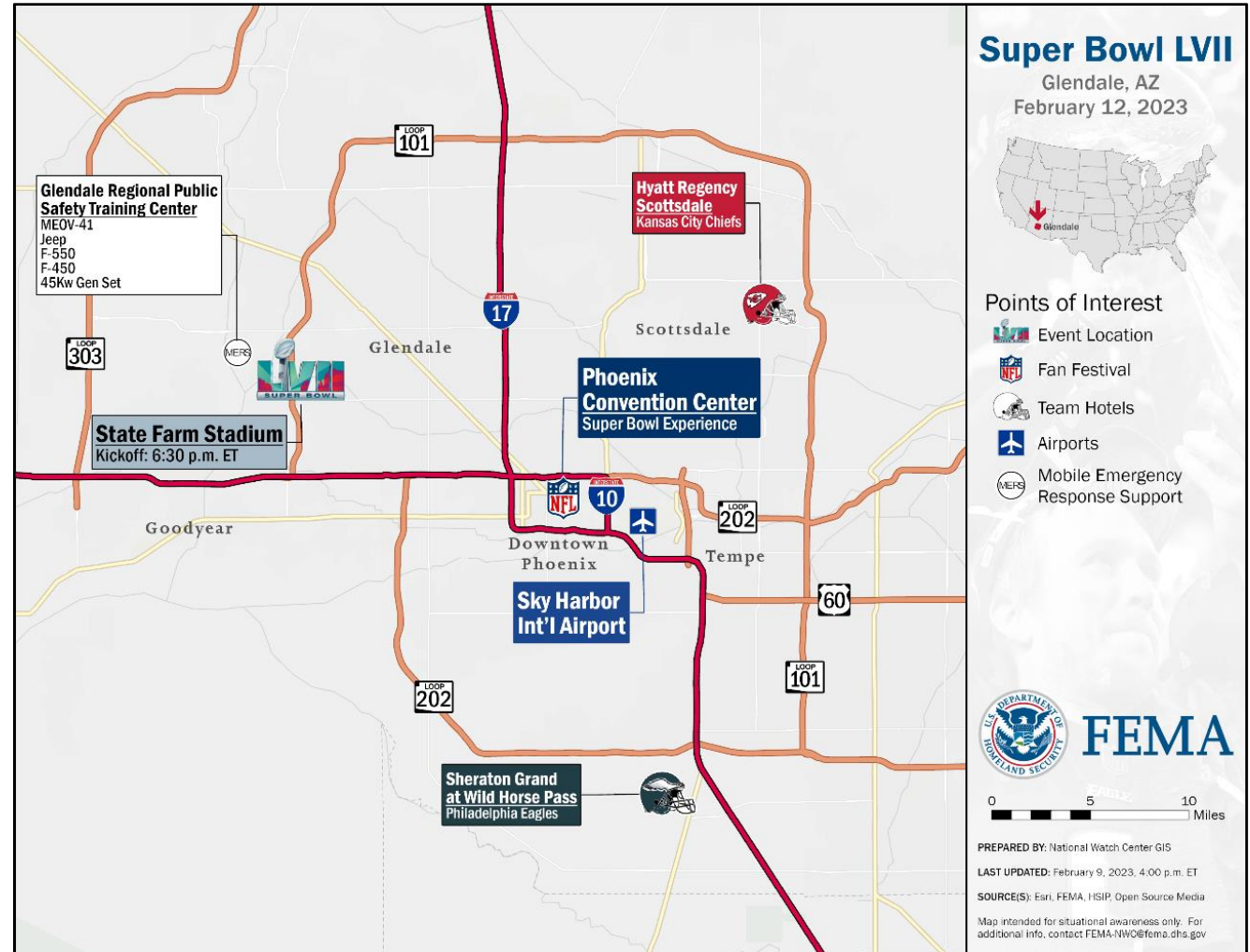
Situation: The game will be held Feb 12, at State Farm Stadium in Glendale, Arizona. Numerous events began Feb 4. Activities will be occurring at multiple venues throughout Phoenix metro area. This event is designated a Special Event Assessment Rating 1 by DHS due to its significant national importance that requires extensive interagency support.

State / Local Response:

- AZ EOC at Partial Activation (SW Border Coordination)

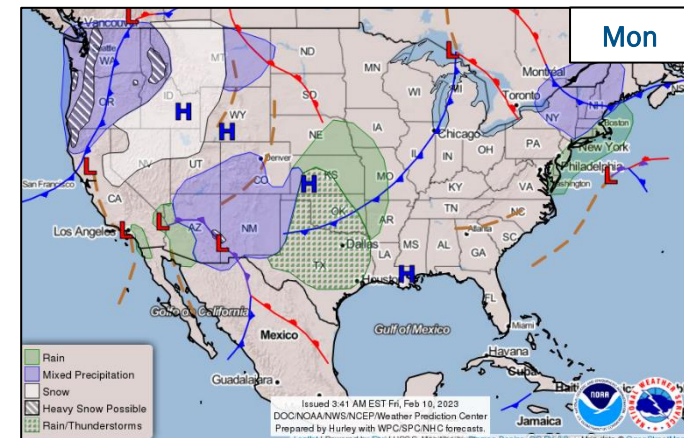
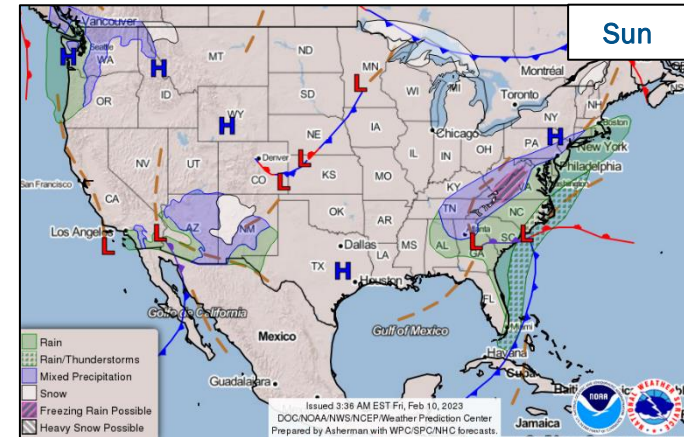
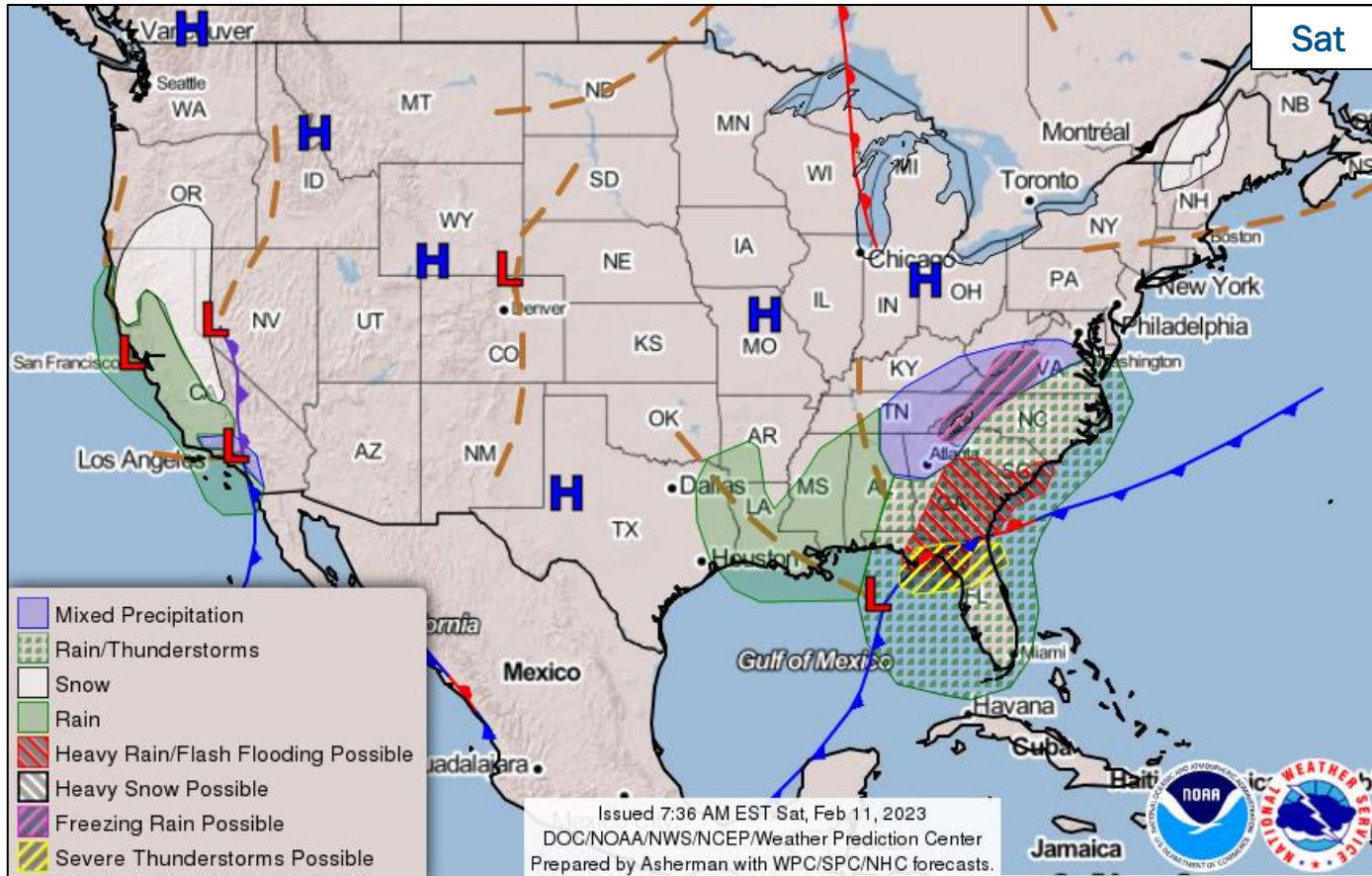
FEMA Response:

- Bothell MERS deployed to Glendale, AZ
- NWC and Region IX RWC will continue to monitor



FEMA

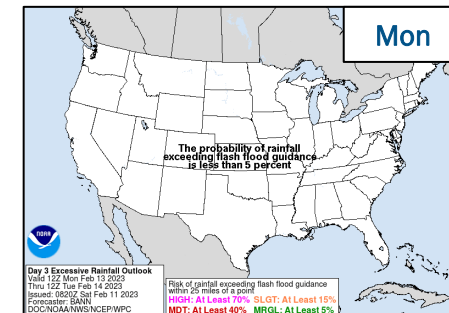
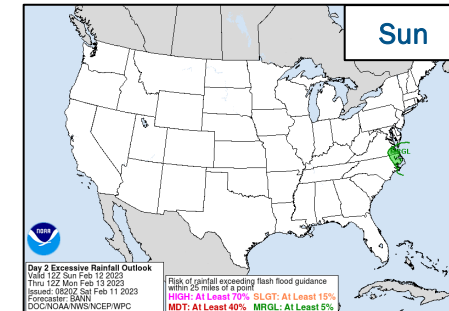
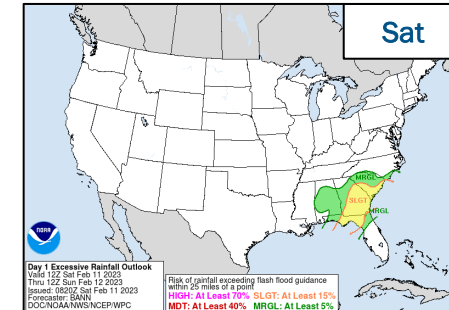
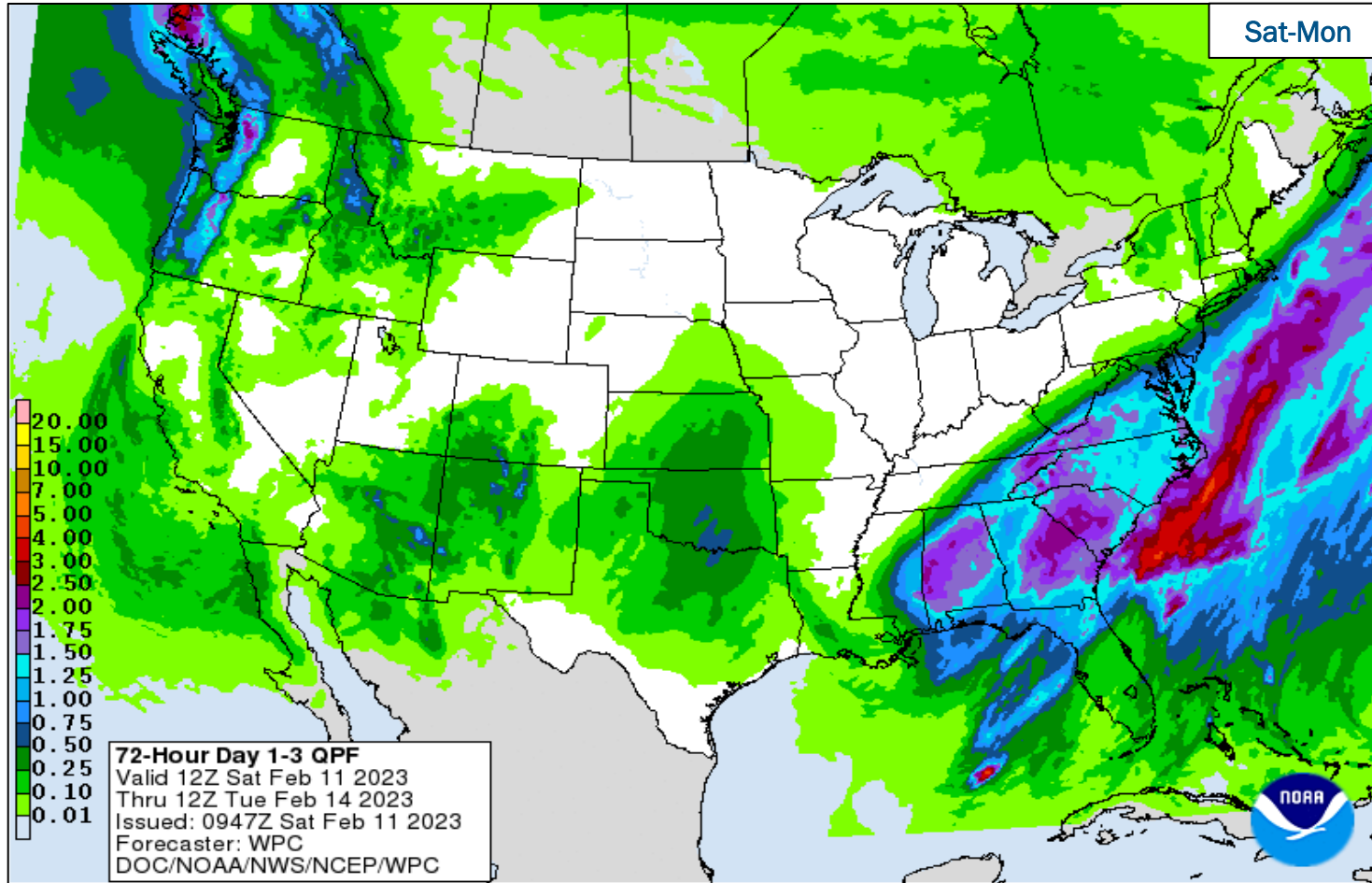
National Weather Forecast



FEMA

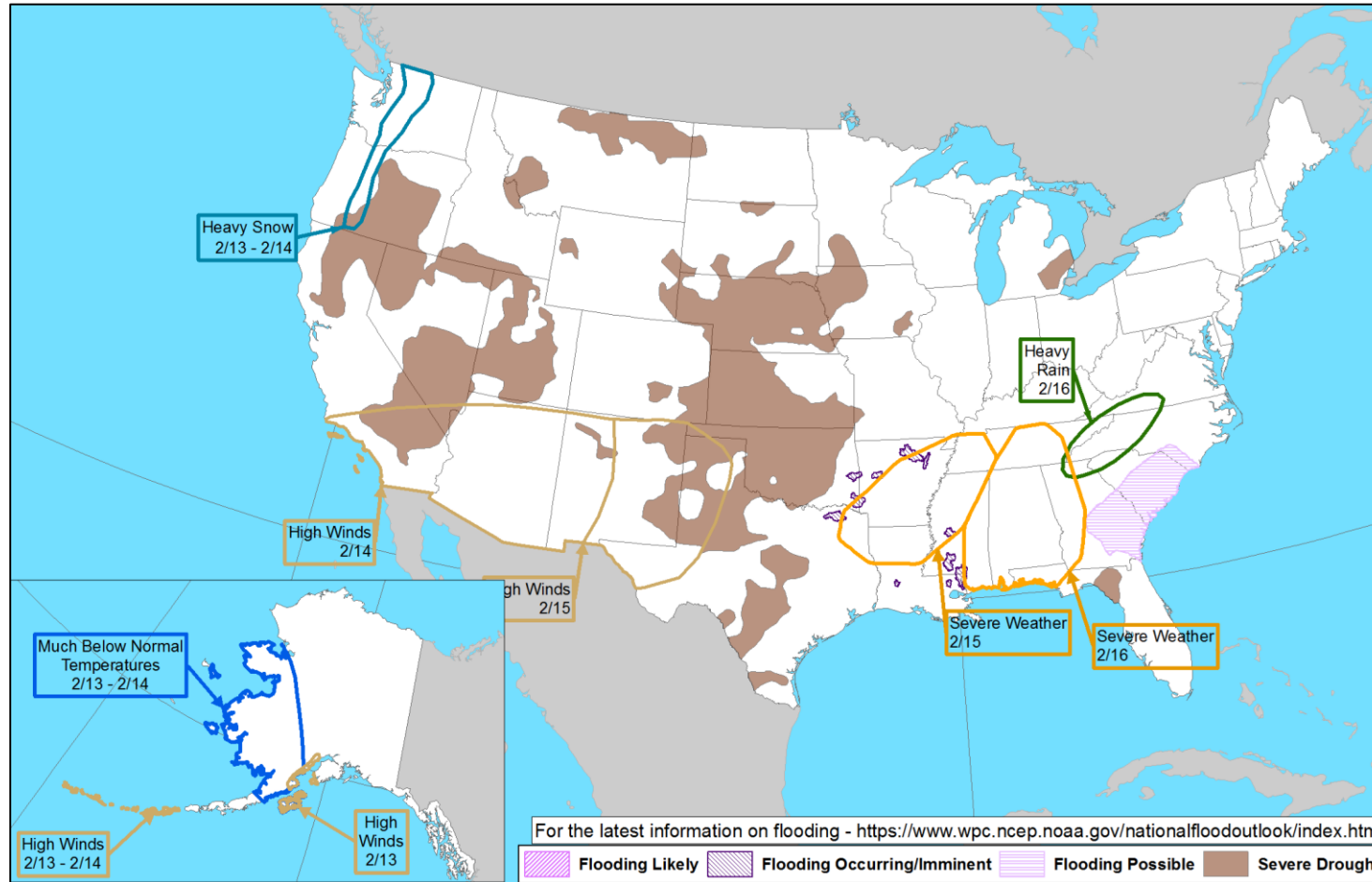
National Watch Center

Precipitation & Excessive Rainfall



FEMA

Hazards Outlook – Feb 13-17



FEMA

FEMA Common Operating Picture

11
Joint Field
Offices

9
Virtual Joint
Field Offices

52
Major
Disasters

10
Emergency
Declarations

Saturday
February 11, 2023
8:30 a.m. ET

FEMA HQ		
NWC	NRCC	
Monitoring	Rostered	
FEMA REGIONS		
Watch	RRCC	
Monitoring	I	Rostered
Monitoring	II	Rostered
Monitoring	III	Rostered
Monitoring	IV	Rostered
Monitoring	V	Rostered
Monitoring	VI	Rostered
Monitoring	VII	Rostered
Monitoring	VIII	Rostered
Monitoring	IX	Rostered
Monitoring	X	Rostered
Notes:		
RWCs/RRCCs:	STATE EOCs:	
	<ul style="list-style-type: none"> PR: TC Fiona WA: Winter Weather AL/GA: Severe Weather FL: TC Ian CA/NM: Flooding NM: Wildfires TX: Ongoing Operations CO: Avian Influenza, Public Health Support and Suncor Refinery AZ/CO: SW Border Coordination AS/CA: Seismic Activity OR: RSV, Influenza Surge, and Homeless State of Emergency WA: European Green Crabs and Flu & RSV Season VA: Humanitarian Support/ Winter Weather 	
Surge Capacity Force		
Rostered	Deployed	
7,626	0	

N-IMATs	
2-4 Teams Available	
Red	
White	
Blue	
Gold	
R-IMATs	
≥ 7 Teams Available	
I	1
II	
III	
IV-1	FL
IV-2	AL
V	GA
VI-1	Personnel
VI-2	
VII	2
VIII	
IX-1	CA
IX-2	CA
X	Personnel
<ul style="list-style-type: none"> Fully Mission Capable (FMC) Partially Mission Capable (PMC) Not Mission Capable (NMC) Deployed 	

REGIONAL BREAKDOWN			
	JFO/VJFO	DR	EM
I	1/0	4	0
II	2/3	5	4
III	0/0	3	0
IV	2/1	10	3
V	2/0	4	0
VI	1/1	2	3
VII	0/1	2	0
VIII	1/1	3	0
IX	0/1	7	0
X	2/1	12	0

Alaska

Northern Mariana Islands

Guam

American Samoa

Hawaii

Sacramento, CA
DR-4683-CA
• MERS
• RIX IMAT-1/2

Fort Harrison, MT
DR-4655-MT
• Closing Feb 13

Warwick, RI
DR-4653-RI
• Closing Feb 24

NYC, NY
DR-4615 & 4625-NY
• Closing Feb 17

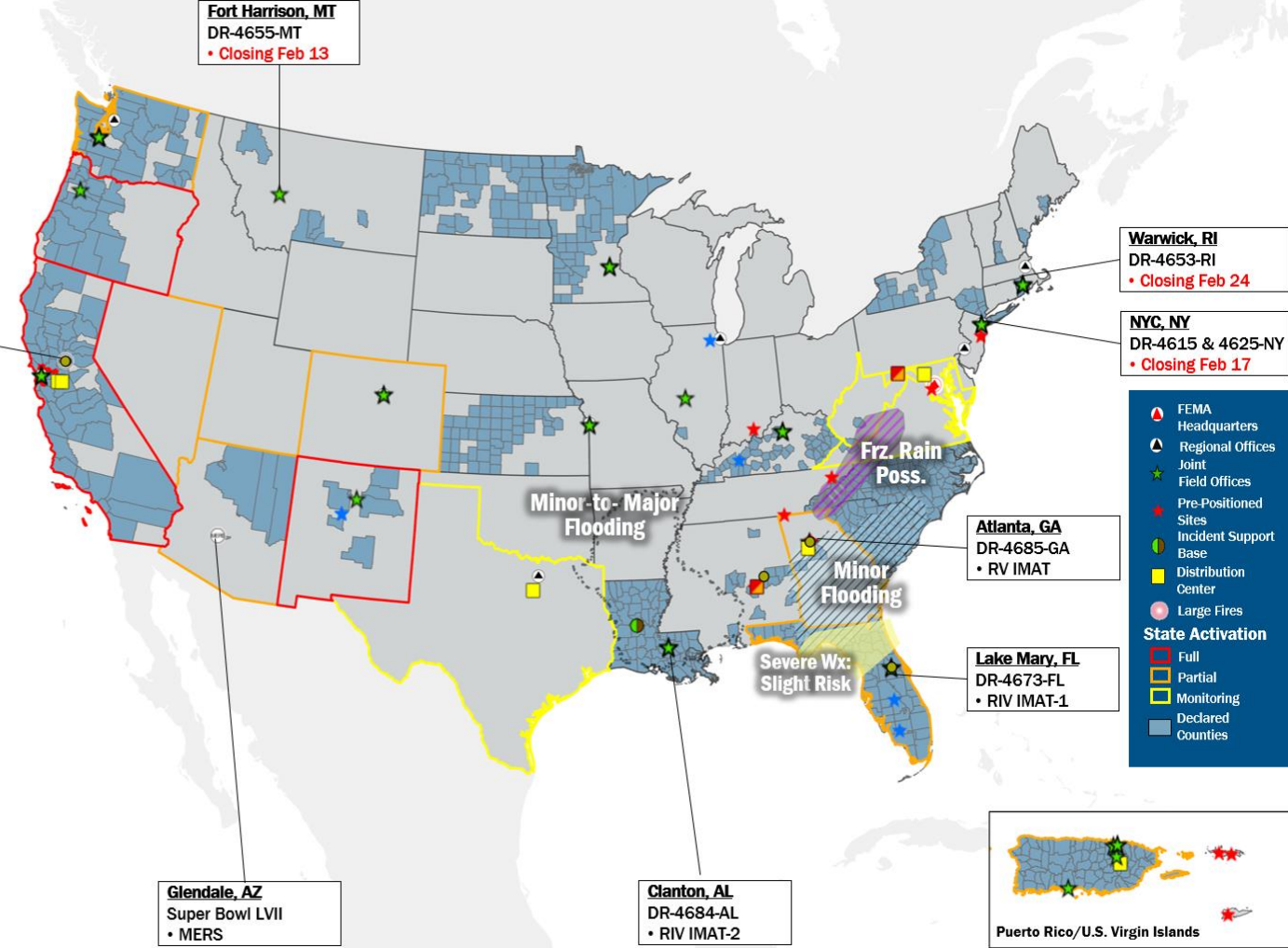
Atlanta, GA
DR-4685-GA
• RV IMAT

Lake Mary, FL
DR-4673-FL
• RIV IMAT-1

Glendale, AZ
Super Bowl LVII
• MERS

Clanton, AL
DR-4684-AL
• RIV IMAT-2

Puerto Rico/U.S. Virgin Islands



Legend

- FEMA Headquarters
- Regional Offices
- Joint Field Offices
- Pre-Positioned Sites
- Incident Support Base
- Distribution Center
- Large Fires
- State Activation
 - Full
 - Partial
 - Monitoring
 - Declared Counties

IM Workforce

13,293 (+1) Assigned
3,892 (+31) Unavailable
5,867 (-25) Deployed

27% / 3,534 (-5) Available

IM Cadre Availability ≤ 25% Availability

Civil Rights: 17% (21/122); Disability Integration: 10% (6/63); Environmental Planning and Historic Preservation: 20% (171/840); Field Leadership: 17% (25/145); Hazard Mitigation: 11% (142/1,247); Human Resources: 23% (37/161); Logistics: 21% (298/1,402); Operations: 15% (57/372); Public Assistance: 13% (280/2,177); Planning: 19% (89/478); Safety 22% (17/77); Security: 17% (24/145)

MERS

≥ 66%

36 Assigned
0 Unavailable
0 (-1) Deployed

36 (+1) Available

US&R

≥ 66%

28 Assigned
4 Unavailable
0 Deployed

24 Available

FCO

≤ 1 Type I

50 Assigned
3 Unavailable
42 (24 FCOR) Deployed

5 Available

Joint Preliminary Damage Assessments

Region	State / Location	Incident	IA	Number of Counties		Start - End
			PA	Requested	Complete	
I	ME	Winter Storm Dec 23-24	IA	0	0	N/A
			PA	8	4	1/9 - TBD
	NH	Winter Storm Dec 23-25	IA	0	0	N/A
			PA	8	0	1/17 - TBD
	VT	Winter Storm Dec 23	IA	0	0	N/A
			PA	9	8 (+6)	1/13 - TBD
II	NY	Severe Winter Storm Dec 23	IA	0	0	N/A
			PA	3	0	1/24 - TBD
X	OR	Severe Winter Storms Dec 23-31	IA	0	0	N/A
			PA	9	0	2/13 - TBD



FEMA

Declaration Amendments

Declaration	Number	Issued	Action
FEMA-4685-DR-GA	1	Feb 10	Adds one county for IA only Adds one county for PA only Adds seven counties for IA and PA



FEMA

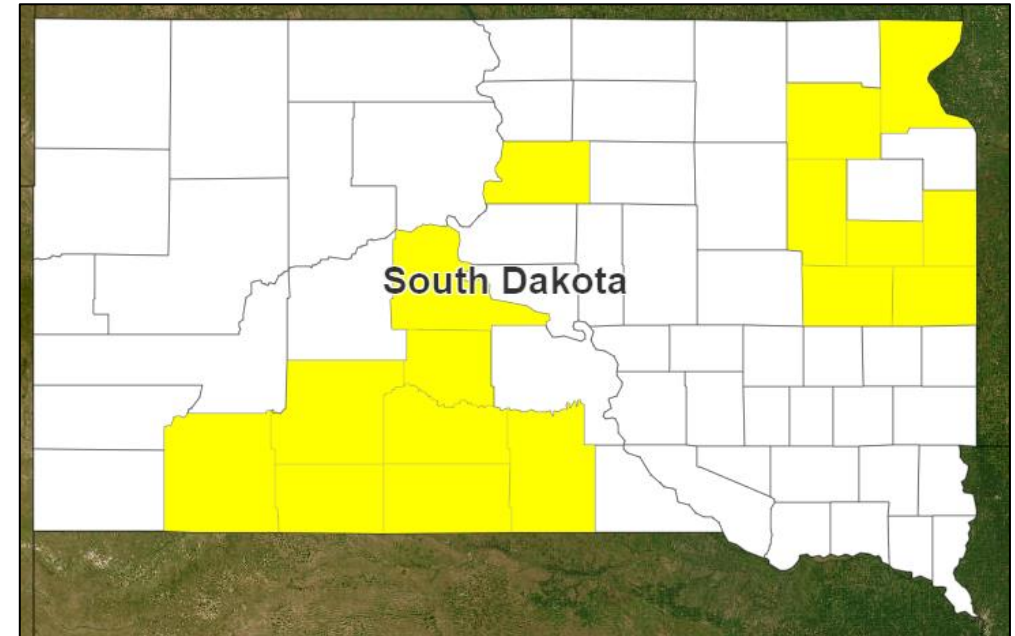
Declaration Request – South Dakota

Declaration Type: Major Disaster – South Dakota
Requested: Feb 9

Incident: Severe Winter Storm and Snowstorm
Incident Period: Dec 12-16

Requested:

- **PA:** 16 counties
- **Hazard Mitigation:** Statewide



■ PA



FEMA

Declaration Requests in Process – 7

State / Tribe / Territory – Incident Description	Type	IA	PA	HM	Requested
Choctaw Nation of Oklahoma – Tornadoes	DR		X	X	Jan 3
Oglala Sioux Tribe – Severe Winter Storms and Snowstorms	DR		X	X	Jan 19
Rosebud Sioux Tribe – Severe Winter Storms and Snowstorms	DR		X	X	Jan 13
HI – Mauna Loa Volcanic Eruption	DR		X	X	Jan 20
WV – Severe Storms, Flooding, Landslides, and Mudslides (Appeal)	DR	X	X	X	Jan 27
TX – Severe Storms and Tornadoes	DR	X		X	Feb 7
SD – Severe Winter Storm and Snowstorm	DR		X	X	Feb 9



FEMA



FEMA

Helping people before, during, and after disasters.



Scan to subscribe to this briefing.