

FEMA National Watch Center

Daily Operations Briefing

Friday, February 11, 2022

8:30 a.m. ET



FEMA

National Current Ops / Monitoring

New Significant Incidents / Ongoing Ops

- COVID-19

Hazard Monitoring

- Snow and mixed precipitation – Rockies, Plains, Upper/Middle Mississippi Valleys to the Northeast

Disaster Declaration Activity

- No new disaster declaration activity

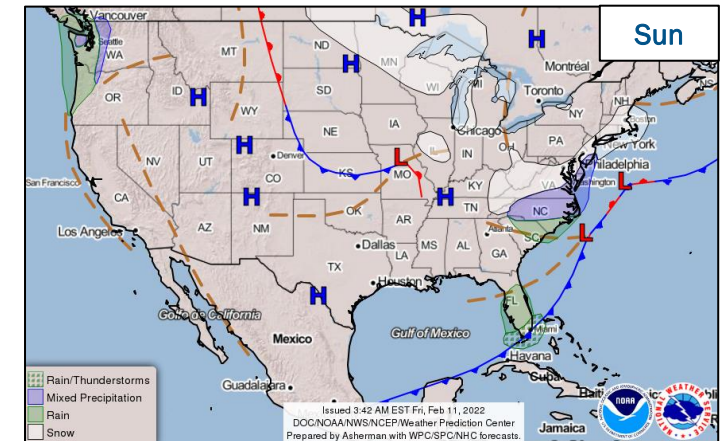
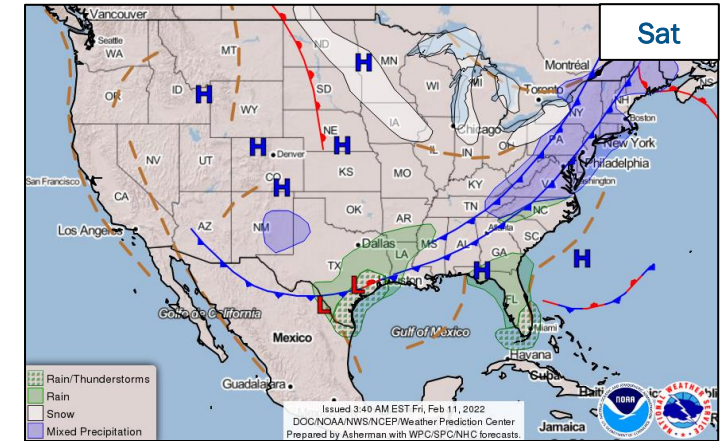
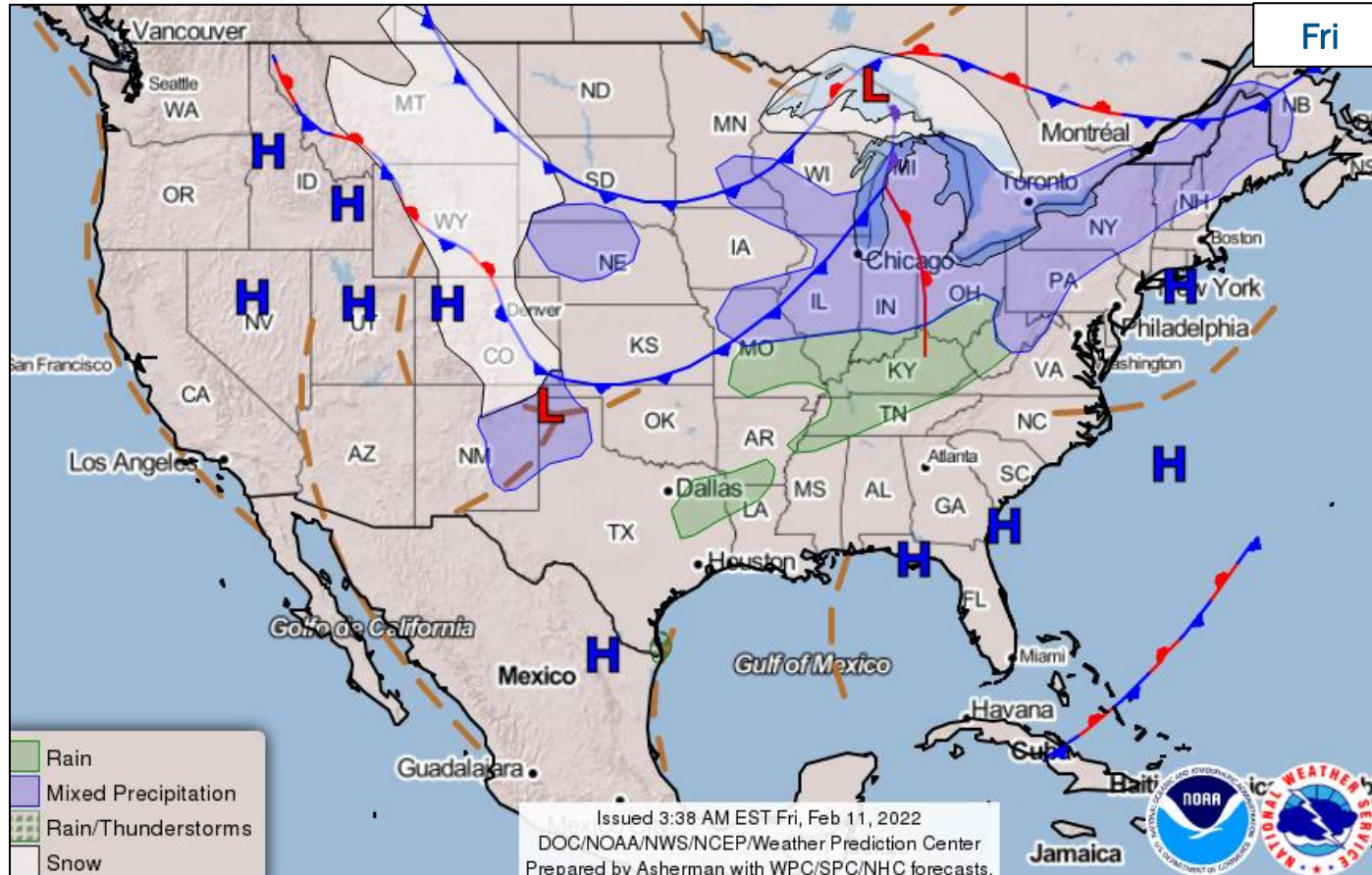
Event Monitoring

- Super Bowl LVI – Los Angeles, CA (Feb 9-13)
- 2022 State of the Union Address – Washington, DC (Mar 1)



FEMA

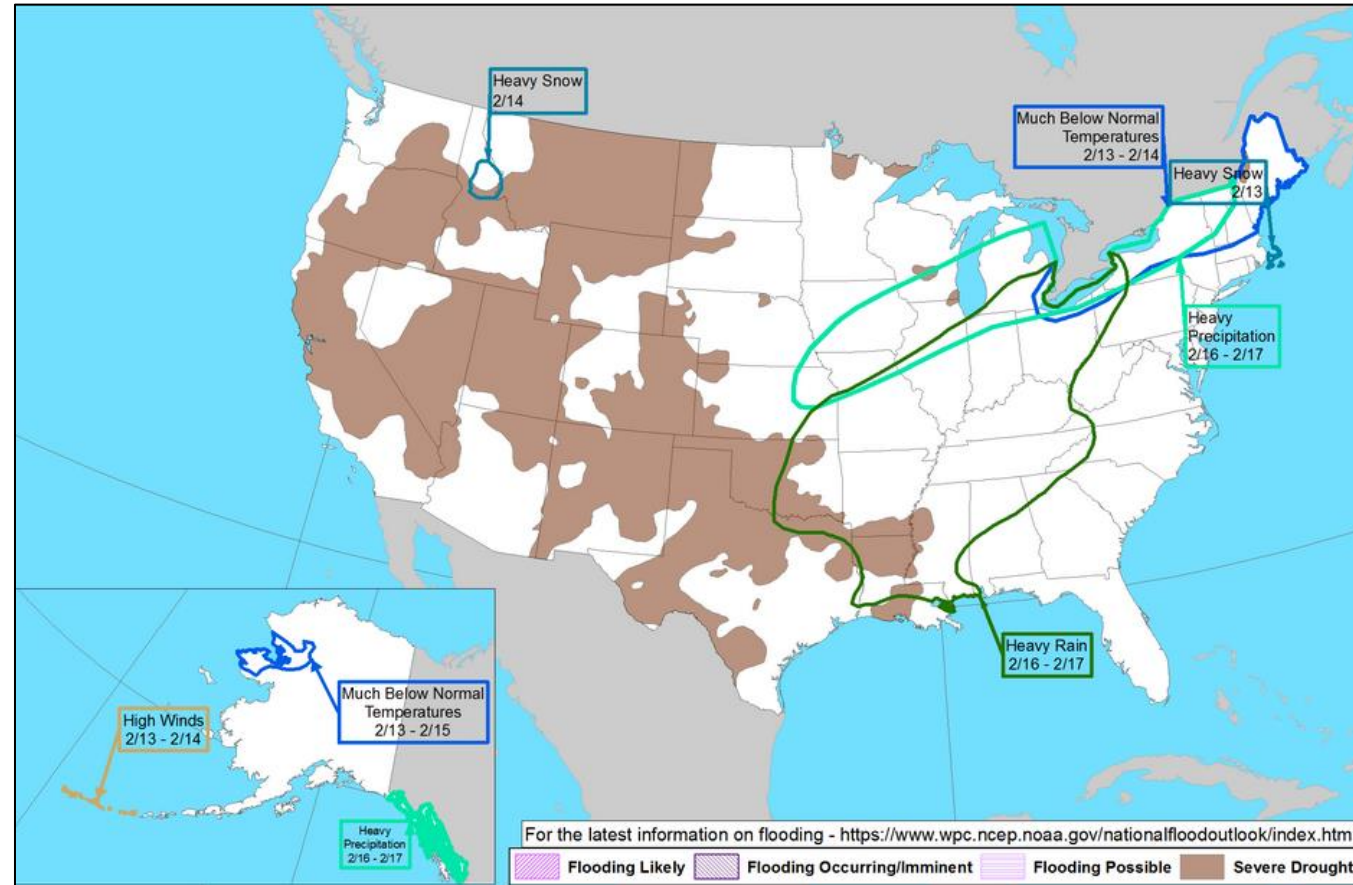
National Weather Forecast



FEMA

National Watch Center

Hazards Outlook – Feb 13-17





FEMA

Space Weather Outlook

	Space Weather Activity	Geomagnetic Storms	Solar Radiation	Radio Blackouts
Past 24 Hours	Minor	G1	None	None
Next 24 Hours	Minor	G1	None	None

For further information on NOAA Space Weather Scales refer to: <http://www.swpc.noaa.gov/noaa-scales-explanation>
 For further information on Sunspot Activity refer to: <https://www.swpc.noaa.gov/phenomena/sunspotssolar-cycle>



FEMA

Joint Preliminary Damage Assessments

Region	State / Location	Incident	IA	Number of Counties		Start - End
			PA	Requested	Complete	
I	ME	Coastal Storm Oct 30-31	IA	0	0	N/A
			PA	4	3	11/8 - TBD
	MA	Snow Feb 3-4	IA	0	0	N/A
			PA	6	0	TBD
II	PR	Flooding Feb 4-8	IA	6	5 (+3)	2/9 - TBD
			PA	0	0	N/A
III	VA	Severe Winter Storm/Snowstorm Jan 2-3	IA	0	0	N/A
			PA	32	0	1/24 - TBD
IV	SC	Winter Storm Jan 15-16	IA	0	0	N/A
			PA	6	4	1/31 - TBD
	TN	Severe Ice Storm and Flooding Feb 3-4	IA	0	0	N/A
			PA	1	0	2/14 - TBD
X	AK	Winter Storm Dec 25-27	IA	0	0	N/A
			PA	4	0	2/7 - TBD
	AK	Winter Storm Jan 1-4	IA	0	0	N/A
			PA	2	0	2/7 - TBD



FEMA

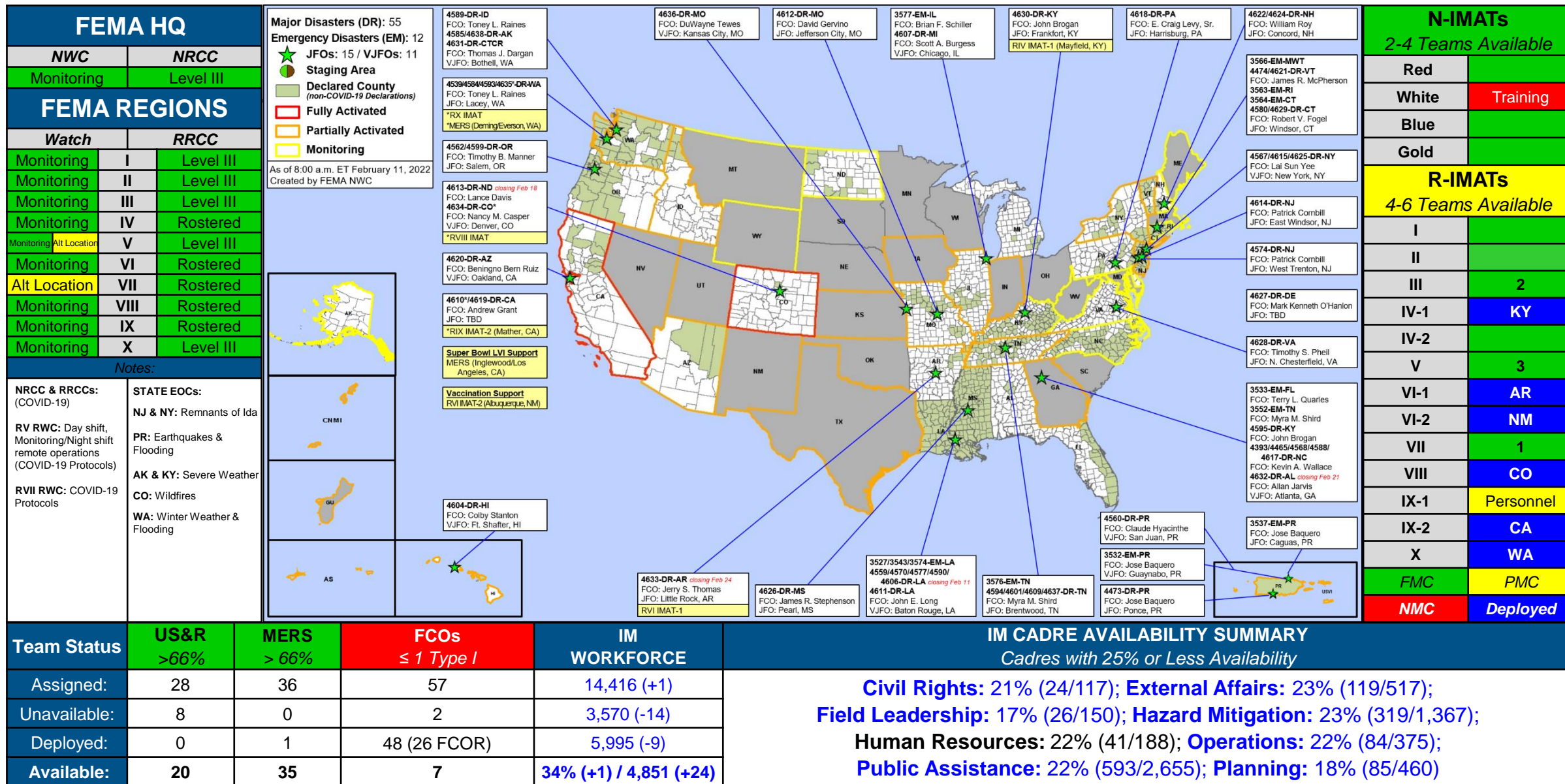
Declaration Requests in Process – 5

State / Tribe / Territory – Incident Description	Type	IA	PA	HM	Requested
HI – Severe Storms, Flooding, Landslides, and Mudslides	DR		X	X	Jan 11
FL – Severe Storms, Straight-line Winds, and Tornadoes	DR	X			Jan 24
KS – Severe Storms and Straight-line Winds	DR		X	X	Jan 24
IA – Severe Storms, Straight-line Winds, and Tornadoes	DR		X	X	Feb 2
KY – Severe Storms, Straight-line Winds, Tornadoes, Flooding, Landslides, and Mudslides	DR	X	X	X	Feb 4



FEMA

FEMA Common Operating Picture



Team Status	US&R >66%	MERS > 66%	FCOs ≤ 1 Type I	IM WORKFORCE
Assigned:	28	36	57	14,416 (+1)
Unavailable:	8	0	2	3,570 (-14)
Deployed:	0	1	48 (26 FCOR)	5,995 (-9)
Available:	20	35	7	34% (+1) / 4,851 (+24)

IM CADRE AVAILABILITY SUMMARY

Cadres with 25% or Less Availability

Civil Rights: 21% (24/117); External Affairs: 23% (119/517);
Field Leadership: 17% (26/150); Hazard Mitigation: 23% (319/1,367);
Human Resources: 22% (41/188); Operations: 22% (84/375);
Public Assistance: 22% (593/2,655); Planning: 18% (85/460)



FEMA

Helping people before, during, and after disasters.



Scan to subscribe to this briefing.