

FEMA National Watch Center

Daily Operations Briefing

Monday, February 10, 2025

8:30 a.m. ET



FEMA

National Current Ops / Monitoring

New Significant Incidents / Ongoing Ops

- No new significant incidents / operations

Hazard Monitoring

- Freezing Rain – Mid-Atlantic
- Heavy Rain – Southeast
- Winter Storm – Central Appalachians to Mid-Atlantic
- Elevated Fire Weather – Southwest to Southern Plains

Disaster Declaration Activity

- No new declaration activity

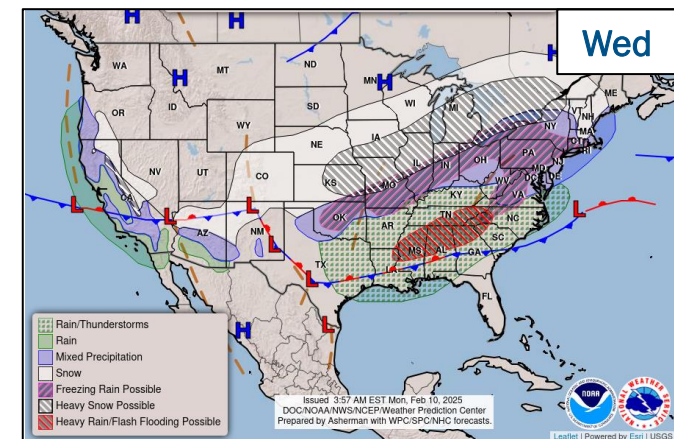
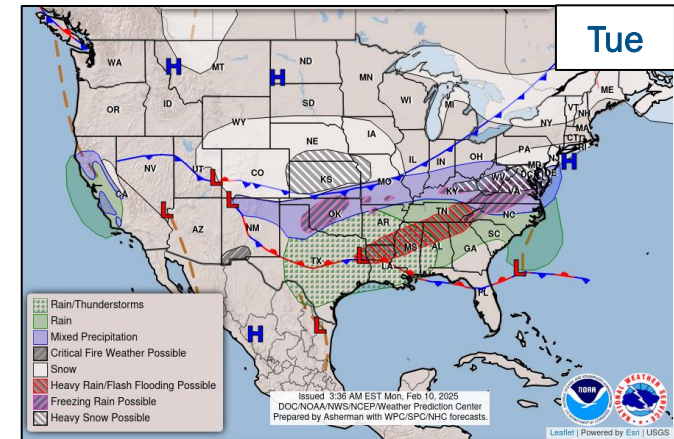
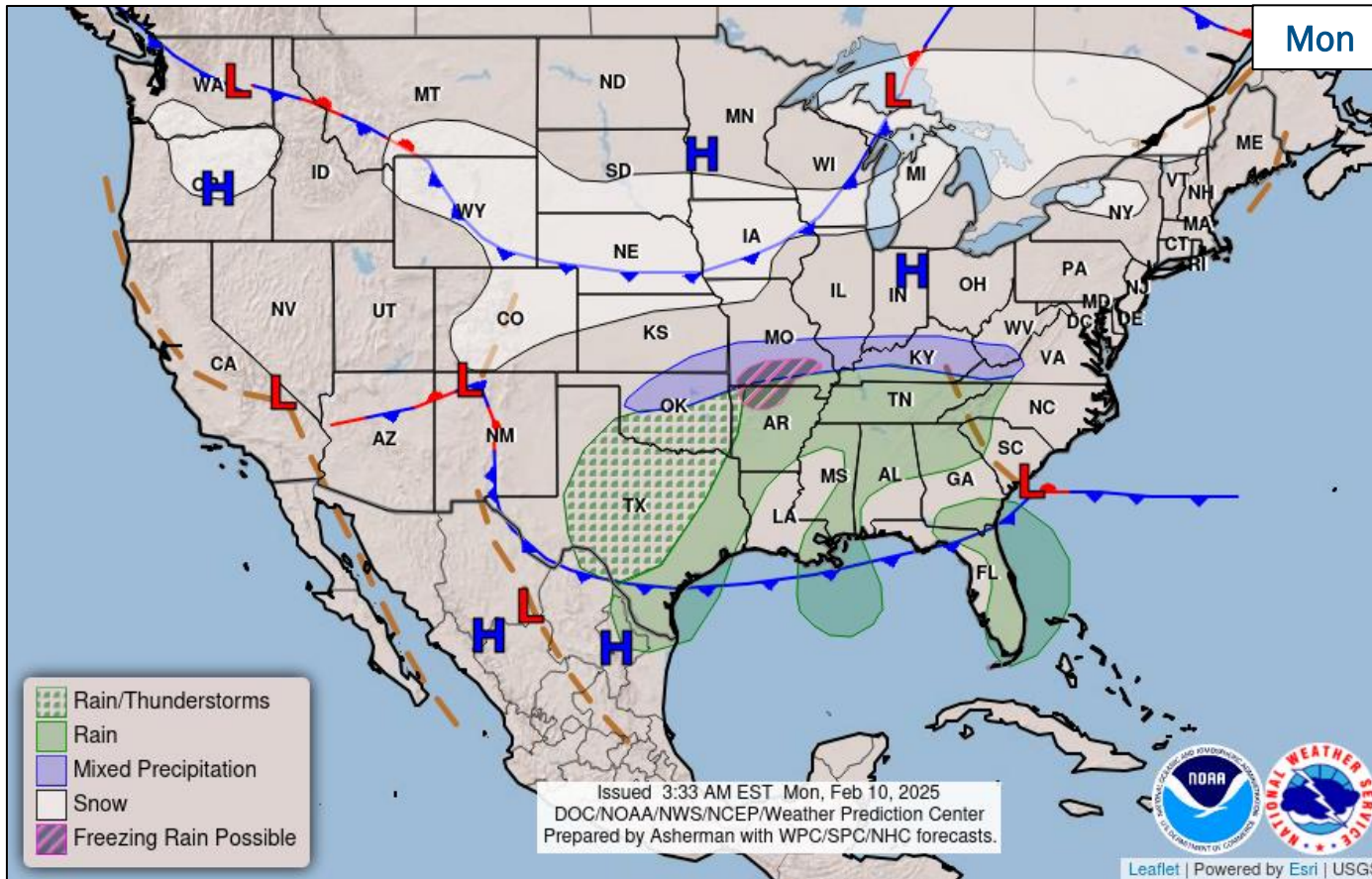
Event Monitoring

- No new significant events



FEMA

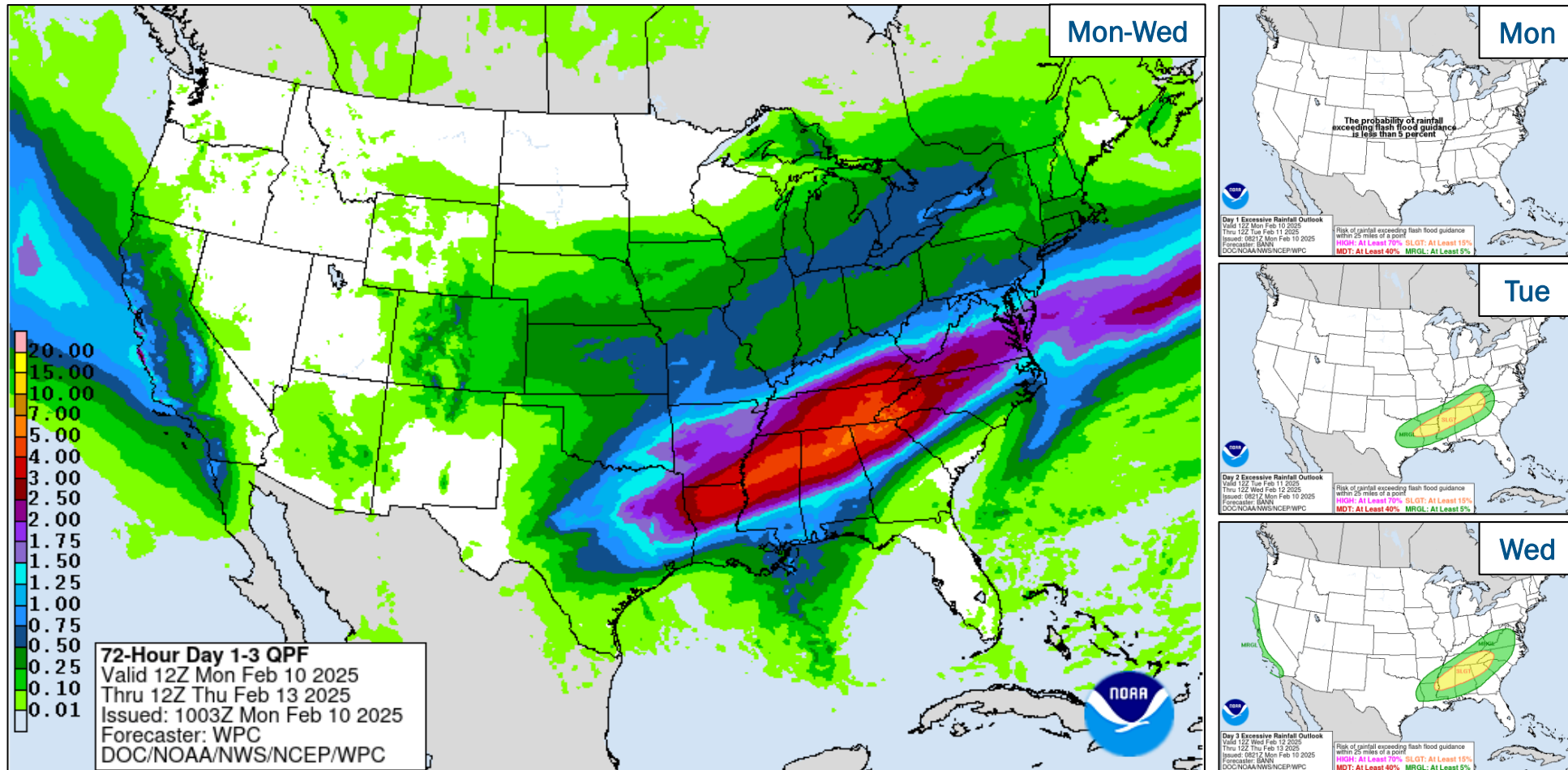
National Weather Forecast



FEMA

National Watch Center

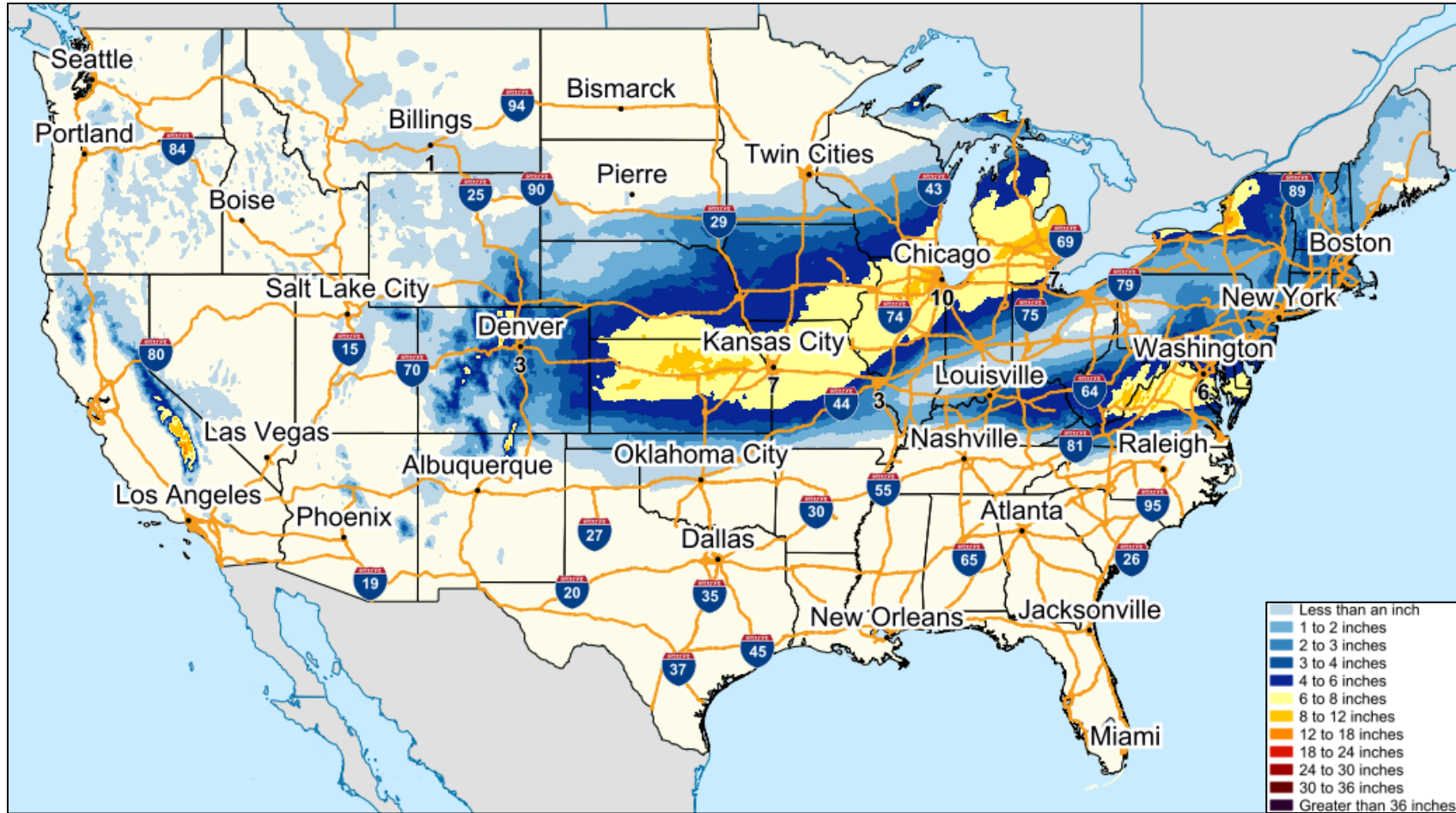
Precipitation & Excessive Rainfall



FEMA

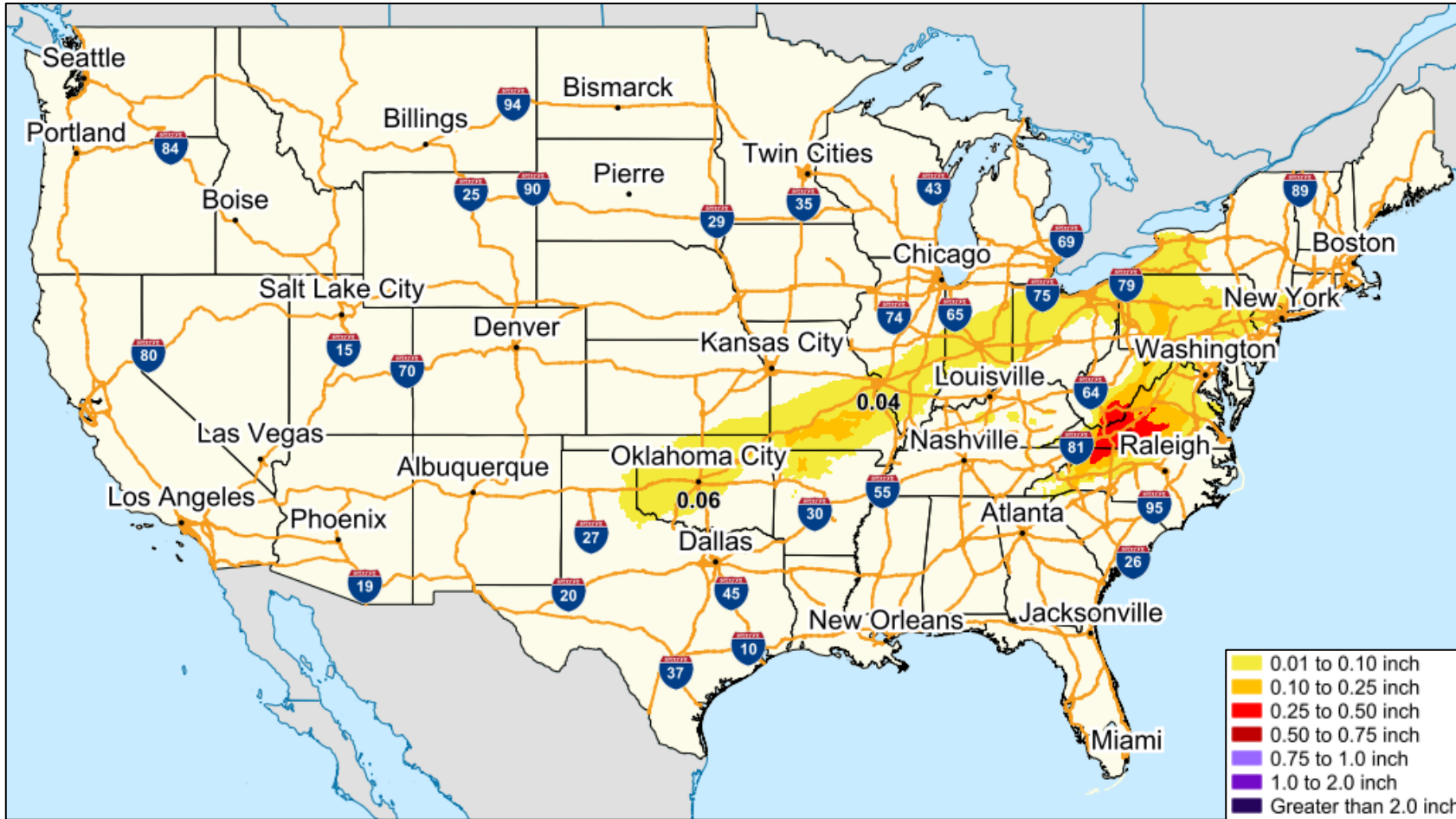
National Watch Center

Snowfall Forecast



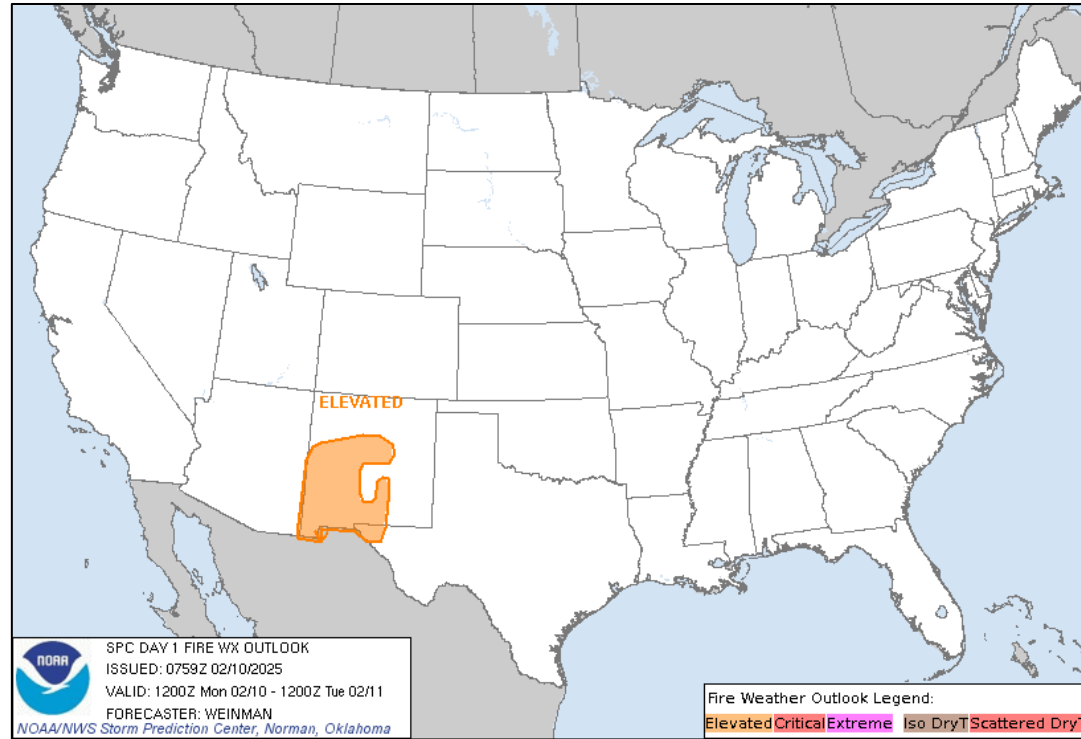
FEMA

Ice Accumulation Forecast

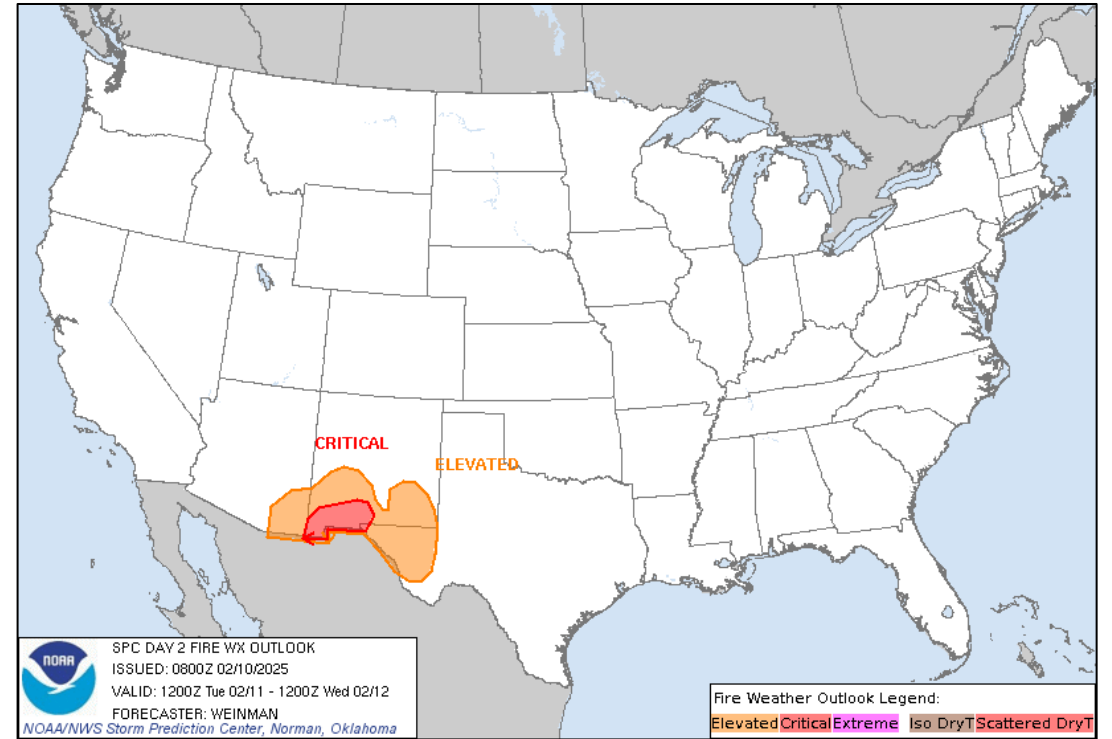


FEMA

Fire Weather Outlook



Today



Tomorrow



FEMA

National Watch Center

FEMA Common Operating Picture

31 + **3** Supporting **103+** + **9** | **16** **28** **6**
 Joint Field Offices Virtual Joint Field Offices Major Disasters Emergency Declarations Direct Housing Missions RSF-Supported Disasters Joint Recovery Offices

Monday
 February 10, 2025
 8:30 a.m. ET

| FEMA HQ | |
|--------------|---------------|
| NWC | NRCC |
| Monitoring | Steady State |
| FEMA REGIONS | |
| Watch | RRCC |
| Monitoring | I Rostered |
| Monitoring | II Rostered |
| Monitoring | III Rostered |
| Monitoring | IV Rostered |
| Monitoring | V Rostered |
| Monitoring | VI Rostered |
| Monitoring | VII Rostered |
| Monitoring | VIII Rostered |
| Monitoring | IX Rostered |
| Monitoring | X Rostered |

| N-IMATs | |
|---------------------|-------------|
| 2-5 Teams Available | |
| Red | |
| White | NC (Sep 30) |
| Blue | |
| Gold | |
| HS | DC (Jan 28) |

| R-IMATs | |
|---------------------|---------------|
| ≥ 7 Teams Available | |
| I | VT (Jan 6) |
| II | USVI (Oct 30) |
| III | |
| IV-1 | GA (Oct 5) |
| IV-2 | |
| V | 1 |
| VI-1 | 2 |
| VI-2 | Personnel |
| VII | Personnel |
| VIII | SD (Nov 18) |
| IX-1 | CA (Jan 8) |
| IX-2 | Personnel |
| X | 3 |

Notes:
 NRCC/RWCs/RRCCs:
 • NSTR
 State EOCs:
 • CA/HI: Wildfires
 • WV/TX/FL/NC/TN/VA: Winter Weather
 • NC: TC Helene
 • LA: Mardi Gras

| Volunteer Force | |
|----------------------|----------|
| Rostered | Deployed |
| 7,883 | 0 |
| Surge Capacity Force | |
| Rostered | Deployed |
| 8,922 | 9 |

Fully Mission Capable (FMC)
 Partially Mission Capable (PMC)
 Not Mission Capable (NMC)
 Deployed

| REGIONAL BREAKDOWN | | | | |
|--------------------|----------|----|----|-----|
| | JFO/VJFO | DR | EM | JRO |
| I | 3/0 | 18 | 2 | 0 |
| II | 4/0 | 7 | 0 | 2 |
| III | 2/0 | 6 | 1 | 0 |
| IV | 7/0 | 28 | 6 | 1 |
| V | 0/0 | 0 | 0 | 0 |
| VI | 2/0 | 5 | 0 | 3 |
| VII | 4/0 | 14 | 0 | 0 |
| VIII | 2/1 | 3 | 0 | 0 |
| IX | 3/1 | 9 | 0 | 0 |
| X | 4/1 | 13 | 0 | 0 |



Pasadena, CA
 DR-4856-CA
 • R-IX IMAT-1

March Air Reserve Base, CA
 DR-4856-CA
 • ISB Alpha

Rapid City, SD
 DR-4842-CRST
 • R-VIII IMAT

Williston, VT
 DR-4744-VT
 DR-4762-VT
 DR-4770-VT
 Closing Feb 20th

Williston, VT
 DR-4810-VT
 • R-I IMAT

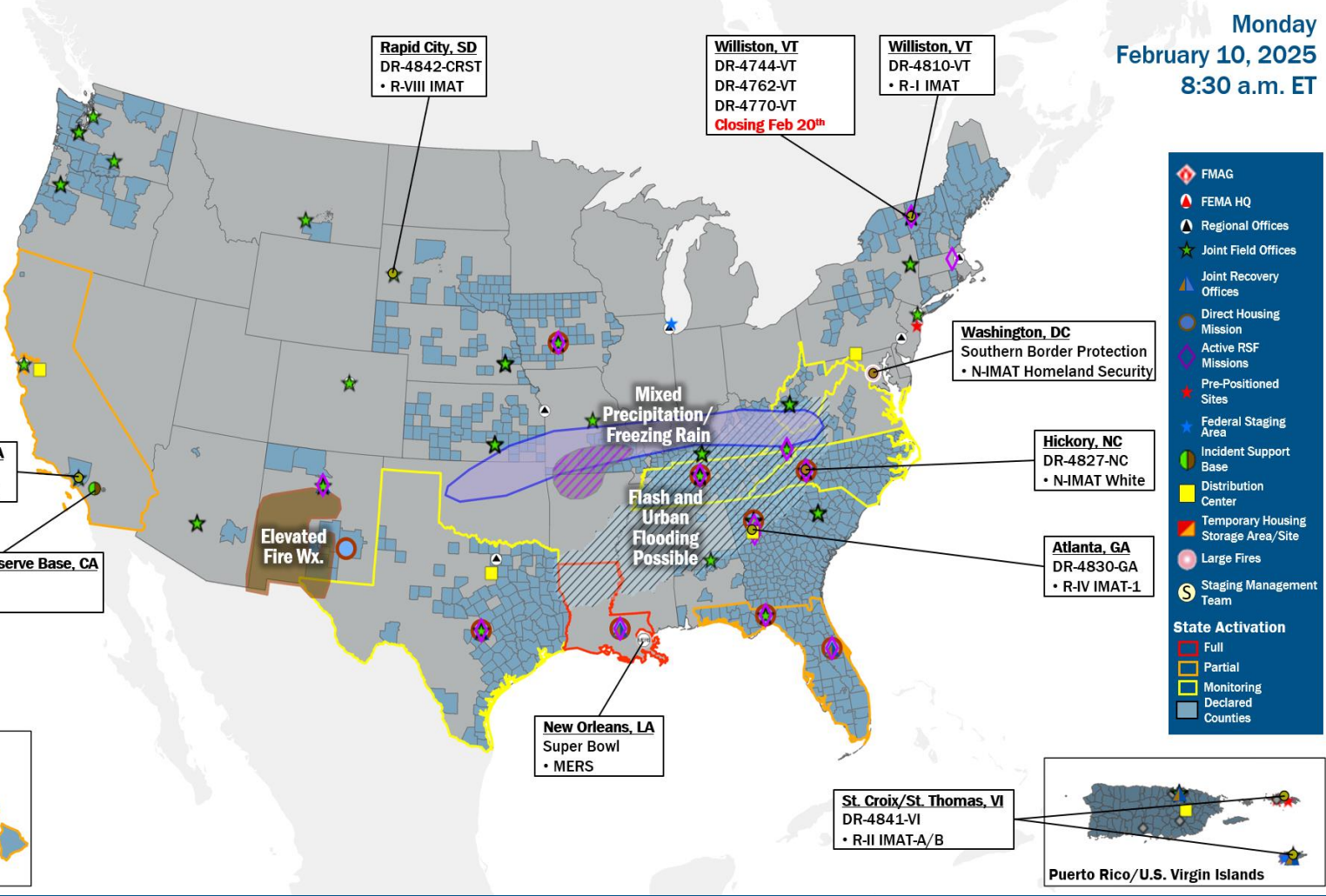
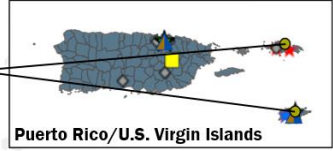
Washington, DC
 Southern Border Protection
 • N-IMAT Homeland Security

Hickory, NC
 DR-4827-NC
 • N-IMAT White

Atlanta, GA
 DR-4830-GA
 • R-IV IMAT-1

New Orleans, LA
 Super Bowl
 • MERS

St. Croix/St. Thomas, VI
 DR-4841-VI
 • R-II IMAT-A/B



IM Workforce

14,169 Assigned
 4,516 (-16) Unavailable
 6,922 (-12) Deployed
 19% / 2,731 (+28) Available

IM Cadre Availability

17 Cadres ≤ 25% Availability
 Civil Rights: 18% (32/179) Disability Integration: 17% (7/40); External Affairs: 5% (20/391); Environmental Planning and Historic Preservation: 16% (139/871); Field Leadership: 14% (21/149); Financial Management: 18% (42/231); Hazard Mitigation: 10% (118/1,209); Human Resources: 17% (31/186); Individual Assistance: 17% (443/2,657); Interagency Recovery Coordination: 22% (75/338); Information Technology: 18% (132/714); Logistics: 11% (183/1,675); Operations: 20% (73/371); Public Assistance: 14% (316/2,305); Planning: 8% (39/468); Safety: 16% (15/94); Security: 14% (19/136)

MERS
 ≥ 66%

36 Assigned
 0 Unavailable
 0 (-1) Deployed
 36 (+1) Available

US&R
 ≥ 66%

28 Assigned
 1 Unavailable
 0 Deployed
 27 Available

FCO
 ≤ 1 Type I

55 Assigned
 7 Unavailable
 45 (26 FCOR) Deployed
 3 Available

Declaration Requests in Process – 7

| State / Tribe / Territory – Incident Description | Type | IA | PA | HM | Requested |
|--|------|----|----|----|-----------|
| NY – Severe Storms, Tornadoes, Straight-line Winds, and Flooding | EM | | X | | Jul 20 |
| CA – Park and Borel Fires (Appeal) | DR | X | X | X | Dec 2 |
| OK – Severe Storms, Straight-line Winds, Tornadoes, and Flooding | DR | X | | X | Dec 20 |
| LA – Terrorist Attack | EM | X | X | | Jan 2 |
| WI – Lack of Snow (SBA) Economic Injury Loan | DR | X | | | Jan 13 |
| WA – Severe Storms, Straight-line Winds, Flooding, Landslides, and Mudslides | DR | | X | X | Jan 14 |
| KY – Severe Winter Storms and Snowstorms | DR | | X | X | Jan 30 |



FEMA



FEMA

Helping people before, during, and after disasters.



Scan to subscribe to this briefing.