

FEMA National Watch Center

# Daily Operations Briefing

Saturday, February 10, 2024

8:30 a.m. ET



**FEMA**

# National Current Ops / Monitoring

---

## New Significant Incidents / Ongoing Ops

- No significant incidents / operations

## Hazard Monitoring

- Heavy Snow – Southern and Central Plains
- Severe Thunderstorms – Southern Plains
- Heavy Rain/Flash Flooding – Southern Plains to the Southern Appalachians

---

## Disaster Declaration Activity

- No new declaration activity

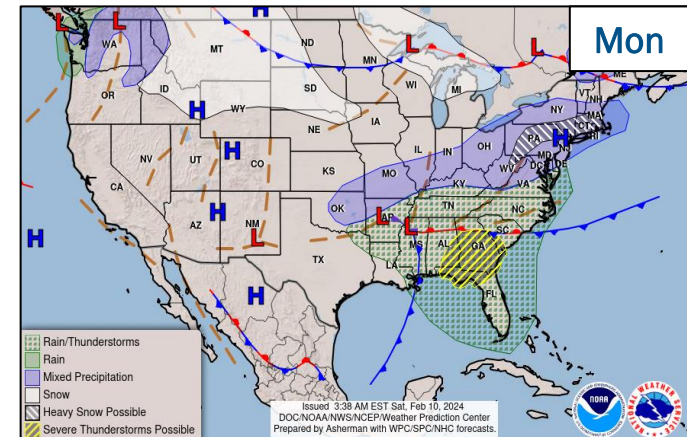
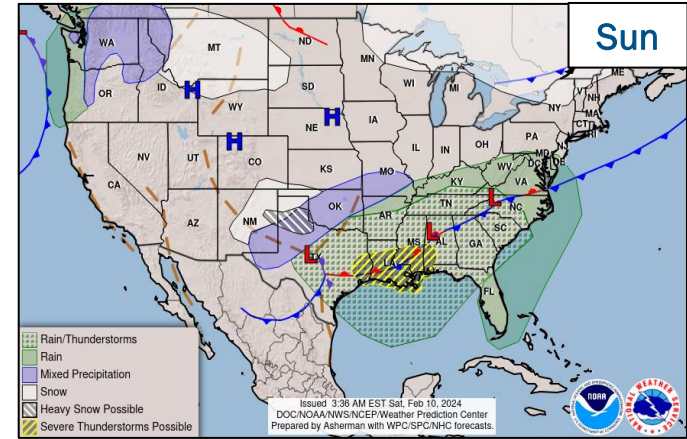
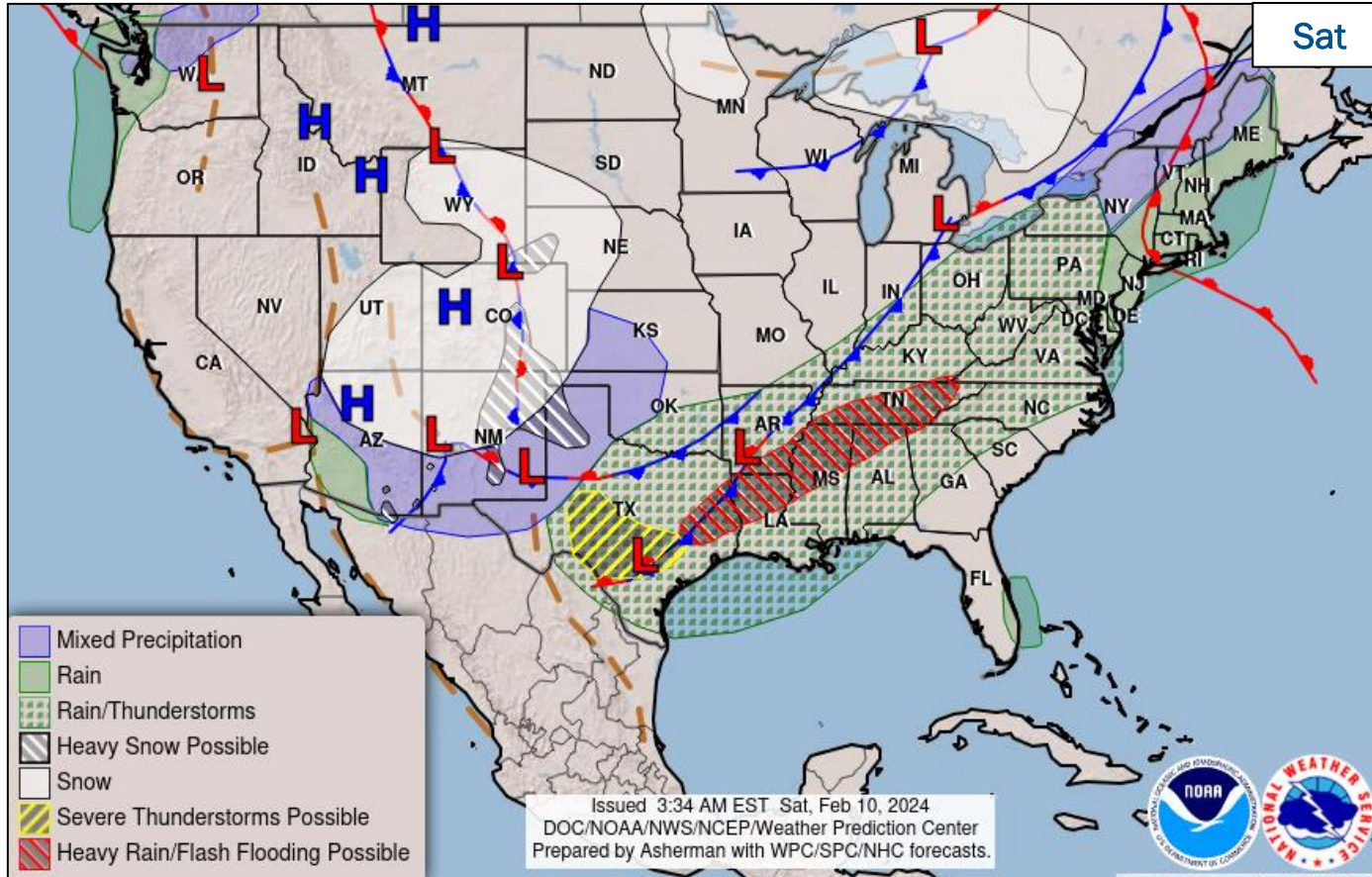
## Event Monitoring

- Super Bowl LVIII (SEAR I)



**FEMA**

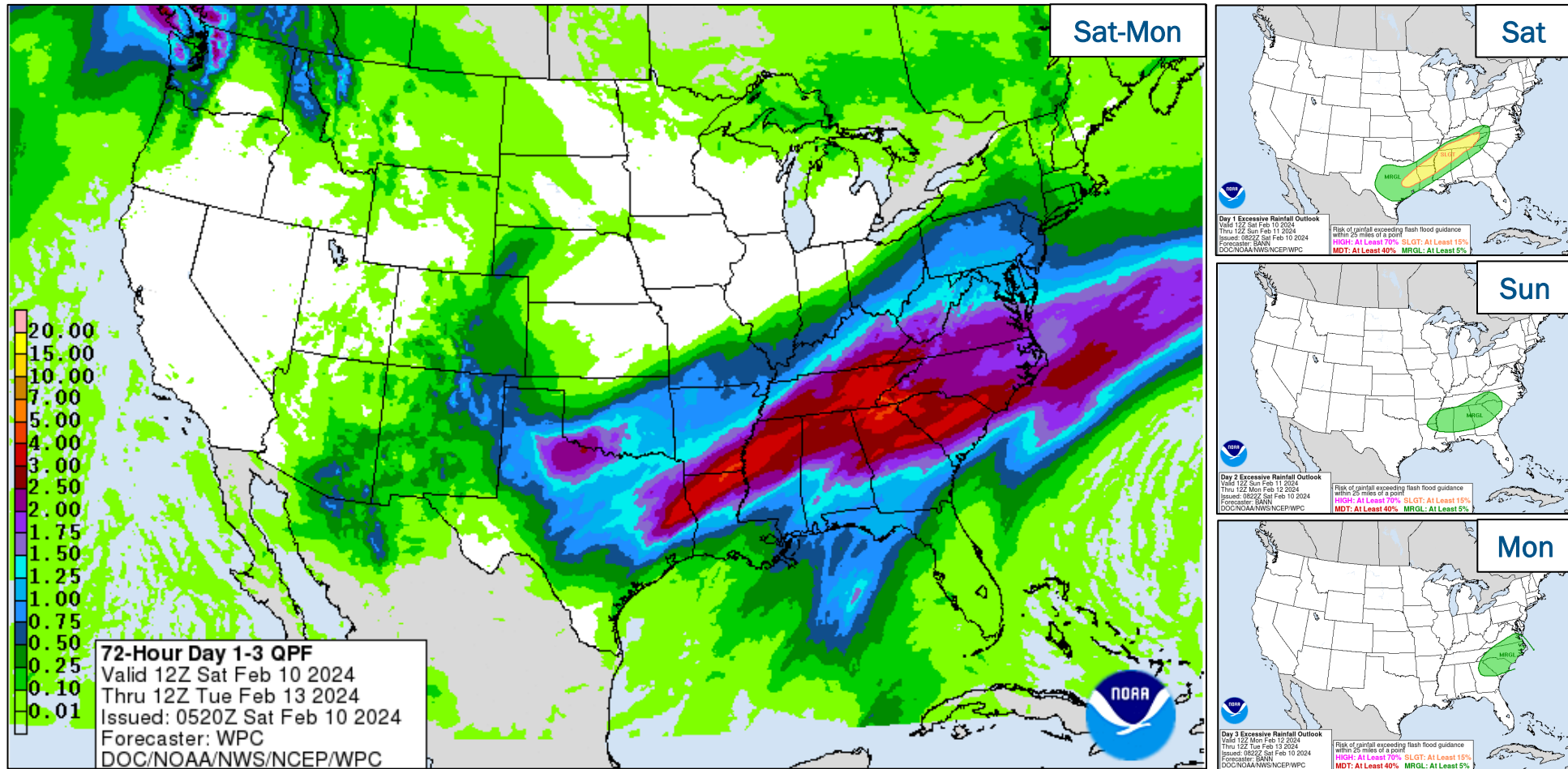
# National Weather Forecast



FEMA

National Watch Center

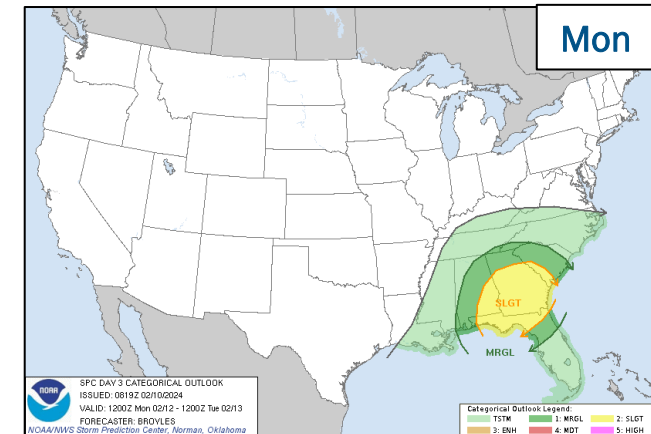
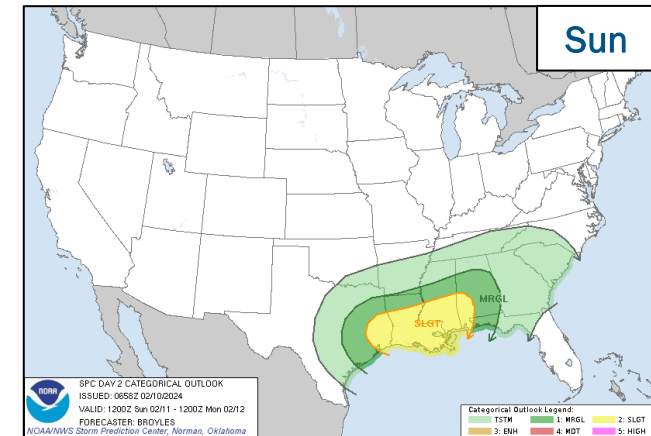
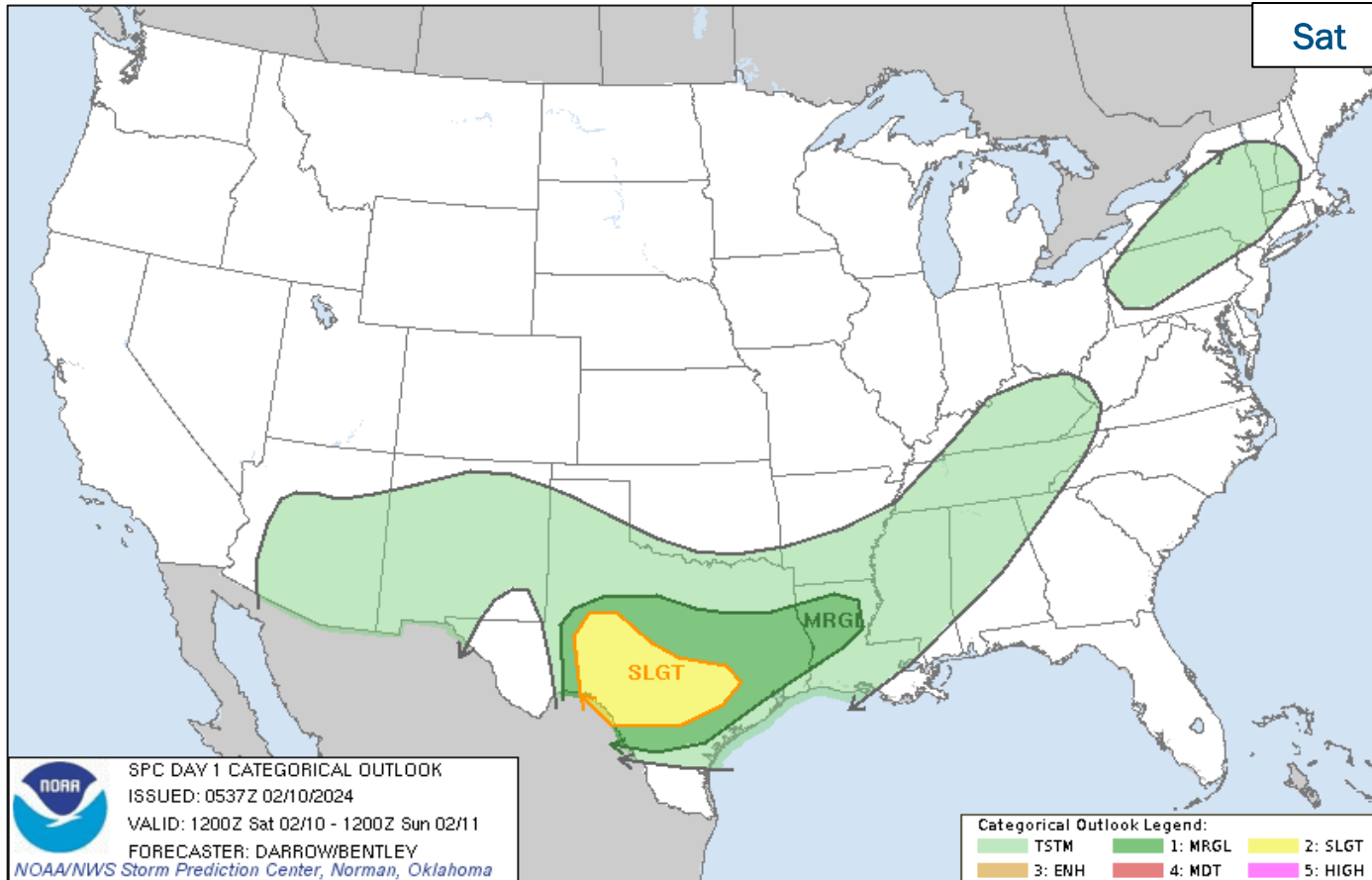
# Precipitation & Excessive Rainfall



FEMA

National Watch Center

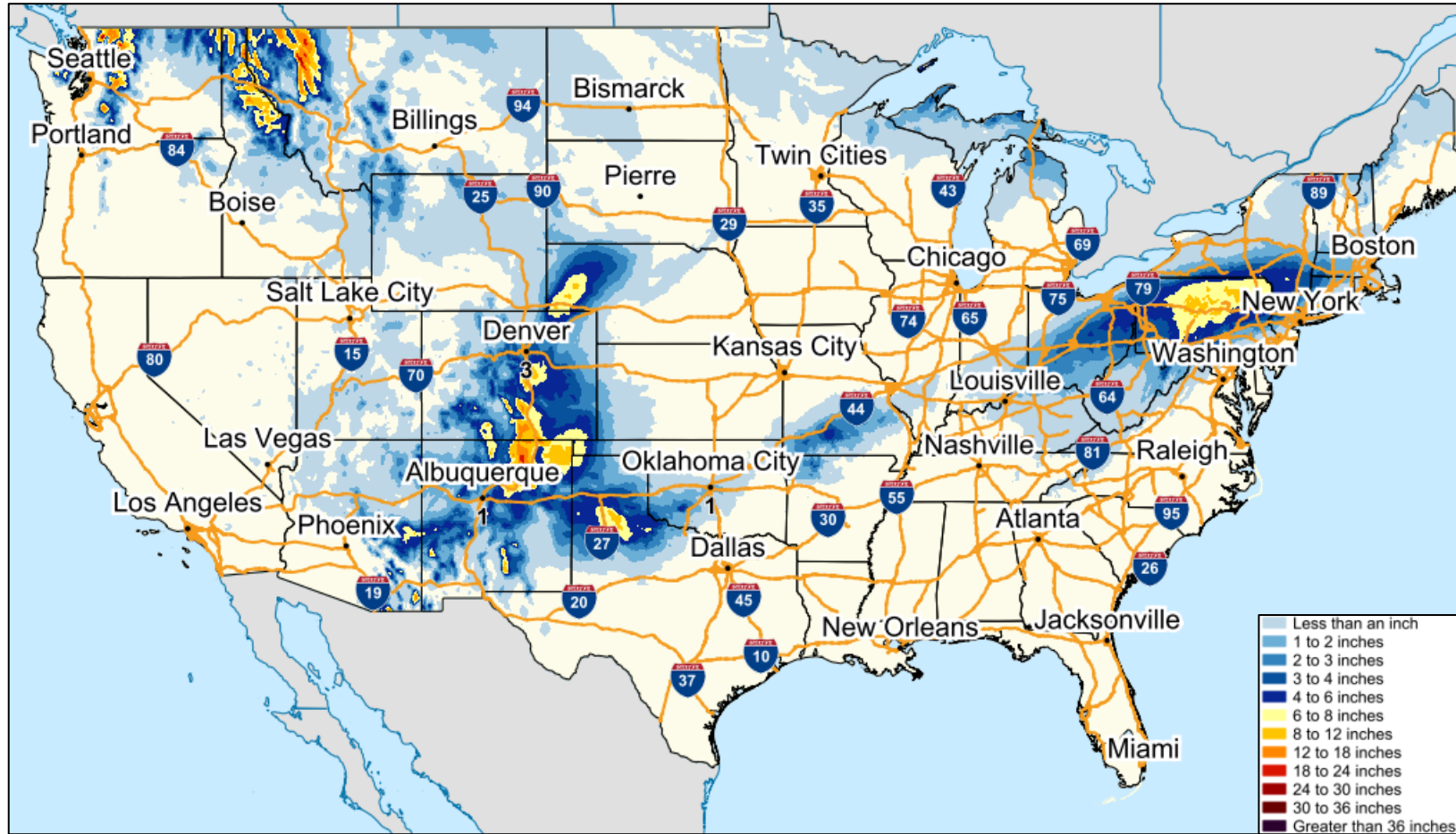
# Severe Weather Outlook



FEMA

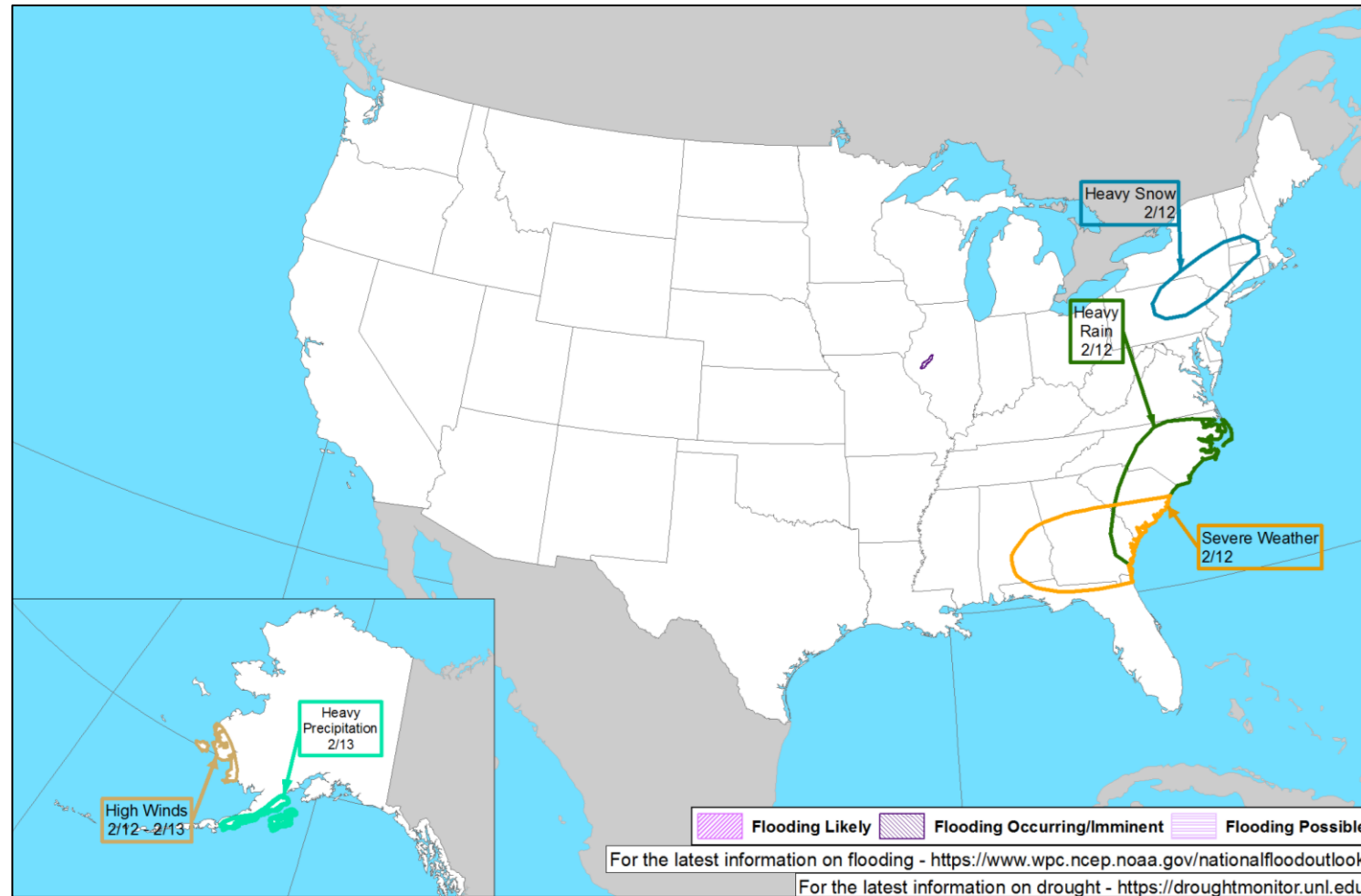
National Watch Center

# Snowfall Forecast



FEMA

# Hazards Outlook – Feb 12-16

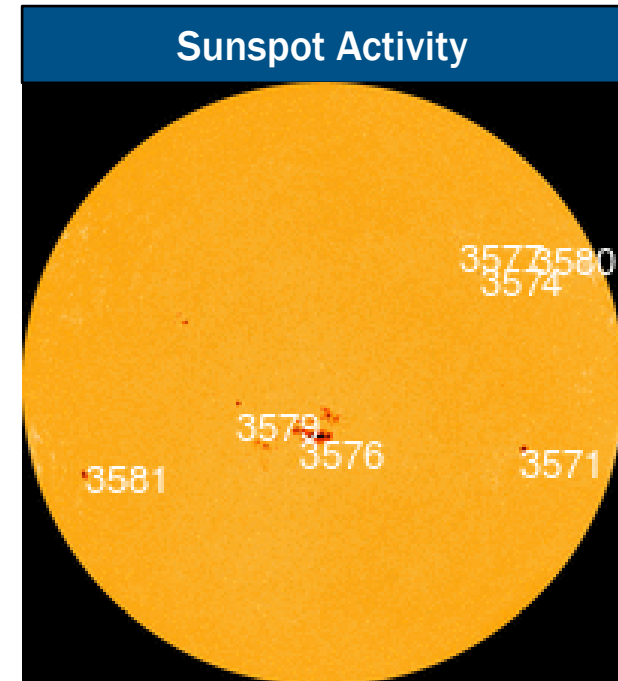
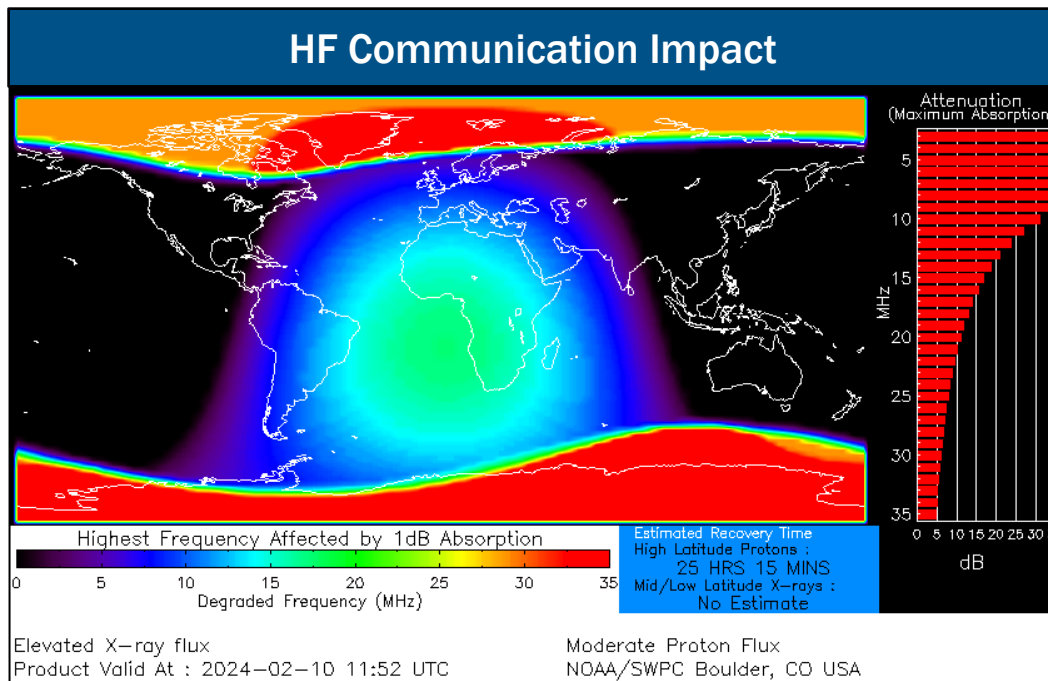


FEMA

# Space Weather Outlook

Minor	Space Weather Activity	Geomagnetic Storms	Solar Radiation	Radio Blackouts
Past 24 Hours	Strong	None	S2	R3
Next 24 Hours	Moderate	None	S2	R1

For further information on NOAA Space Weather Scales refer to: <http://www.swpc.noaa.gov/noaa-scales-explanation>  
 For further information on Sunspot Activity refer to: <https://www.swpc.noaa.gov/phenomena/sunspotssolar-cycle>



**FEMA**



# FEMA Common Operating Picture

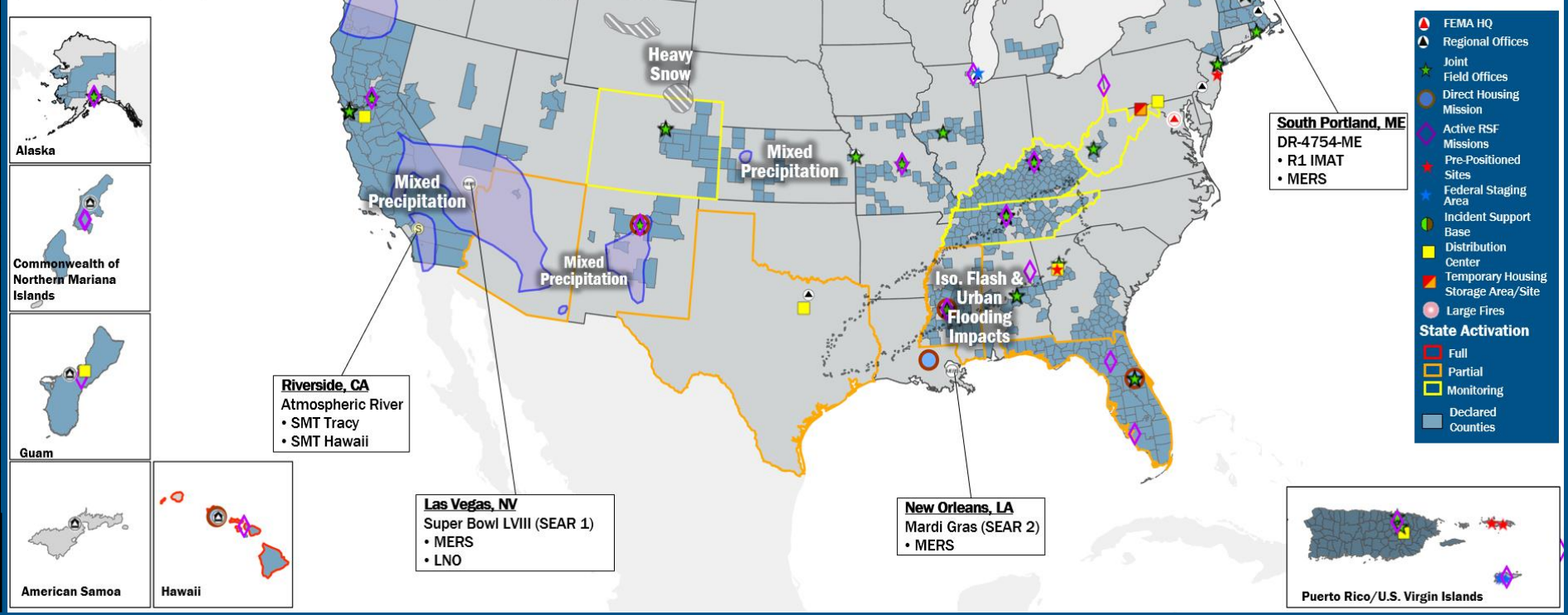
**19 + 5** Joint Field Offices Virtual Joint Field Offices Supporting  
**70 + 4** Major Disasters Emergency Declarations  
**11** Direct Housing Missions  
**31** RSF-Supported Disasters

Saturday  
 February 10, 2024  
 8:30 a.m. ET

FEMA HQ	
NWC	NRCC
Monitoring	Activated
FEMA REGIONS	
Watch	RRCC
Monitoring	I Rostered
Monitoring	II Rostered
Monitoring	III Rostered
Monitoring	IV Rostered
Monitoring	V Rostered
Monitoring	VI Rostered
Monitoring	VII Rostered
Monitoring	VIII Rostered
Monitoring	IX Rostered
Monitoring	X Rostered
Notes:	
RWCs/RRCCs/IMATs: NRCC: Sustained Ops	STATE EOCs: FL/KY/MS/ND/TN/TX/WV: Severe Weather FL: TC Idalia TX: Ongoing Threats AZ/CO: SW Border HI: Wildfires
Volunteer Force	
Rostered 7,659 (+2)	Deployed 124 (-7)
Surge Capacity Force	
Rostered 8,386	Deployed 0

N-IMATs	
2-5 Teams Available	
Red	
White	
Blue	
Gold	
HS	
R-IMATs	
≥ 7 Teams Available	
I	ME
II	1
III	
IV-1	
IV-2	
V	
VI-1	
VI-2	
VII	
VIII	2
IX-1	Personnel
IX-2	Personnel
X	3

REGIONAL BREAKDOWN			
	JFO/VJFO	DR	EM
I	4/0	11	3
II	2/1	4	0
III	1/0	1	0
IV	5/1	21	1
V	1/0	3	0
VI	1/0	1	0
VII	2/0	2	0
VIII	1/0	2	0
IX	1/1	17	0
X	1/2	8	0



## IM Workforce

13,748 (-8) Assigned  
 4,017 (+11) Unavailable  
 5,555 (-34) Deployed

---

30% / 4,176 (+15) Available

## IM Cadre Availability

8 Cadres ≤ 25% Availability

Environmental Planning and Historic Preservation: 19% (151/807); Field Leadership: 17% (25/146); Hazard Mitigation: 24% (289/1,224); Operations: 21% (69/331); Public Assistance: 18% (402/2,184); Planning: 16% (75/465); Safety: 13% (11/83); Security: 23% (32/137)

## MERS

> 66%

36 Assigned  
 0 Unavailable  
 3 Deployed

---

33 Available

## US&R

> 66%

28 Assigned  
 1 Unavailable  
 0 Deployed

---

27 Available

## FCO

≤ 1 Type I

48 (-1) Assigned  
 5 Unavailable  
 39 (23 FCOR) Deployed

---

4 (-1) Available

# Joint Preliminary Damage Assessments

Region	State / Location	Incident	IA	Number of Counties		Start - End	
			PA	Requested	Complete		
I	NH	Flooding Dec 17 and continuing	IA	0	0	N/A	
			PA	10	0	1/2 - TBD	
	ME	Flooding Jan 10-13	IA	8	6	1/23 - TBD	
			PA	8	0	1/29 - TBD	
	RI	Flooding Dec 17	IA	0	0	N/A	
			PA	2	0	1/29 - TBD	
	MA	Flooding Jan 10-13	IA	0	0	N/A	
			PA	4	0	TBD	
	VT	Winter Storm/High Winds Jan 9-10	IA	0	0	N/A	
			PA	5	0	TBD	
	VII	IA	Winter Storm Jan 8-14	IA	0	0	N/A
				PA	20	6 (+6)	2/5 -TBD
X	OR	Winter Storms Jan 12-20	IA	0	0	N/A	
			PA	11	0	2/12-TBD	



FEMA

# Declaration Requests in Process – 11

State / Tribe / Territory – Incident Description	Type	IA	PA	HM	Requested
OH – Train Derailment	DR	X	X	X	Jul 3
WA – Wildfires	DR	X	X	X	Oct 4
KY – Severe Storms, Tornadoes, Straight-Line Winds, and Flooding (Appeal)	DR	X			Oct 23
MA – Severe Storms and Flooding	DR	X	X	X	Dec 11
AK – Severe Storms, Flooding, and Landslides	DR	X	X	X	Jan 8
PA – Severe Storms and Flooding (Appeal)	DR		X		Jan 20
AK – Permafrost Degradation	DR		X	X	Jan 24
ND – Severe Winter Storm and Straight-Line Winds	DR		X	X	Jan 26
SC – Severe Storm and Tornadoes	DR	X			Feb 2
FL – Severe Storm, Straight-Line Winds, and Tornadoes	DR	X	X	X	Feb 5
CA – Severe Storm and Flooding	DR	X			Feb 7



**FEMA**



# FEMA

Helping people before, during, and after disasters.



*Scan to subscribe to this briefing.*