

FEMA National Watch Center

Daily Operations Briefing

Friday, February 9, 2024

8:30 a.m. ET



FEMA

National Current Ops / Monitoring

New Significant Incidents / Ongoing Ops

- No significant incidents / operations

Hazard Monitoring

- Mixed Precipitation – Pacific Northwest, Southwest, Central Plains, and the Northeast

Disaster Declaration Activity

- Approved: Major Disaster Declaration – Michigan
- One amendment issued

Event Monitoring

- Super Bowl LVIII (SEAR I)



FEMA

Super Bowl LVIII – Las Vegas, Nevada

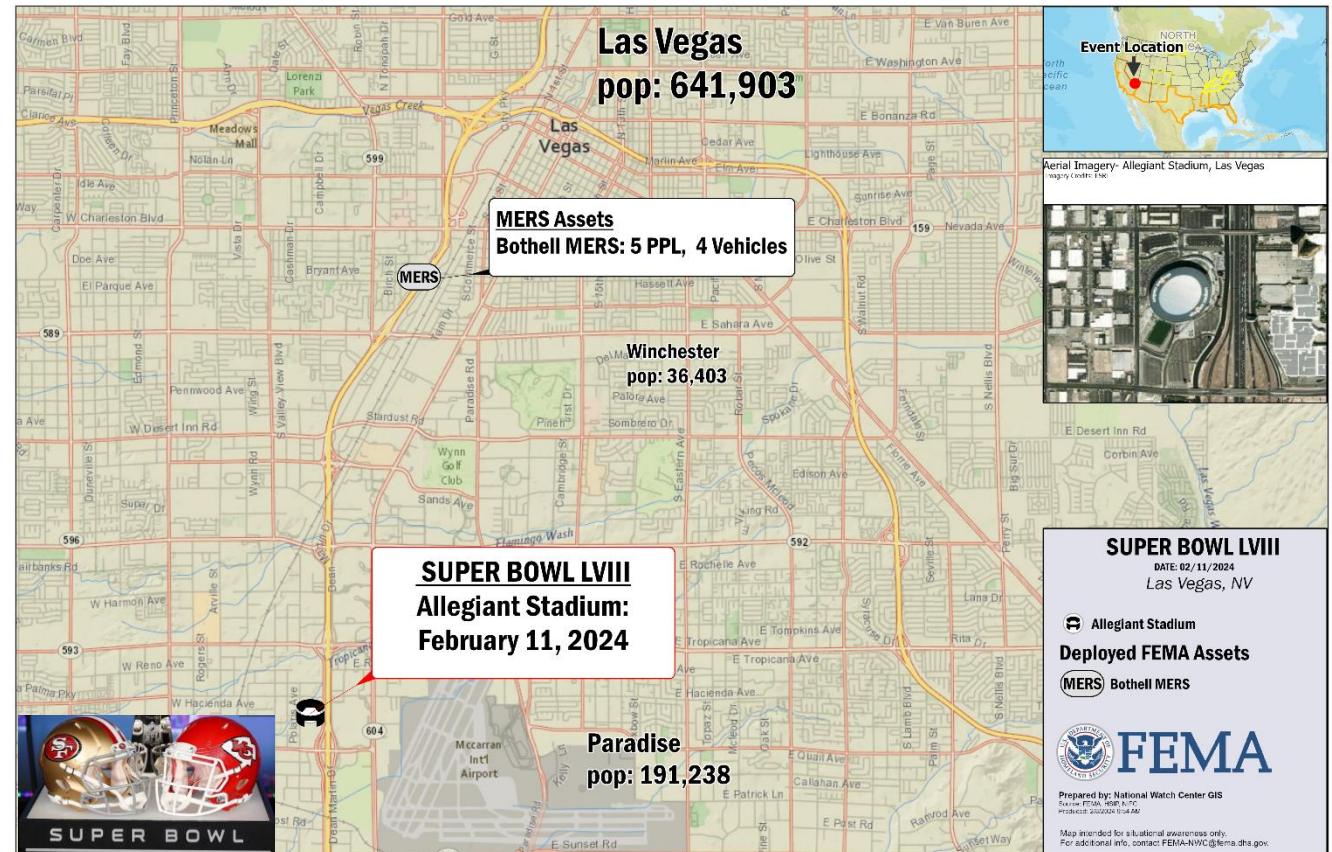
Situation: The game will be held Feb 11, at Allegiant Stadium in Las Vegas, Nevada. Numerous events began Feb 4. Activities will be occurring at multiple venues throughout the Las Vegas metro area. FBI is the lead agency for intelligence and counterterrorism and FEMA is the lead agency for emergency and consequence management. This event is designated a Special Event Assessment Rating 1 by DHS due to its significant national importance that requires extensive interagency support.

State / Local Response:

- NV EOC: Normal Operations
- Las Vegas MPD is the lead local law enforcement agency

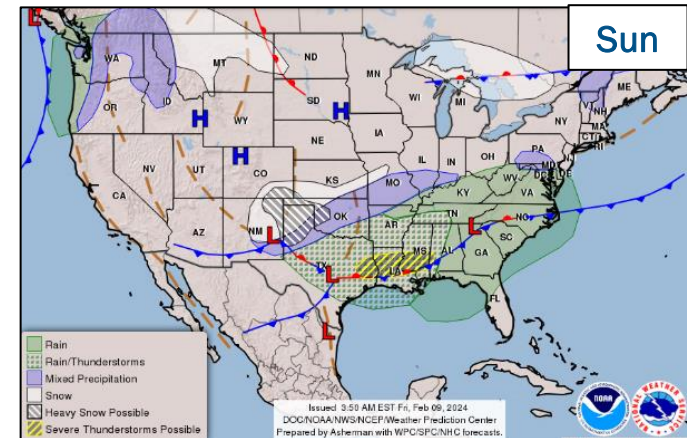
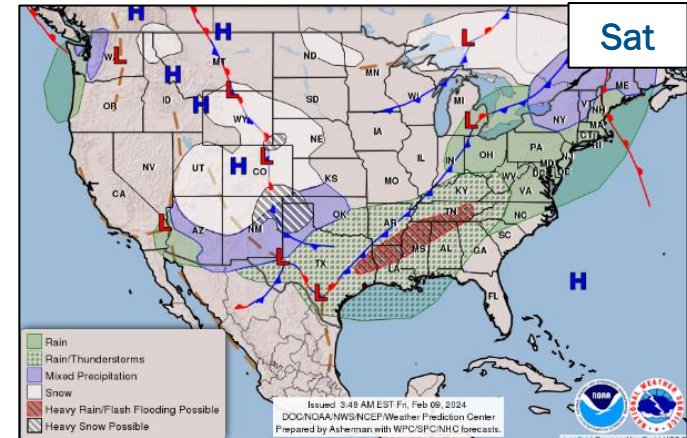
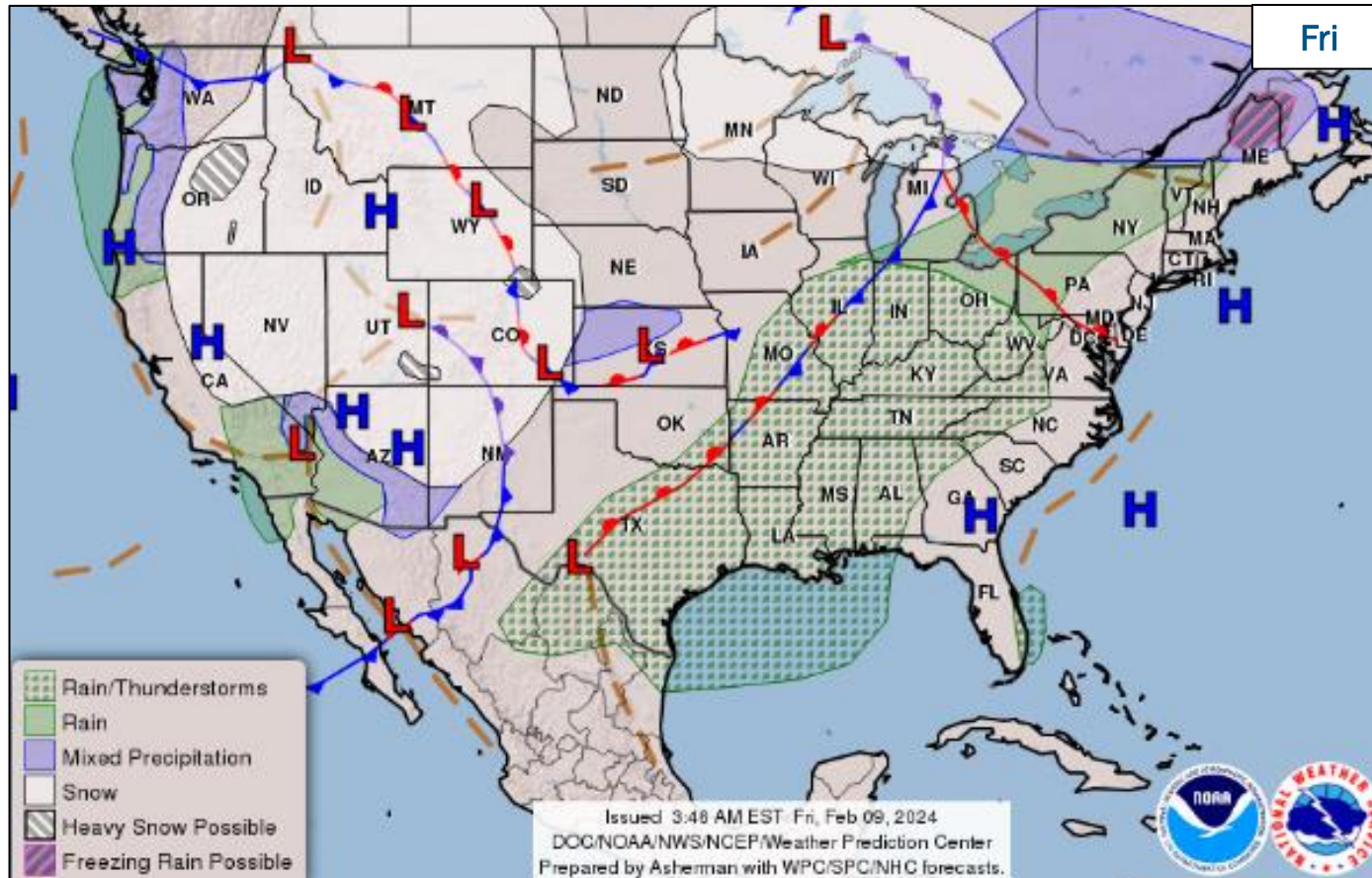
FEMA Response:

- Bothell MERS deployed to Las Vegas, NV
- NWC and Region IX RWC will continue to monitor



FEMA

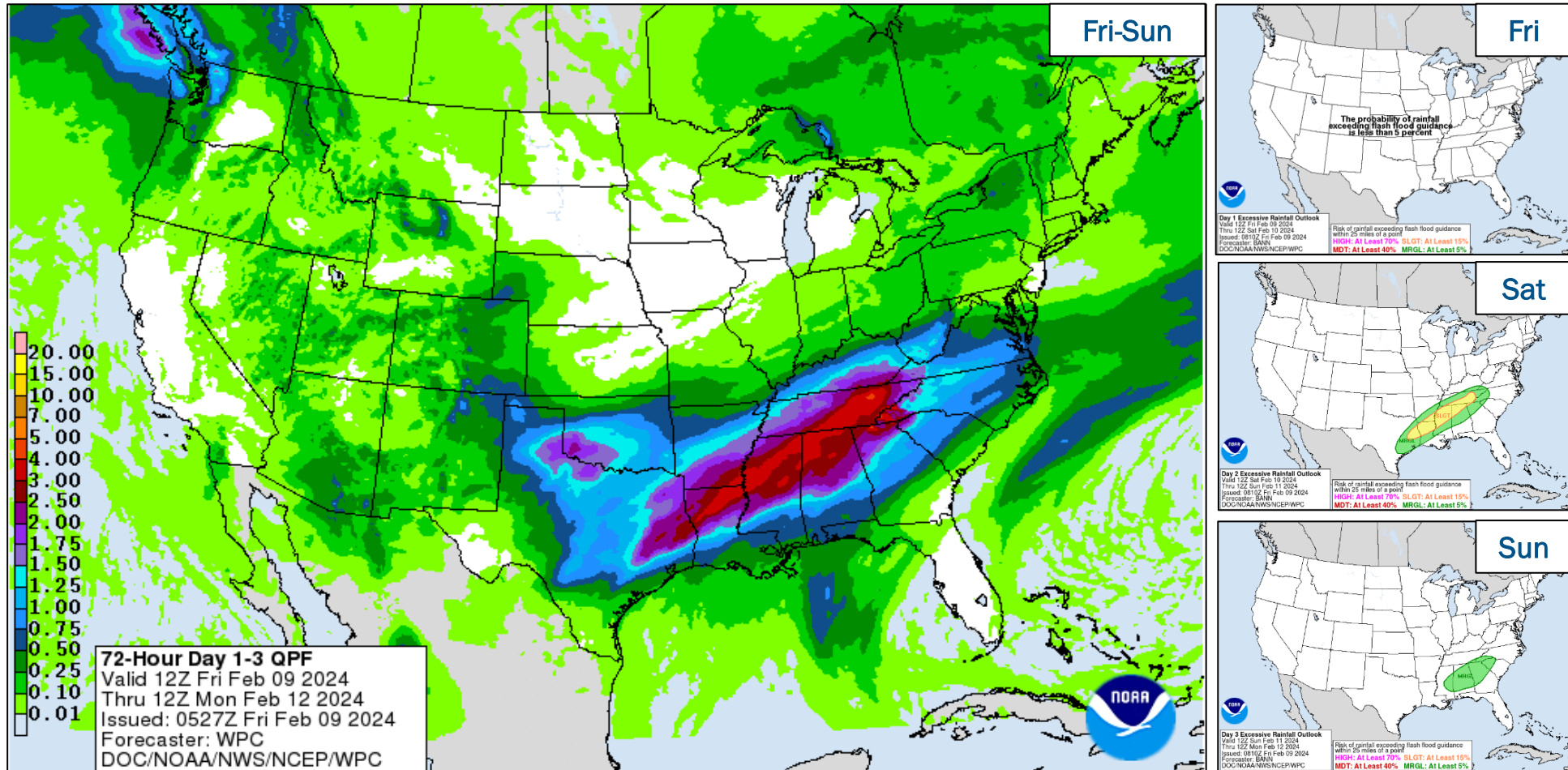
National Weather Forecast



FEMA

National Watch Center

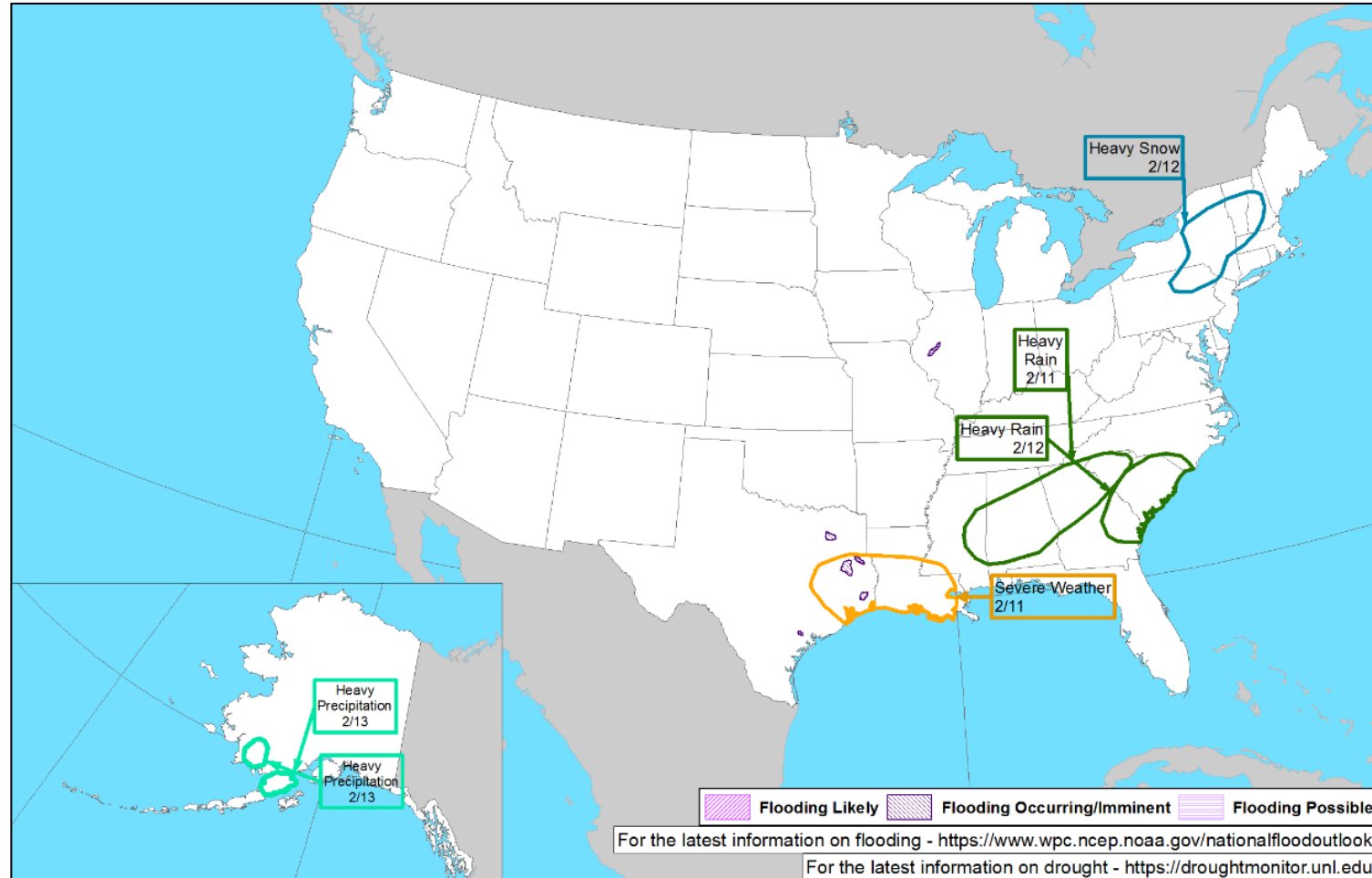
Precipitation & Excessive Rainfall



FEMA

National Watch Center

Hazards Outlook – Feb 10-14




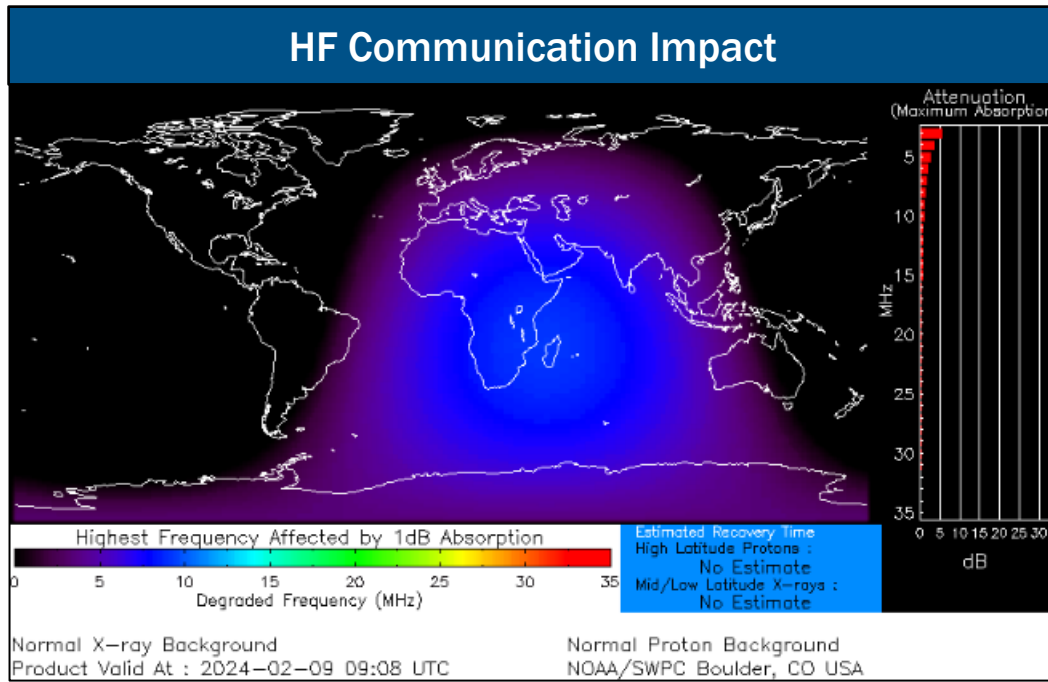
FEMA

National Watch Center

Space Weather Outlook

Minor	Space Weather Activity	Geomagnetic Storms	Solar Radiation	Radio Blackouts
Past 24 Hours	Minor	None	None	R1
Next 24 Hours	Minor	None	None	R1

For further information on NOAA Space Weather Scales refer to: <http://www.swpc.noaa.gov/noaa-scales-explanation>
 For further information on Sunspot Activity refer to: <https://www.swpc.noaa.gov/phenomena/sunspotssolar-cycle>



FEMA

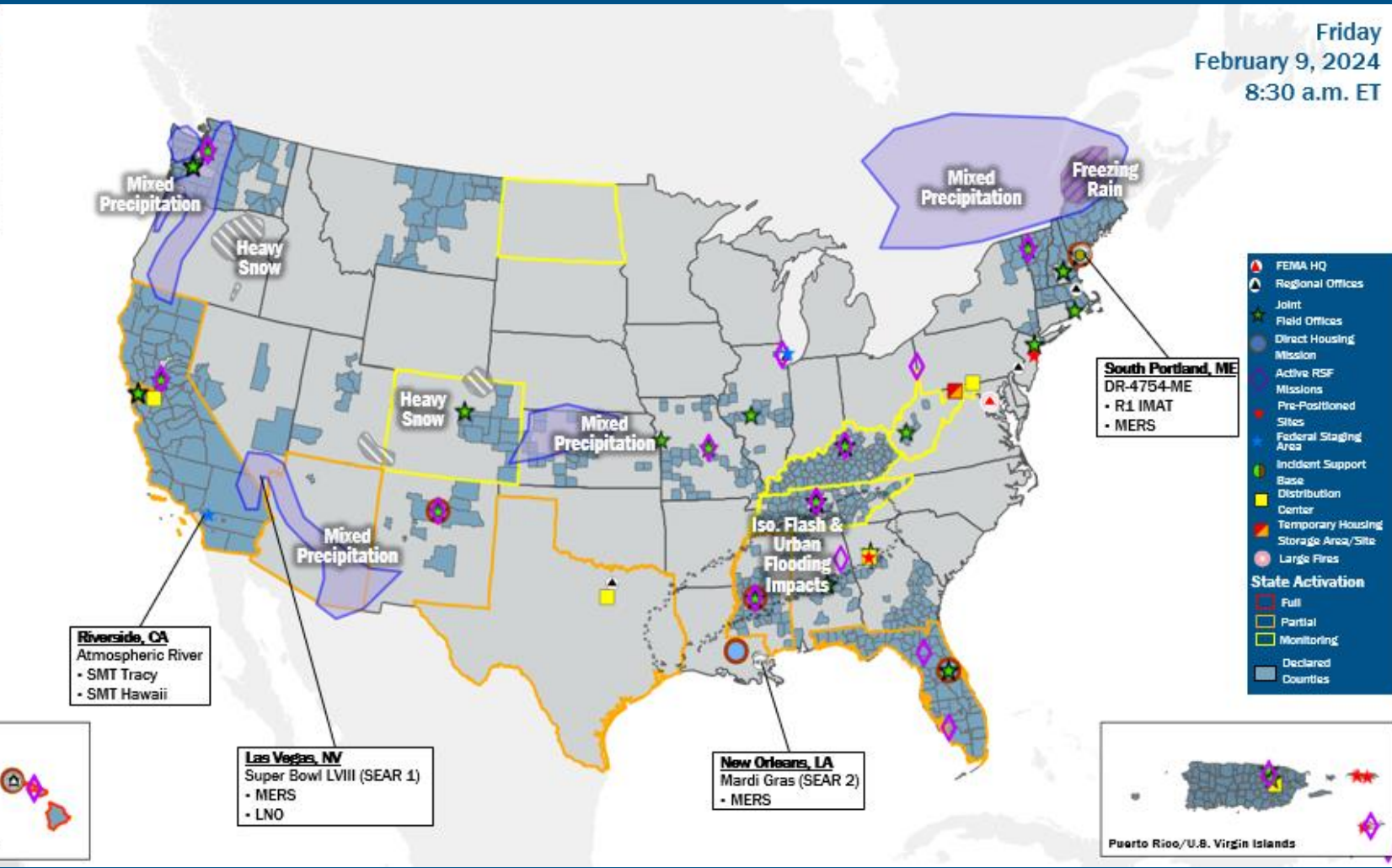
FEMA Common Operating Picture

19 + 5 Joint Field Offices Virtual Joint Field Offices Supporting
72 + 4 Major Disasters Emergency Declarations
11 Direct Housing Missions
31 RSF-Supported Disasters

FEMA HQ	
NWC	NRCC
Monitoring	Activated
FEMA REGIONS	
Watch	RRCC
Monitoring	I Rostered
Monitoring	II Rostered
Monitoring	III Rostered
Monitoring	IV Rostered
Monitoring	V Rostered
Monitoring	VI Rostered
Monitoring	VII Rostered
Monitoring	VIII Rostered
Monitoring	IX Rostered
Monitoring	X Rostered
Notes:	
RWCs/RRCCs/IMATs:	STATE EOCs:
NRCC: Sustained Ops	CA/FL/KY/MS/ND/TN/WV: Severe Weather
	FL: TC Idalia
	TX: Heavy Rain/Flash Flooding
	AZ/CO: SW Border
	HI: Wildfires
Volunteer Force	
Rostered 7,657 (+1)	Deployed 131 (+4)
Surge Capacity Force	
Rostered 8,386	Deployed 0

N-IMATs	
2-5 Teams Available	
Red	
White	
Blue	
Gold	
HS	
R-IMATs	
≥ 7 Teams Available	
I	ME
II	1
III	
IV-1	
IV-2	
V	
VI-1	
VI-2	
VII	
VIII	2
IX-1	Personnel
IX-2	Personnel
X	3

REGIONAL BREAKDOWN			
	JFO/VJFO	DR	EM
I	4/0	11	3
II	2/1	4	0
III	1/0	1	0
IV	5/1	21	1
V	1/0	3	0
VI	1/0	1	0
VII	2/0	2	0
VIII	1/0	4	0
IX	1/1	17	0
X	1/2	8	0



IM Workforce

13,756 (-9) Assigned
 4,006 (-1) Unavailable
 5,589 (-27) Deployed

30% / 4,161 (+19) Available

IM Cadre Availability

8 Cadres ≤ 25% Availability

Environmental Planning and Historic Preservation: 19% (153/808); Field Leadership: 18% (26/146); Hazard Mitigation: 23% (284/1,225); Operations: 21% (71/332); Public Assistance: 19% (406/2,184); Planning: 17% (81/465); Safety: 11% (9/83); Security: 24% (33/137)

MERS

> 66%

36 Assigned
 0 Unavailable
 1 Deployed

35 Available

US&R

> 66%

28 Assigned
 1 Unavailable
 0 Deployed

27 Available

FCO

≤ 1 Type I

49 Assigned
 5 Unavailable
 39 (23 FCOR) Deployed

5 Available

Joint Preliminary Damage Assessments

Region	State / Location	Incident	IA	Number of Counties		Start - End	
			PA	Requested	Complete		
I	NH	Flooding Dec 17 and continuing	IA	0	0	N/A	
			PA	10	0	1/2 - TBD	
	ME	Flooding Jan 10-13	IA	8	6 (+1)	1/23 - TBD	
			PA	8	0	1/29 - TBD	
	RI	Flooding Dec 17	IA	0	0	N/A	
			PA	2	1	1/29 - TBD	
	MA	Flooding Jan 10-13	IA	0	0	N/A	
			PA	4	0	TBD	
	VT	Winter Storm/High Winds Jan 9-10	IA	0	0	N/A	
			PA	5	0	TBD	
	VII	IA	Winter Storm Jan 8-14	IA	0	0	N/A
				PA	20	0	2/5 - TBD
X	OR	Winter Storms Jan 12-20	IA	0	0	N/A	
			PA	11	0	2/12-TBD	



FEMA

Declaration Approved – Michigan

Declaration: Major Disaster Declaration – FEMA-4757-DR-MI

Date Requested: Oct 18, 2023

Date Approved: Feb 8, 2023

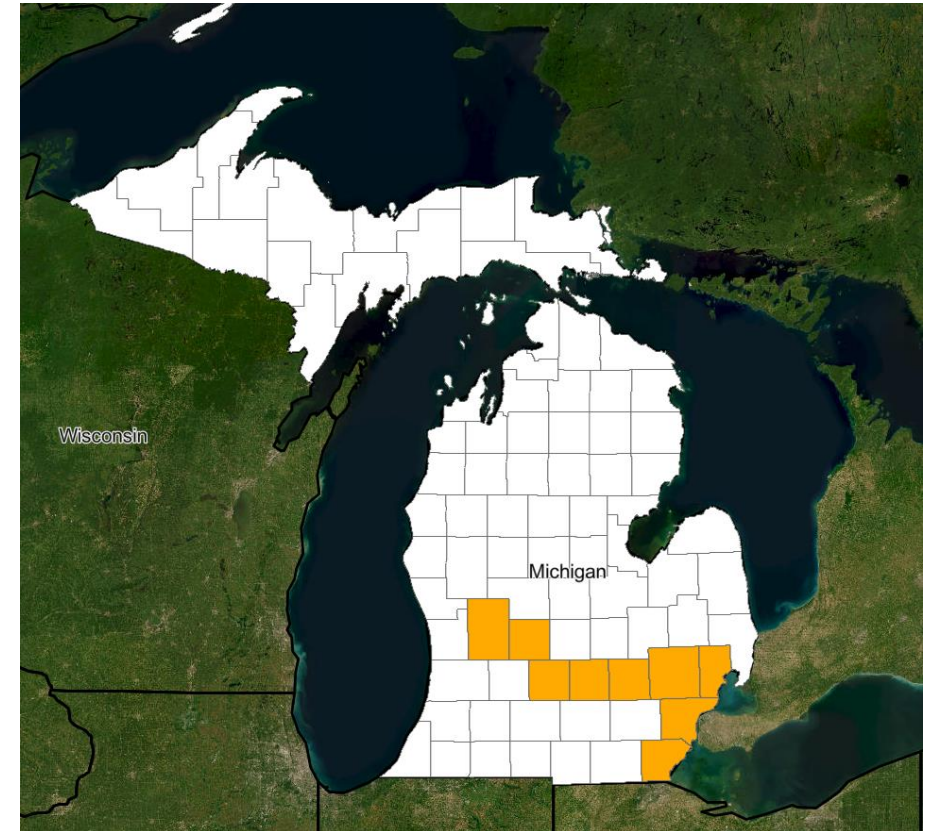
Incident: Severe Storms, Tornadoes, and Flooding

Incident Period: Aug 24 - 26, 2023

Provides:

- **IA:** 9 counties
- **Hazard Mitigation:** Statewide

FCO: John F. Boyle



■ IA



FEMA

National Watch Center

Declaration Requests in Process – 10

State / Tribe / Territory – Incident Description	Type	IA	PA	HM	Requested
OH – Train Derailment	DR	X	X	X	Jul 3
WA – Wildfires	DR	X	X	X	Oct 4
MI – Severe Storms, Tornadoes, and Flooding – Approved	DR	X		X	Oct 18
KY – Severe Storms, Tornadoes, Straight-Line Winds, and Flooding (Appeal)	DR	X			Oct 23
MA – Severe Storms and Flooding	DR	X	X	X	Dec 11
AK – Severe Storms, Flooding, and Landslides	DR	X	X	X	Jan 8
PA – Severe Storms and Flooding (Appeal)	DR		X		Jan 20
AK – Permafrost Degradation	DR		X	X	Jan 24
ND – Severe Winter Storm and Straight-Line Winds	DR		X	X	Jan 26
SC – Severe Storm and Tornadoes	DR	X			Feb 2
FL – Severe Storm, Straight-Line Winds, and Tornadoes	DR	X	X	X	Feb 5
CA – Severe Storm and Flooding	DR	X			Feb 7



FEMA

Declaration Amendments

Declaration	Number	Issued	Action
FEMA-4753-DR-RI	1	Feb 8	Adds Hazard Mitigation statewide



FEMA



FEMA

Helping people before, during, and after disasters.



Scan to subscribe to this briefing.