

FEMA National Watch Center

Daily Operations Briefing

Thursday, February 8, 2024

8:30 a.m. ET



FEMA

National Current Ops / Monitoring

New Significant Incidents / Ongoing Ops

- No significant incidents / operations

Hazard Monitoring

- Heavy Snow – California, Central Great Basin, Southwest

Disaster Declaration Activity

- Major Disaster Declaration Request – California

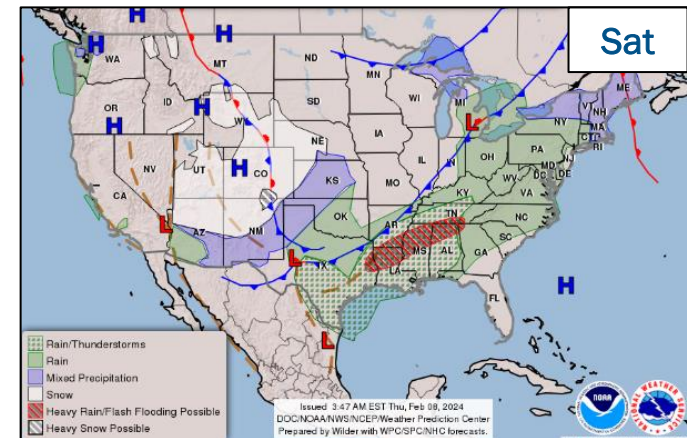
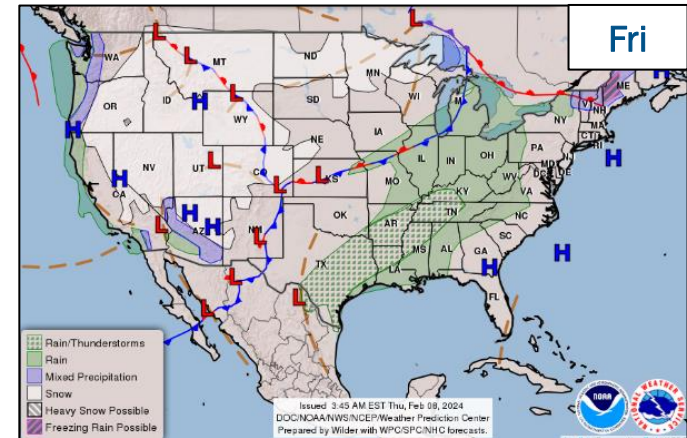
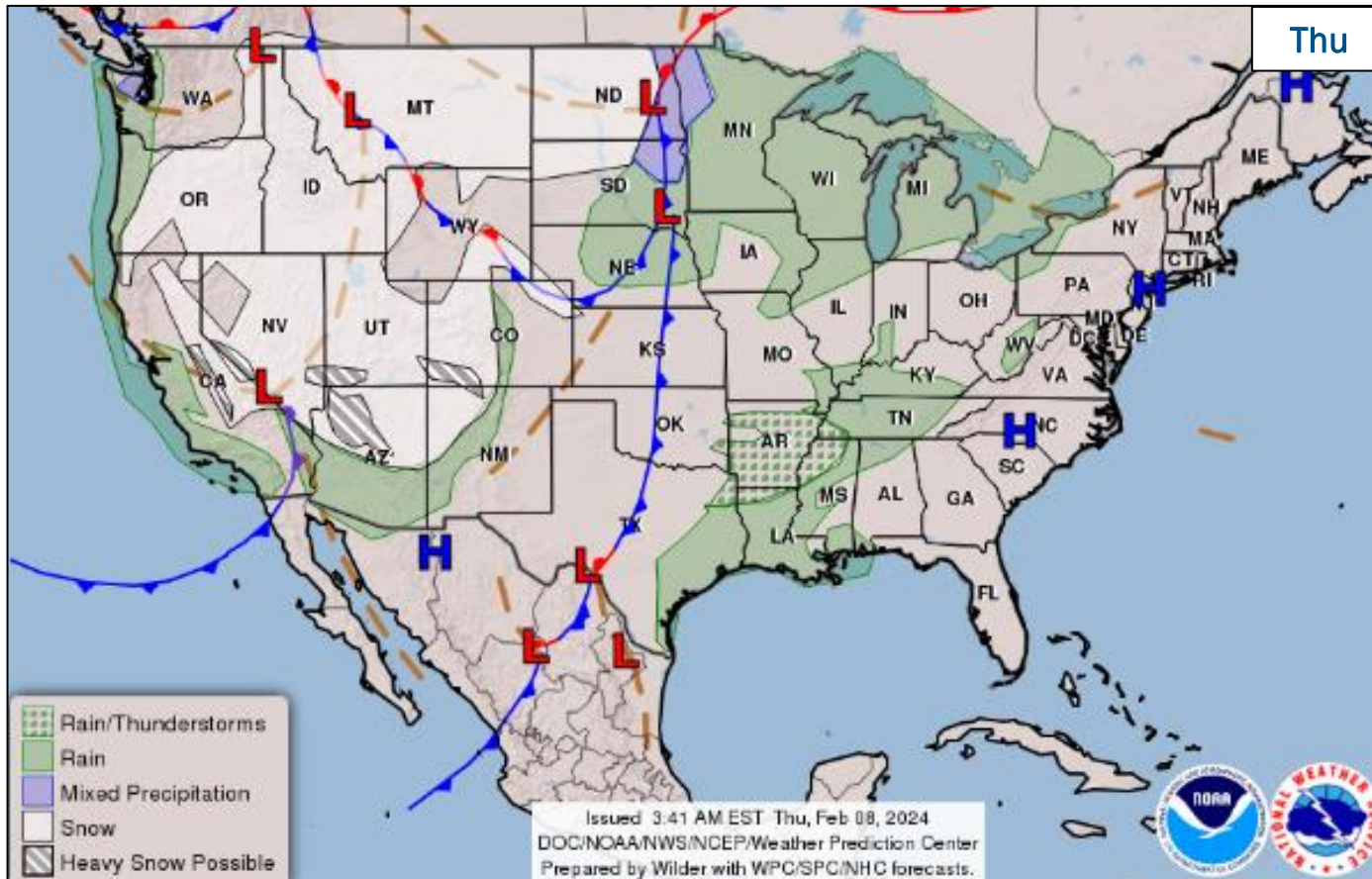
Event Monitoring

- Super Bowl LVIII (SEAR I)



FEMA

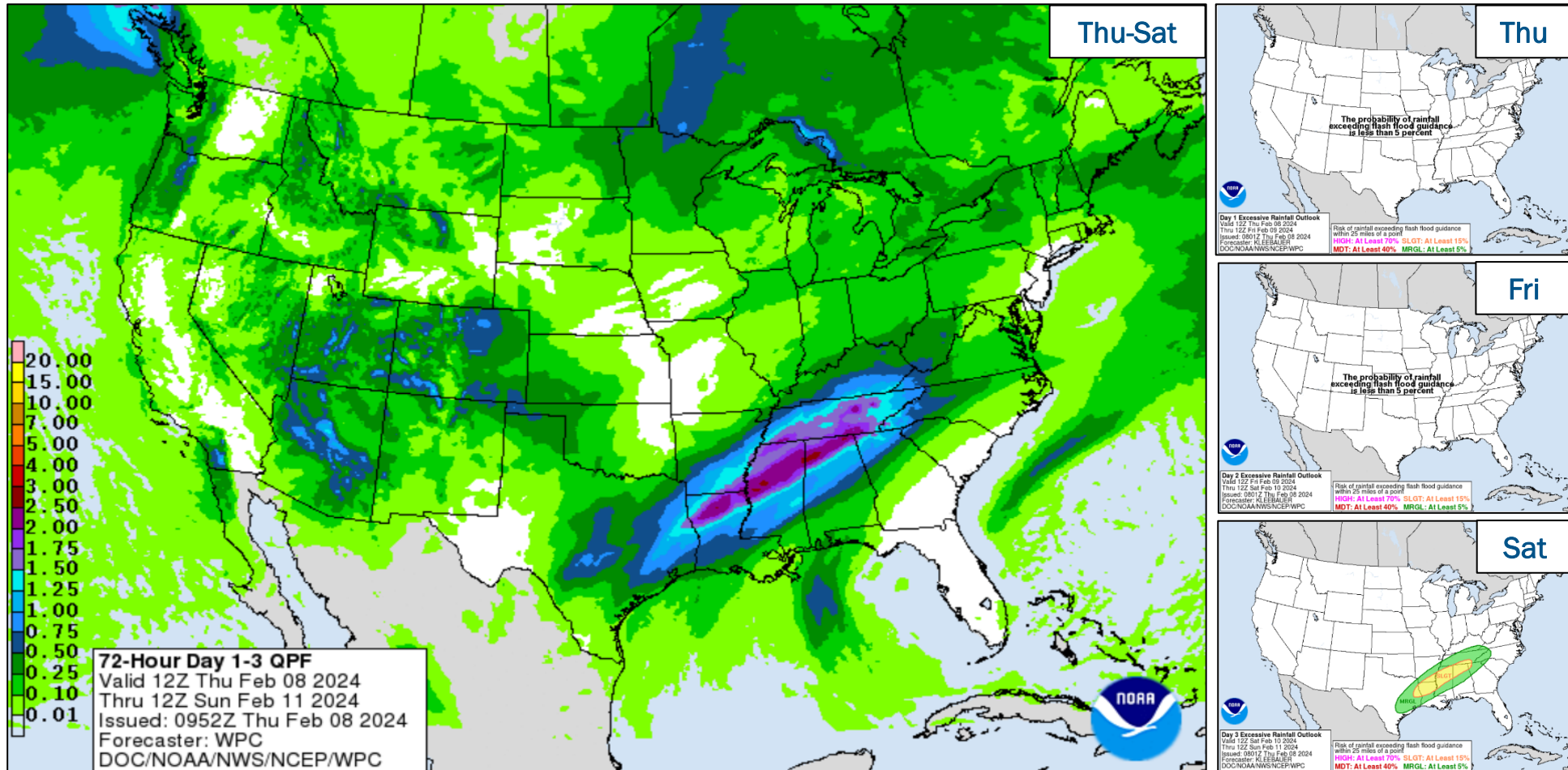
National Weather Forecast



FEMA

National Watch Center

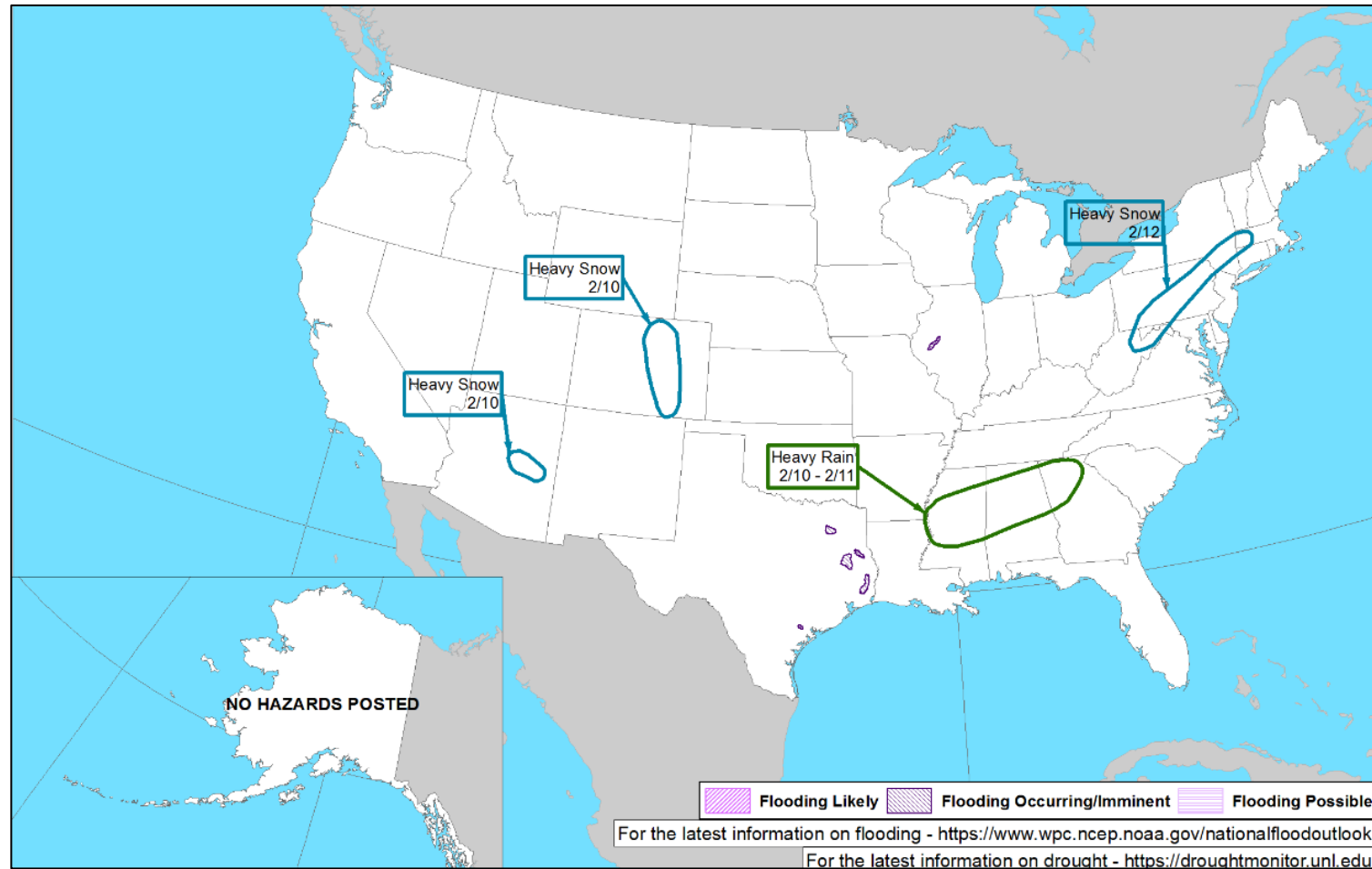
Precipitation & Excessive Rainfall



FEMA

National Watch Center

Hazards Outlook – Feb 10-14



FEMA

FEMA Common Operating Picture

19 + 5 Joint Field Offices Virtual Joint Field Offices Supporting
71 + 4 Major Disasters Emergency Declarations
11 Direct Housing Missions
31 RSF-Supported Disasters

Thursday
 February 8, 2024
 8:30 a.m. ET

FEMA HQ		
NWC	NRCC	
Monitoring	Activated	
FEMA REGIONS		
Watch	RRCC	
Monitoring	I	Rostered
Monitoring	II	Rostered
Monitoring	III	Rostered
Monitoring	IV	Rostered
Monitoring	V	Rostered
Monitoring	VI	Rostered
Monitoring	VII	Rostered
Monitoring	VIII	Rostered
Monitoring	IX	Rostered
Monitoring	X	Rostered

N-IMATs	
2-5 Teams Available	
Red	
White	
Blue	
Gold	
HS	

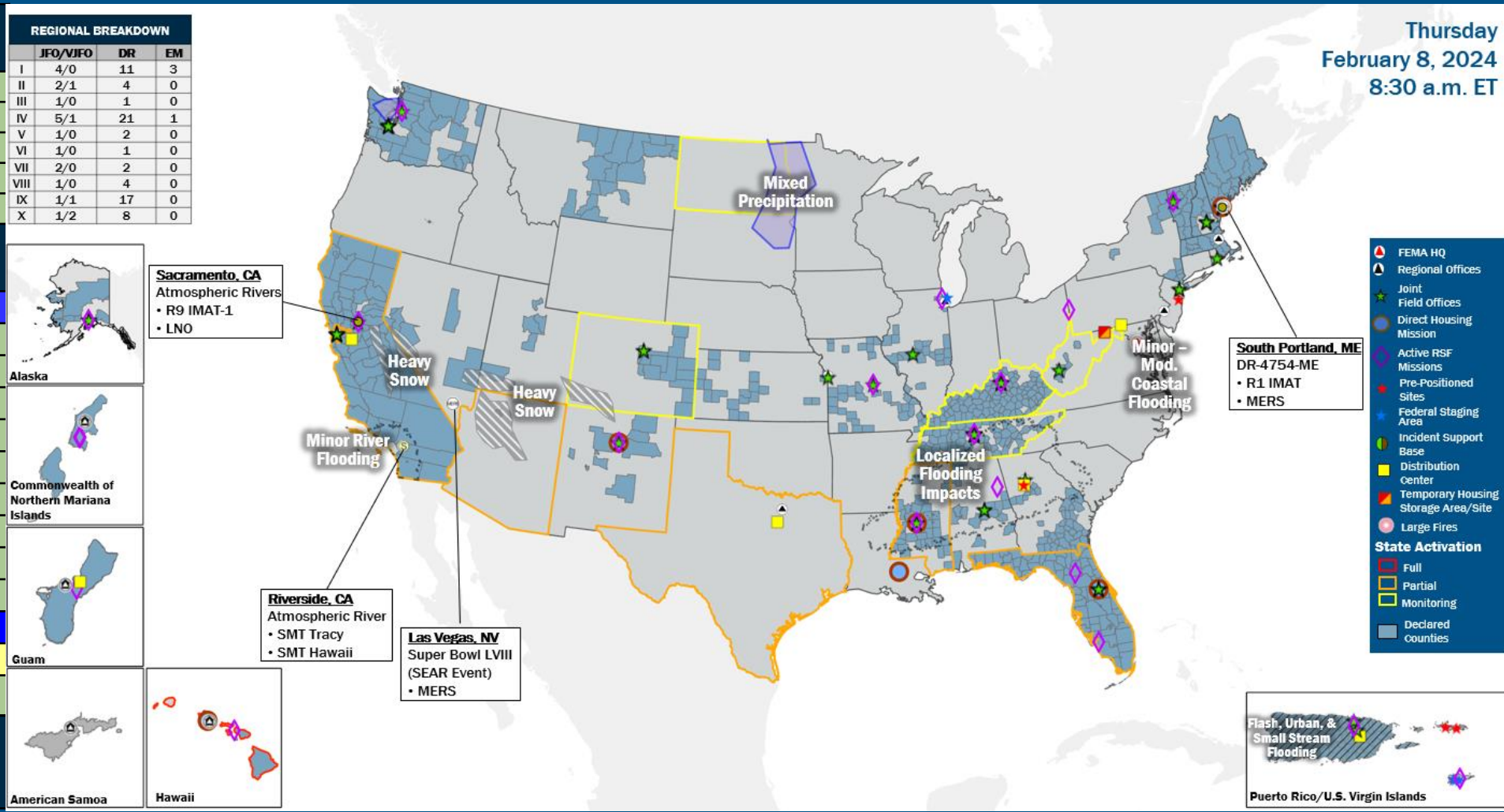
REGIONAL BREAKDOWN			
	JFO/VJFO	DR	EM
I	4/0	11	3
II	2/1	4	0
III	1/0	1	0
IV	5/1	21	1
V	1/0	2	0
VI	1/0	1	0
VII	2/0	2	0
VIII	1/0	4	0
IX	1/1	17	0
X	1/2	8	0

R-IMATs	
≥ 7 Teams Available	
I	ME
II	1
III	
IV-1	
IV-2	
V	
VI-1	
VI-2	
VII	
VIII	2
IX-1	CA
IX-2	Personnel
X	3

Notes:
 RWCs/RRCCs/IMATs:
 NRCC: Sustained Ops
 STATE EOCs:
 CA/FL/KY/MS/ND/TN/WV: Severe Weather
 FL: TC Idalia
 TX: Heavy Rain/Flash Flooding
 AZ/CO: SW Border
 HI: Wildfires

Volunteer Force	
Rostered 7,656 (+10)	Deployed 127 (+2)
Surge Capacity Force	
Rostered 8,386	Deployed 0

Fully Mission Capable (FMC)
Partially Mission Capable (PMC)
Not Mission Capable (NMC)
Deployed



IM Workforce

13,765 (-2) Assigned
 4,007 (-28) Unavailable
 5,616 (-12) Deployed

30% / 4,142 (+38) Available

IM Cadre Availability

8 Cadres ≤ 25% Availability

Environmental Planning and Historic Preservation: 19% (152/807); Field Leadership: 18% (26/146); Hazard Mitigation: 23% (279/1,223); Operations: 23% (76/330); Public Assistance: 19% (407/2,186); Planning: 18% (83/468); Safety: 12% (10/83); Security: 25% (34/137)

MERS

> 66%

36 Assigned
 0 Unavailable
 1 Deployed

35 Available

US&R

> 66%

28 Assigned
 1 Unavailable
 0 Deployed

27 Available

FCO

≤ 1 Type I

49 Assigned
 5 Unavailable
 39 (23 (+1) FCOR) Deployed

5 Available

Declaration Request – California

Declaration Type: Major Disaster Declaration
Requested: Feb 7

Incident: Severe Storm and Flooding
Incident Period: Jan 21-23, 2024

Requested:

- **IA:** 1 county
- **Hazard Mitigation:** Statewide



■ IA



FEMA

Declaration Requests in Process – 12

State / Tribe / Territory – Incident Description	Type	IA	PA	HM	Requested
OH – Train Derailment	DR	X	X	X	Jul 3
WA – Wildfires	DR	X	X	X	Oct 4
MI – Severe Storms, Tornadoes, and Flooding	DR	X	X	X	Oct 18
KY – Severe Storms, Tornadoes, Straight-Line Winds, and Flooding – APPEAL	DR	X			Oct 23
MA – Severe Storms and Flooding	DR	X	X	X	Dec 11
AK – Severe Storms, Flooding, and Landslides	DR	X	X	X	Jan 8
PA – Severe Storms and Flooding – APPEAL	DR		X		Jan 20
AK – Permafrost Degradation	DR		X	X	Jan 24
ND – Severe Winter Storm and Straight-Line Winds	DR		X	X	Jan 26
SC – Severe Storm and Tornadoes	DR	X			Feb 2
FL – Severe Storm, Straight-Line Winds, and Tornadoes	DR	X	X	X	Feb 5
CA – Severe Storm and Flooding	DR	X			Feb 7



FEMA

Joint Preliminary Damage Assessments

Region	State / Location	Incident	IA	Number of Counties		Start - End
			PA	Requested	Complete	
I	NH	Flooding Dec 17 and continuing	IA	0	0	N/A
			PA	10	0	1/2 - TBD
	ME	Flooding Jan 10-13	IA	8	5 (+1)	1/23 - TBD
			PA	8	0	1/29 - TBD
	RI	Flooding Dec 17	IA	0	0	N/A
			PA	2	1	1/29 - TBD
VII	IA	Winter Storm Jan 8-14	IA	0	0	N/A
			PA	20	0	2/5 - TBD
X	OR	Winter Storms Jan 12-20	IA	0	0	N/A
			PA	11	0	2/12-TBD



FEMA

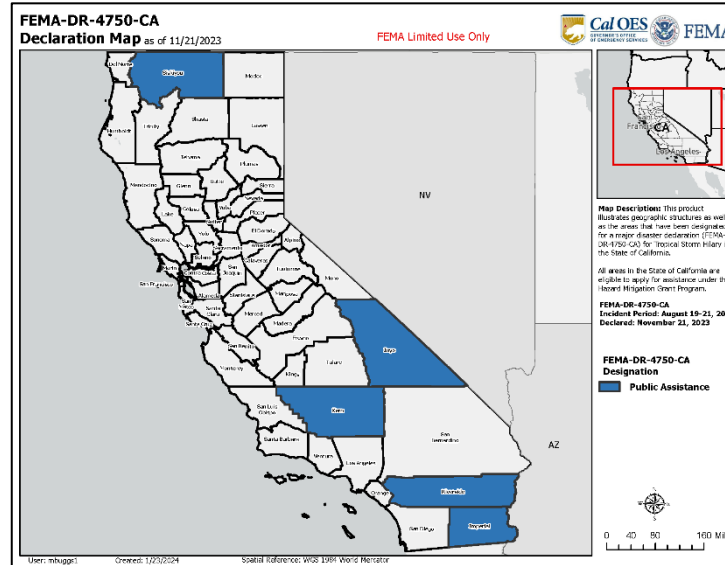


INDIVIDUAL ASSISTANCE SUMMARY

<u>Registrations</u> N/A	<u>Individuals & Households Program</u> N/A
<u>Small Business Administration Loans</u> N/A	<u>Housing Assistance</u> N/A
<u>NFIP Payouts</u> N/A	<u>Other Needs Assistance</u> N/A

INCIDENT SUMMARY

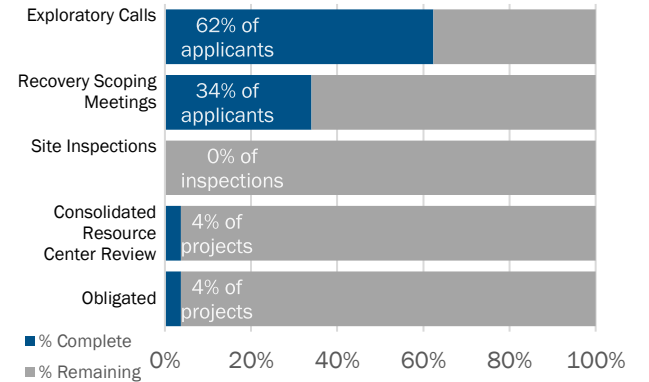
On November 21, 2023, a Major Disaster Declaration was approved for the State of California, due to impacts from Tropical Storm Hilary on August 19-21, 2023. Imperial, Inyo, Kern, Riverside, and Siskiyou Counties were designated for Public Assistance (Cat. A-G) in addition to Hazard Mitigation statewide.



PUBLIC ASSISTANCE SUMMARY

<u>Applicants:</u> 61	<u>Projects:</u> 27
<u>\$ Obligated:</u> >\$5M	<u>Life of Disaster:</u> <\$100.2M

% of Phase Complete

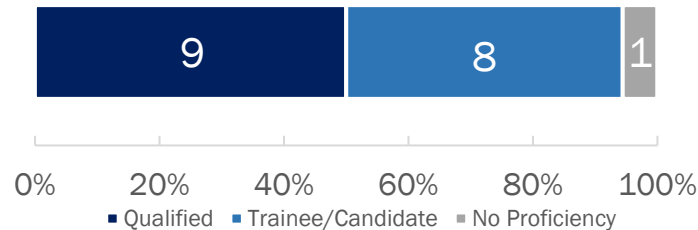


406 Mitigation HMP: 0 of 27 projects (0%)

STAFF SUMMARY

Total Staff: 18 | Coach/Evaluators: 3

FEMA Staff by Deployed Proficiency Level



FCO ASSESSMENT

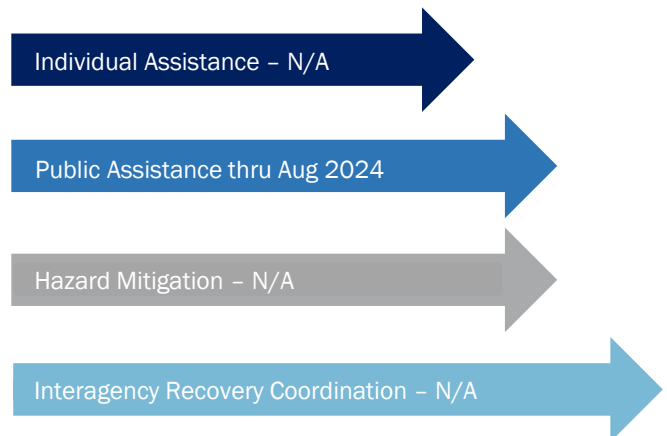
Priorities

- **Focus:** Coordinate with SLTT partners and stakeholders to support long-term recovery while prioritizing resilience and capacity-building across impacted communities

Outcomes

- **Community Recovery:** Resilient recovery of SLTT communities
- **Natural & Cultural Resources:** Restored, preserved, risk-resistant and resilient resources

TRANSITION TIMELINE



FCO Senior Leadership COP Brief

Recovery Support Functions (RSF)

Recovery Outcomes	
Housing	Housing: Adequate, resilient, accessible, and affordable housing
	1 All survivors whose primary residences were damaged or destroyed or were displaced by the disaster have returned and re-established residence in permanent housing within the affected community
	2 Survivors can afford post-disaster permanent housing units within the affected community without post-disaster assistance
	3 Post-disaster permanent housing units in the affected community meet or exceed recognized residential codes and standards and incorporate recommended mitigation measures appropriate to the area's hazards (e.g., flooding, fire, high winds), or include resiliency measures
	4
	5
Economic	Economic: Sustainable, diversified and resilient economy
	1 Business activities are resumed and restored, including those local and marginalized businesses and major employers
	2 Local and state government ability to facilitate and regulate business activities is restored
	3 Tax base and revenue streams from businesses are restored
	4 Communities have Comprehensive Economic Development Strategies that measures the recovery process
	5 Financial activities essential to credit and insurance coverage and flows are restored
Community Assistance	Community Recovery: Resilient recovery of SLTT communities
	1 Community Conditions Assessment + Community Profiles
	2 Status of emergency plans, such as the Mitigation plan and Pre-Disaster Recovery Plan
	3 Community engagement and communication strategy is in place for long-term recovery plan or strategy
	4 Mitigation and recovery projects have been implemented
	5 Inclusive communications strategy developed for long-term recovery planning or strategy

Recovery Outcomes	
Infrastructure Systems	Infrastructure: Restored, modernized, hardened and resilient systems
	1 Power systems and fuel delivery services have been repaired, modernized, and strengthened for future disasters
	2 Water systems, dams, levees, and service capacities have been repaired, modernized, and strengthened for future disasters
	3 Communication systems and services have been repaired, modernized, and strengthened against future disasters
	4 Public and private transportation systems, to include those supporting marginalized areas are repaired and reliable
	5 Government and PNP facilities have been repaired, modernized and strengthened for future disasters
Health & Social Services	HSS: Sustainable and resilient health education and social service systems
	1 Households have safe drinking water and no hazardous and toxic materials
	2 Healthcare providers have resumed capacity to meet chronic or long-term health needs, as well as primary and emergency care
	3 Ensure survivors are provided necessary behavioral health and disaster case management services.
	4 Social Assistance programs that support vulnerable populations, e.g., have resumed delivery of financial and other materiel support and services to vulnerable segments of the community's population
	5 Schools are fully operational & providing full academic programs and can provide a safe, sanitary, and supportive environment
Natural & Cultural Resources	NCR: Restored, preserved, risk-resistant and resilient resources
	1 Natural resources in the affected community, to include socially marginalized, have been restored to protect people and ecosystems
	2 Resources associated with entertainment, education, recreation, and tourism have been repaired, and public accessibility restored
	3 Access to raw material and other commodities that sustain the local economy has been restored
	4 Sites and artifacts associated with the community's heritage and identity have been stabilized/protected, and public accessibility to these sites has been restored
	5



FCO Senior Leadership COP Brief

Recovery Outcomes

Activated RSFs: 0

COMMUNITY ASSISTANCE: Resilient recovery of SLTT communities

Outcome Indicator: Community Conditions Assessment + Community Profiles

- Develop Community Conditions Summary
- Coordinate with external/SLTT partners to support Communities of Concern

NATURAL & CULTURAL RESOURCES: Restored, preserved, risk-resistant and resilient resources

Outcome Indicator: Sites and artifacts associated with the community's heritage and identity have been stabilized/protected, and public accessibility to these sites has been restored

- Leverage Applicant experience from previous events to enhance recovery efforts and promote community resilience
- Identify opportunities for engagement with OFAs to support capacity-building



FEMA

Helping people before, during, and after disasters.



Scan to subscribe to this briefing.