

FEMA National Watch Center

Daily Operations Briefing

Tuesday, February 8, 2022

8:30 a.m. ET



FEMA

National Current Ops / Monitoring

New Significant Incidents / Ongoing Ops

- COVID-19
- Flooding – Puerto Rico (Final)

Hazard Monitoring

- Critical Fire Weather – Central Plains
- Mixed Precipitation – Northern Intermountain, Upper Mississippi Valley to Northeast
- Heavy Snow – Northern ME

Disaster Declaration Activity

- No new declaration activity

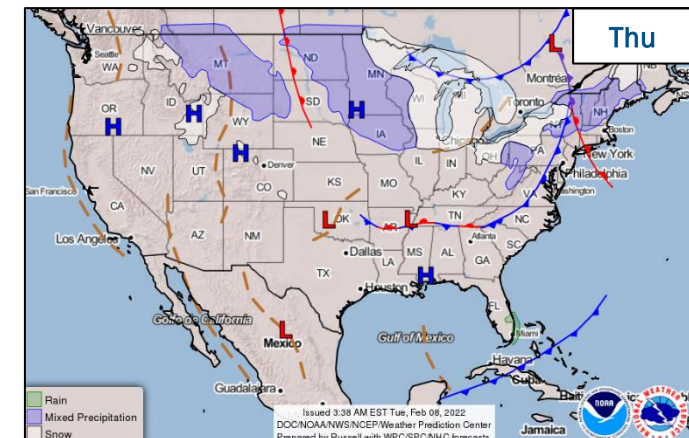
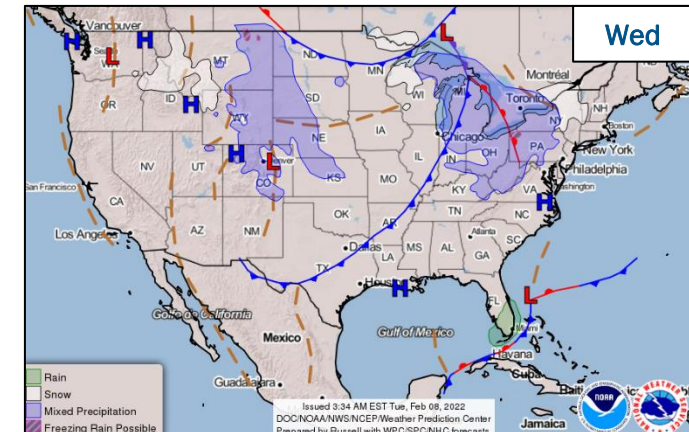
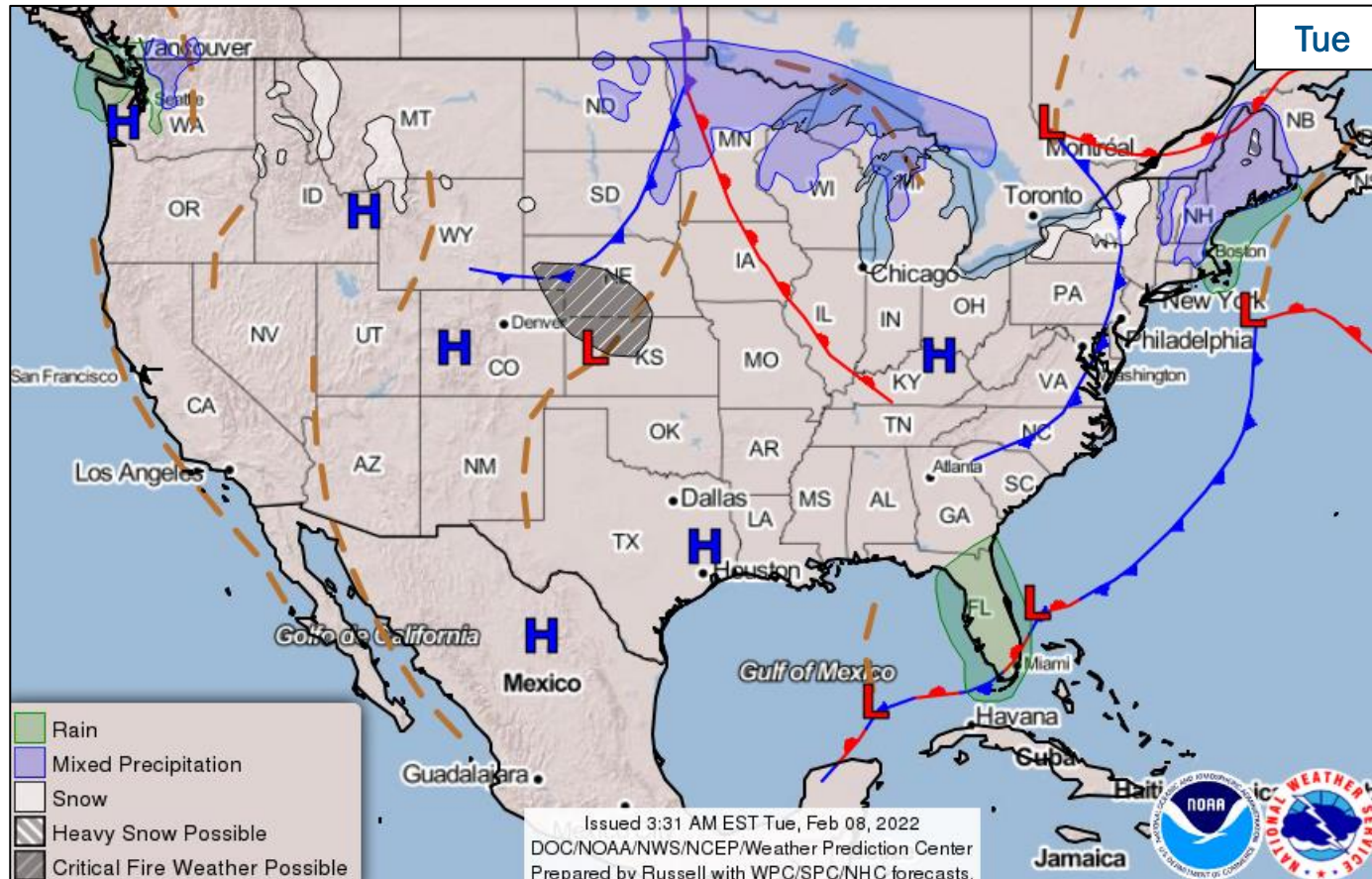
Event Monitoring

- Super Bowl LVI – Inglewood, CA (Feb 9-13)
- 2022 State of the Union Address – Washington, DC (Mar 1)



FEMA

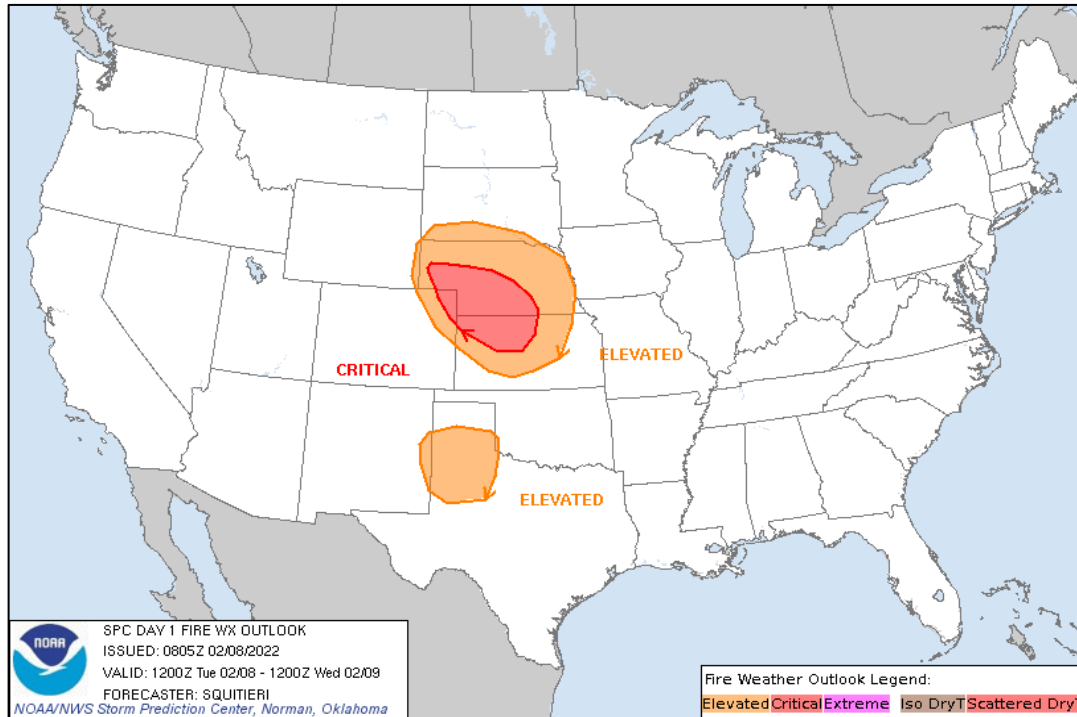
National Weather Forecast



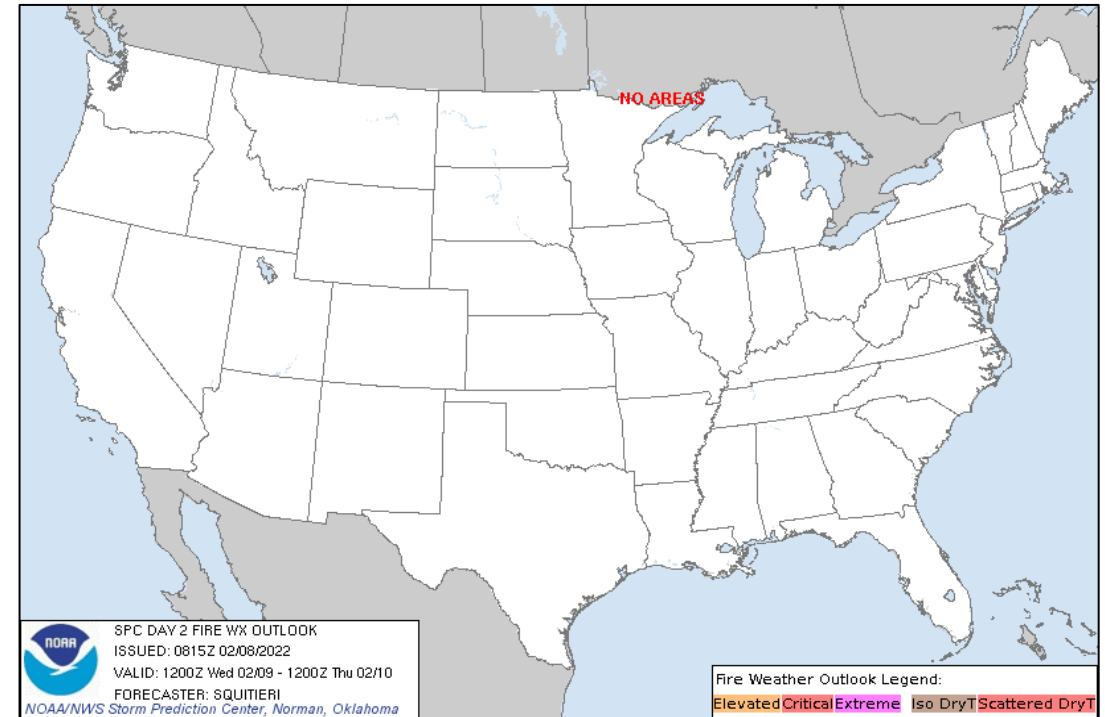
FEMA

National Watch Center

Fire Weather Outlook



Today



Tomorrow



FEMA

National Watch Center

Joint Preliminary Damage Assessments

Region	State / Location	Incident	IA	Number of Counties		Start – End
			PA	Requested	Complete	
I	ME	Coastal Storm Oct 30-31	IA	0	0	N/A
			PA	4	3	11/8 – TBD
III	VA	Severe Winter Storm/Snowstorm Jan 2-3	IA	0	0	N/A
			PA	32	0	1/24 – TBD
IV	SC	Winter Storm Jan 15-16	IA	0	0	N/A
			PA	6	4 (+2)	1/31 – TBD
VII	NE	Severe Storms, Tornadoes, and Straight-line Winds Dec 15	IA	0	0	N/A
			PA	27	27 (+1)	1/18 – 2/7
X	AK	Winter Storm Dec 25-27	IA	0	0	N/A
			PA	4	0	2/7 – TBD
	AK	Winter Storm Jan 1-4	IA	0	0	N/A
			PA	2	0	2/7 – TBD



FEMA

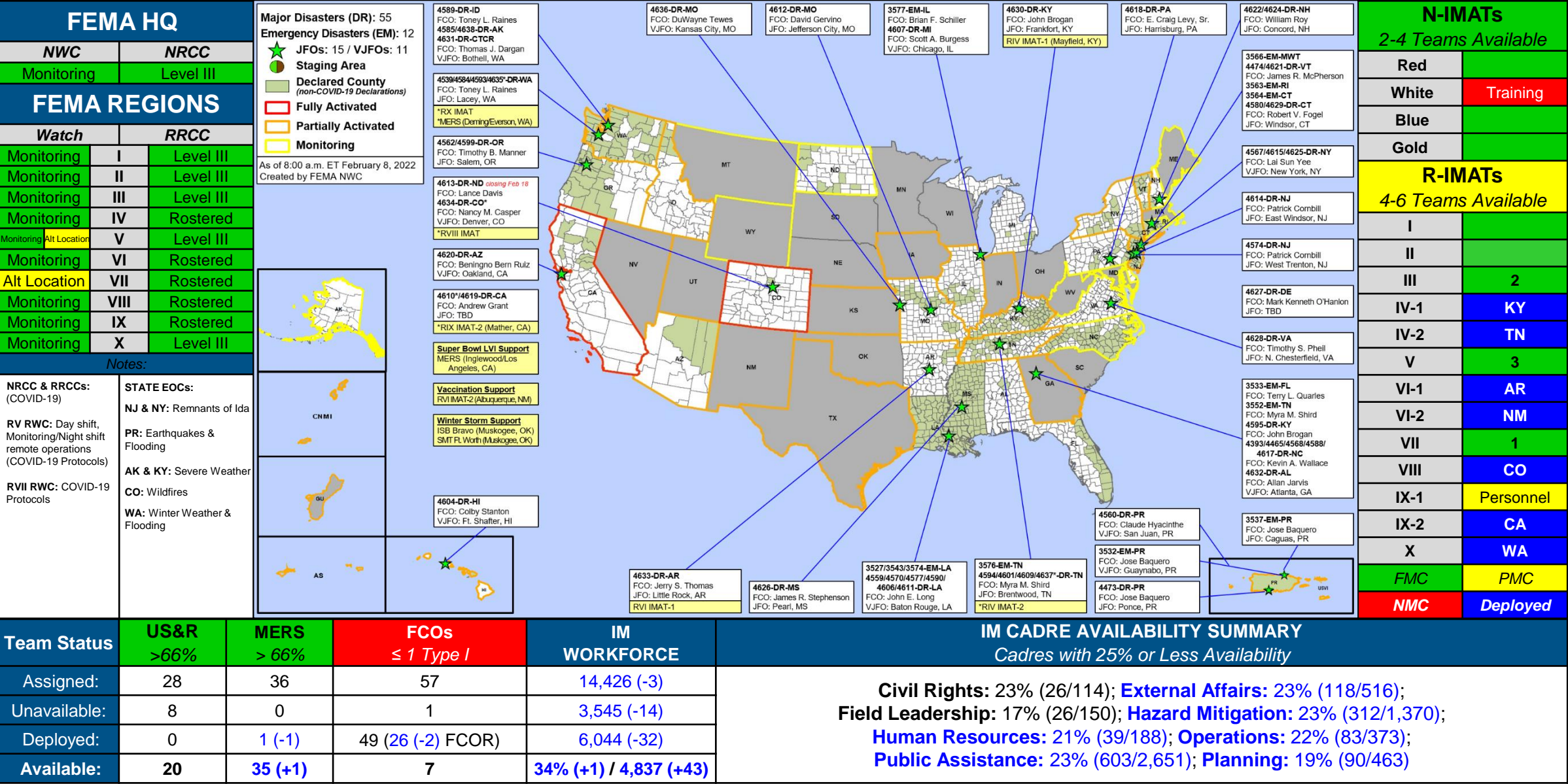
Declaration Requests in Process – 5

State / Tribe / Territory – Incident Description	Type	IA	PA	HM	Requested
HI – Severe Storms, Flooding, Landslides, and Mudslides	DR		X	X	Jan 11
FL – Severe Storms, Straight-line Winds, and Tornadoes	DR	X			Jan 24
KS – Severe Storms and Straight-line Winds	DR		X	X	Jan 24
IA – Severe Storms, Straight-line Winds, and Tornadoes	DR		X	X	Feb 2
KY – Severe Storms, Straight-line Winds, Tornadoes, Flooding, Landslides, and Mudslides	DR	X	X	X	Feb 4



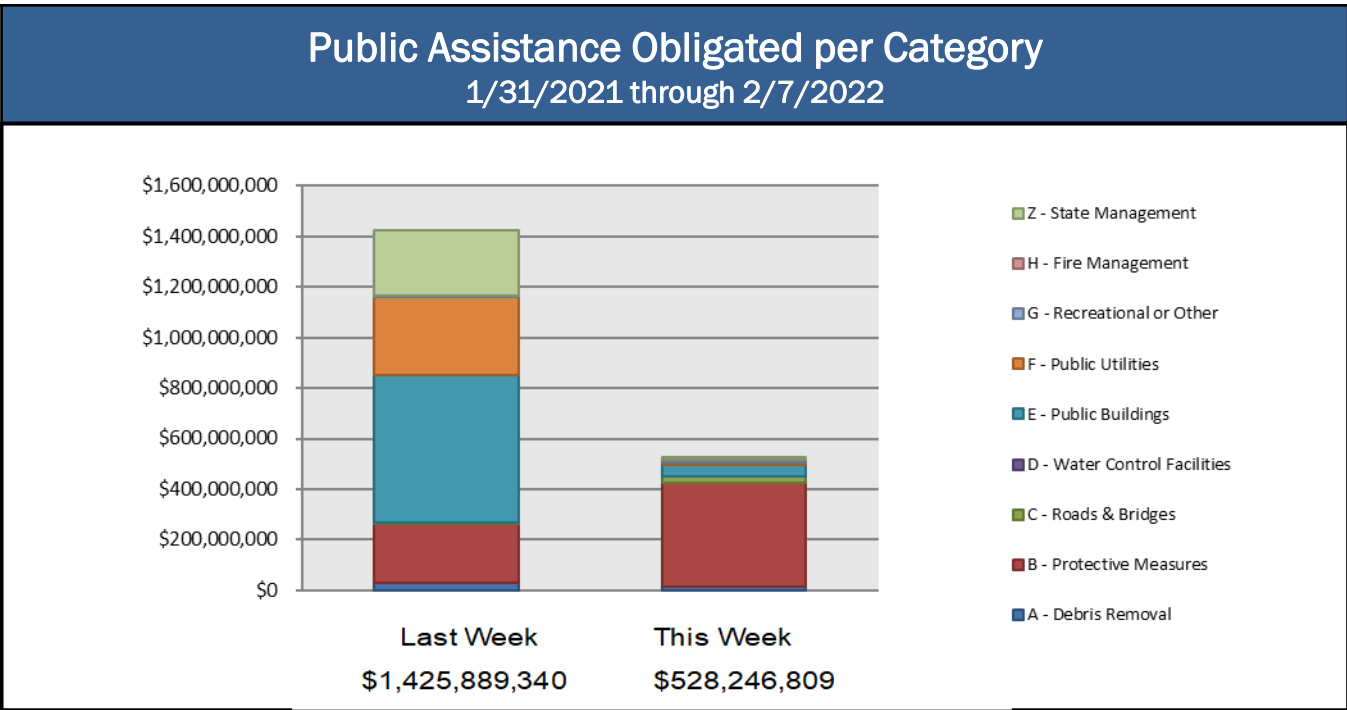
FEMA

FEMA Common Operating Picture



Public Assistance Grant Program

PA Project Worksheets Obligated in past week, as of 02/07/22 at 1500 EDT										
	Emergency Work		Permanent Work							
PA Category	A - Debris Removal	B - Protective Measures	C - Roads & Bridges	D - Water Control Facilities	E - Public Buildings	F - Public Utilities	G - Recreational or Other	H - Fire Management	Z - State Management	Total
Number Of PWs Obligated	49	331	66	5	98	39	38	0	76	702
Federal Share Obligated	\$12,975,557.75	\$411,054,245.43	\$25,857,036.65	\$2,482,512	\$43,608,629.22	\$12,234,337.25	\$6,352,523.18	\$0	\$13,681,967.86	\$528,246,809.25



COVID-19 Obligated
as of 2/7/2022

- Total Public Assistance Obligated: \$40,613,215,472

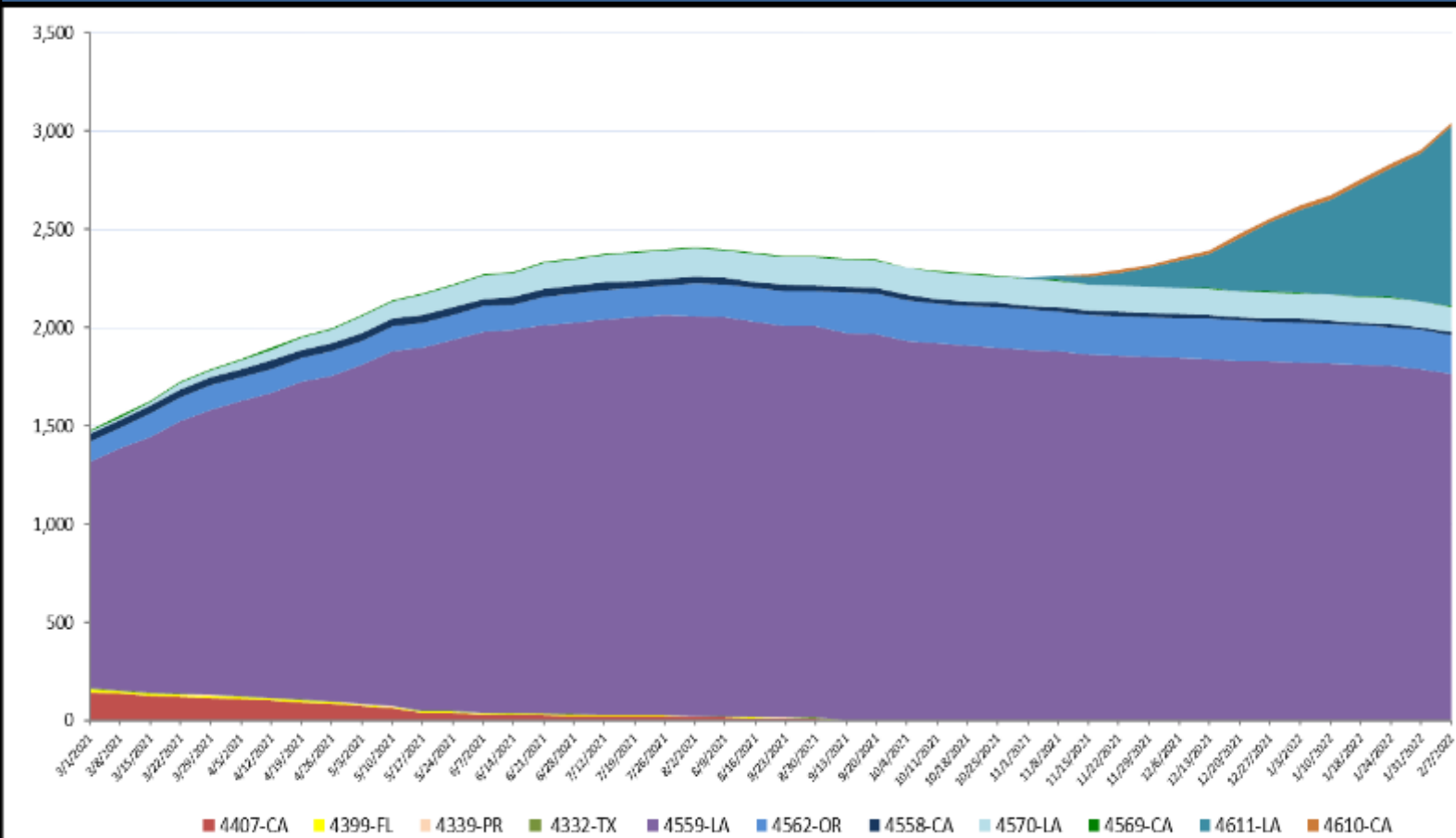
This Week's PA Highlights

- In 4520-WI
\$ 92 Million obligated for Category B - Protective Measures
- In 4526-DE
\$ 86 Million obligated for Category B - Protective Measures
- In 4488-NJ
\$ 40 Million obligated for Category B - Protective Measures

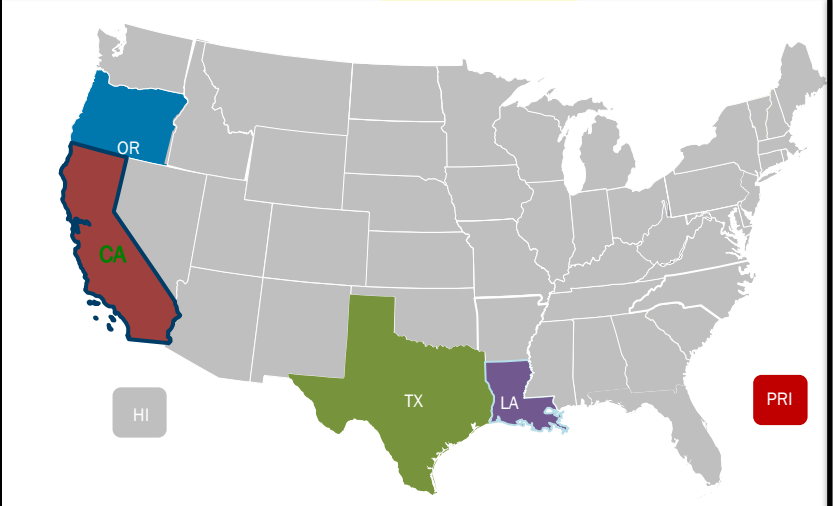
Direct Housing

Total Households in FEMA Direct Housing per State

Past Year per Week, 3/1/2021 – 2/7/2022. There are currently **3,045** Households Occupying **3,051** Temporary Units.



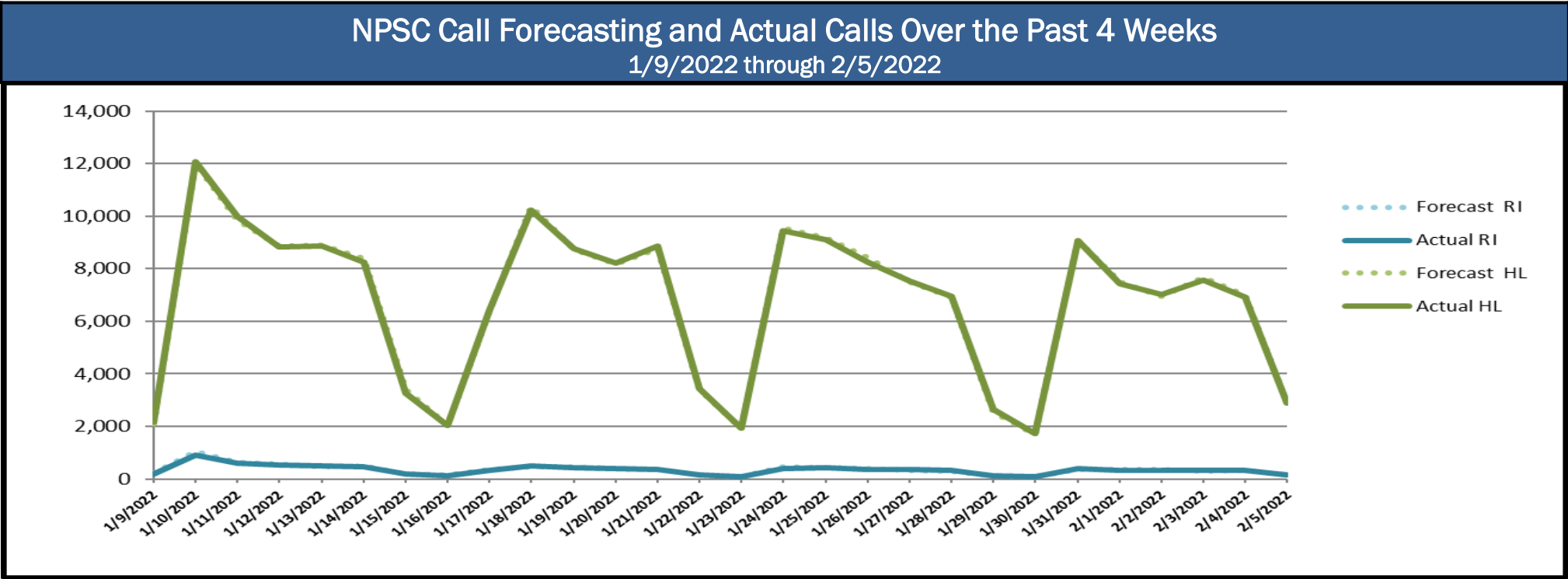
DR	IA Declaration Date	Program End Date	Current # of Households in Direct Housing (Weekly Change)
4611-LA	8/29/2021	2/28/2023	915 (+165)
4610-CA	8/24/2021	2/24/2023	22 (+1)
4570-LA	10/16/2020	4/16/2022	123 (-3)
4569-CA	10/16/2020	4/16/2022	4 (0)
4562-OR	9/15/2020	3/15/2022	197 (-2)
4559-LA	8/28/2020	2/28/2022	1762 (-22)
4558-CA	8/22/2020	2/22/2022	15 (0)
4339-PR	9/20/2017	9/20/2019	1 (0)
4332-TX	8/25/2017	8/25/2019	3 (0)



States with Currently Occupied Units

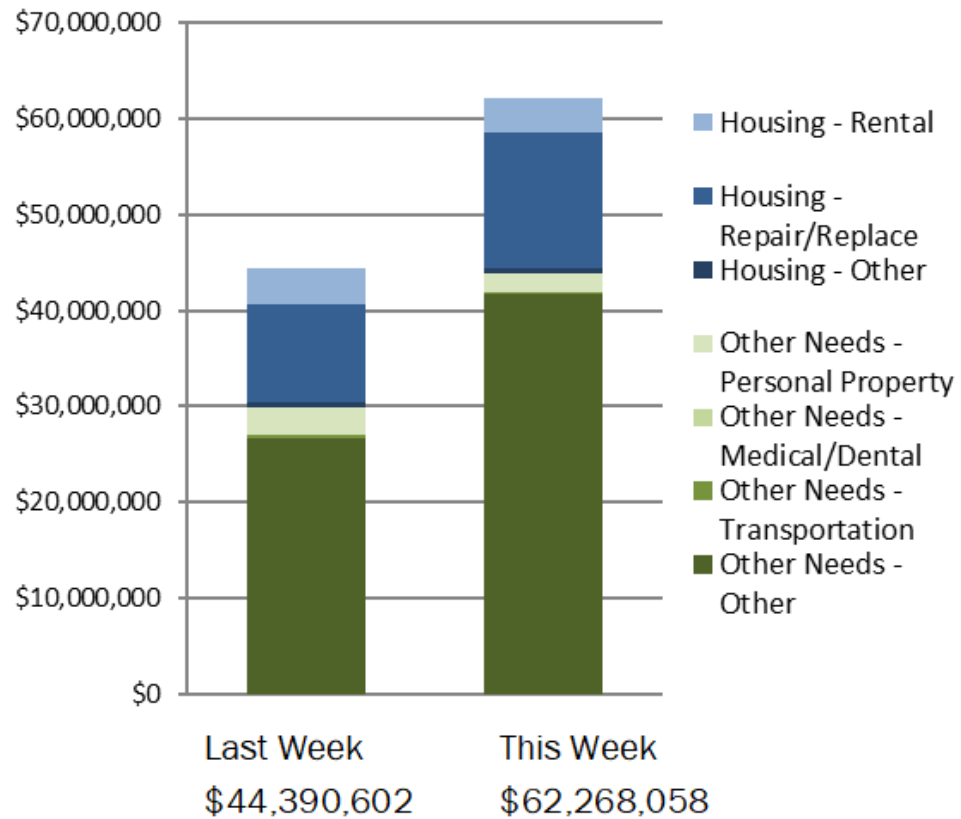
NPSC Call Activity

NPSC Call Activity in the Past Week 1/30/2022 through 2/05/2022		
Call Type	Projected Calls	Actual Calls
Registration Intake:	1,973	1,948
Helpline:	42,725	42,637
Combined:	44,698	44,585



Individual Assistance Activity

IHP Approved per Category in the Past
2 Weeks – 1/24/2022 through 2/7/2022



FEMA



FEMA

Helping people before, during, and after disasters.



Scan to subscribe to this briefing.