

FEMA National Watch Center

Daily Operations Briefing

Thursday, February 6, 2025

8:30 a.m. ET



FEMA

National Current Ops / Monitoring

New Significant Incidents / Ongoing Ops

- No new significant incidents / operations

Hazard Monitoring

- Ice Storm – Midwest to the Northeast
- Heavy Snow – Sierra Nevada to the Northern Intermountain
- Elevated Fire Weather – New Mexico and Texas
- Excessive Rainfall/Flash Flooding – California and Ohio Valley to Central Appalachians

Disaster Declaration Activity

- No new declaration activity

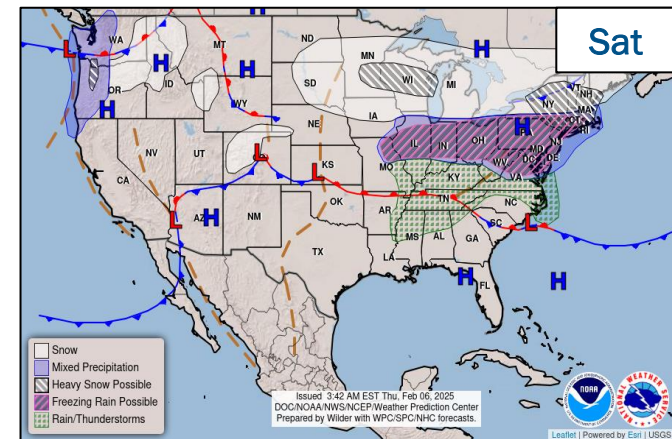
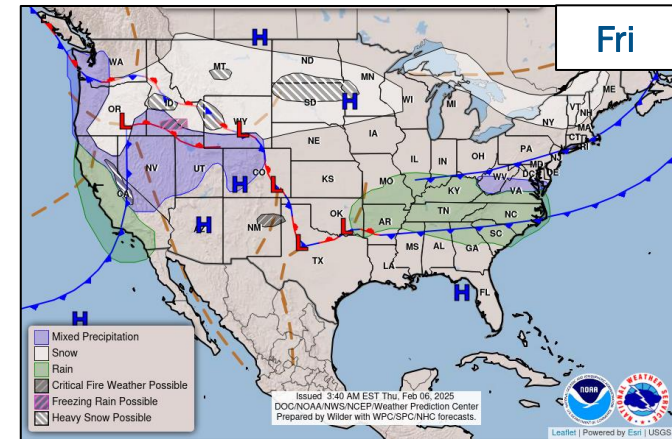
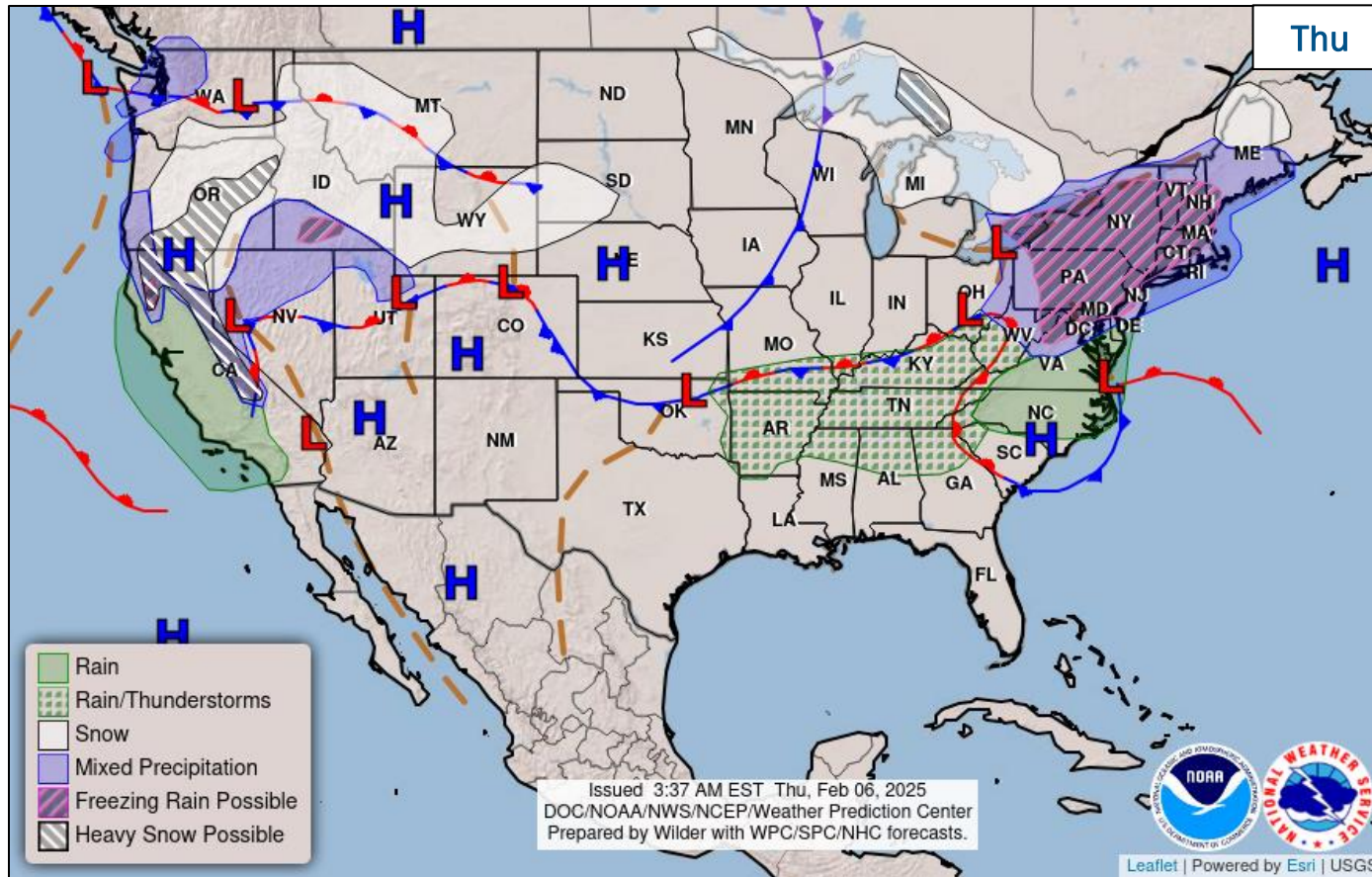
Event Monitoring

- No significant events



FEMA

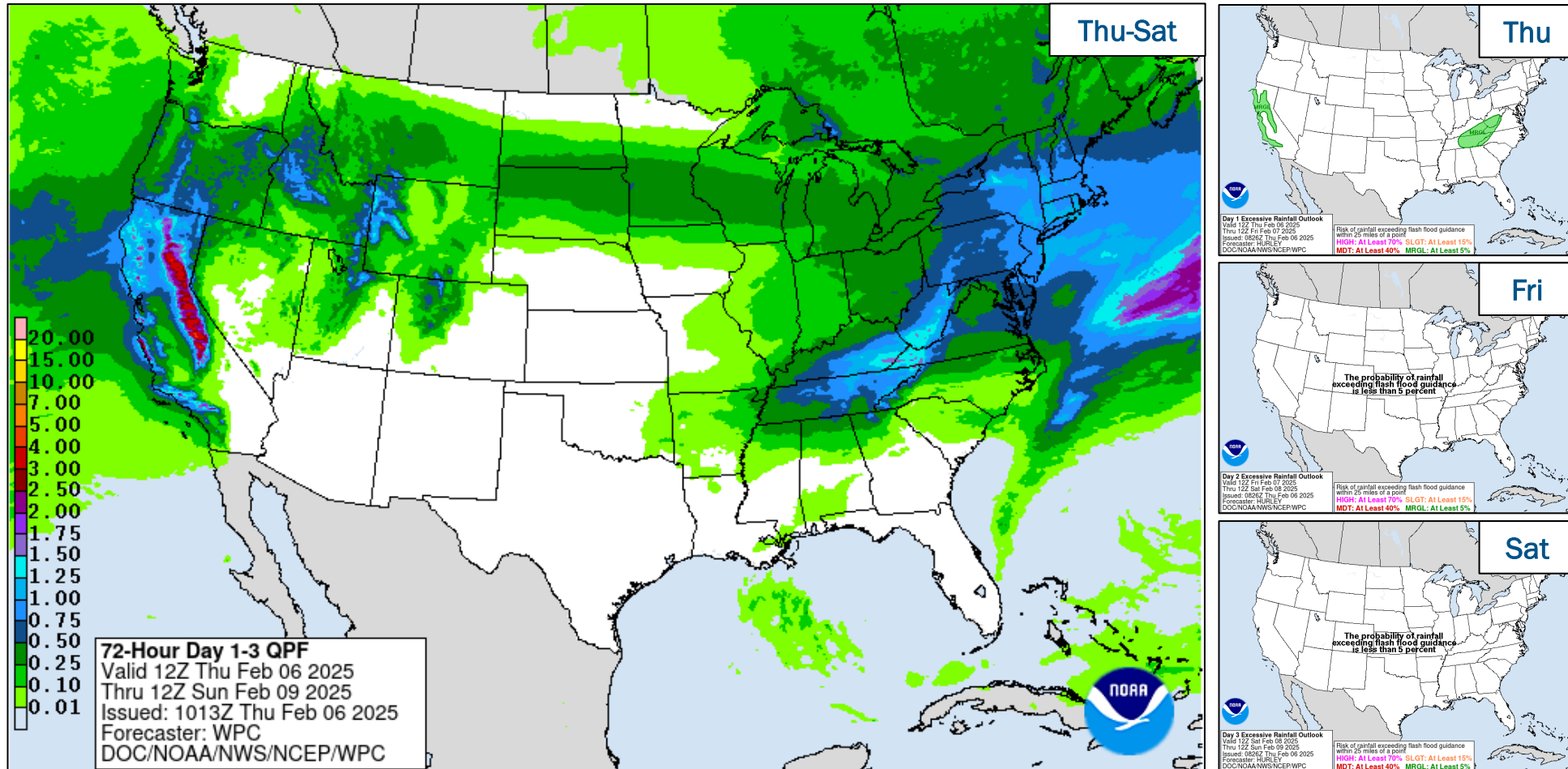
National Weather Forecast



FEMA

National Watch Center

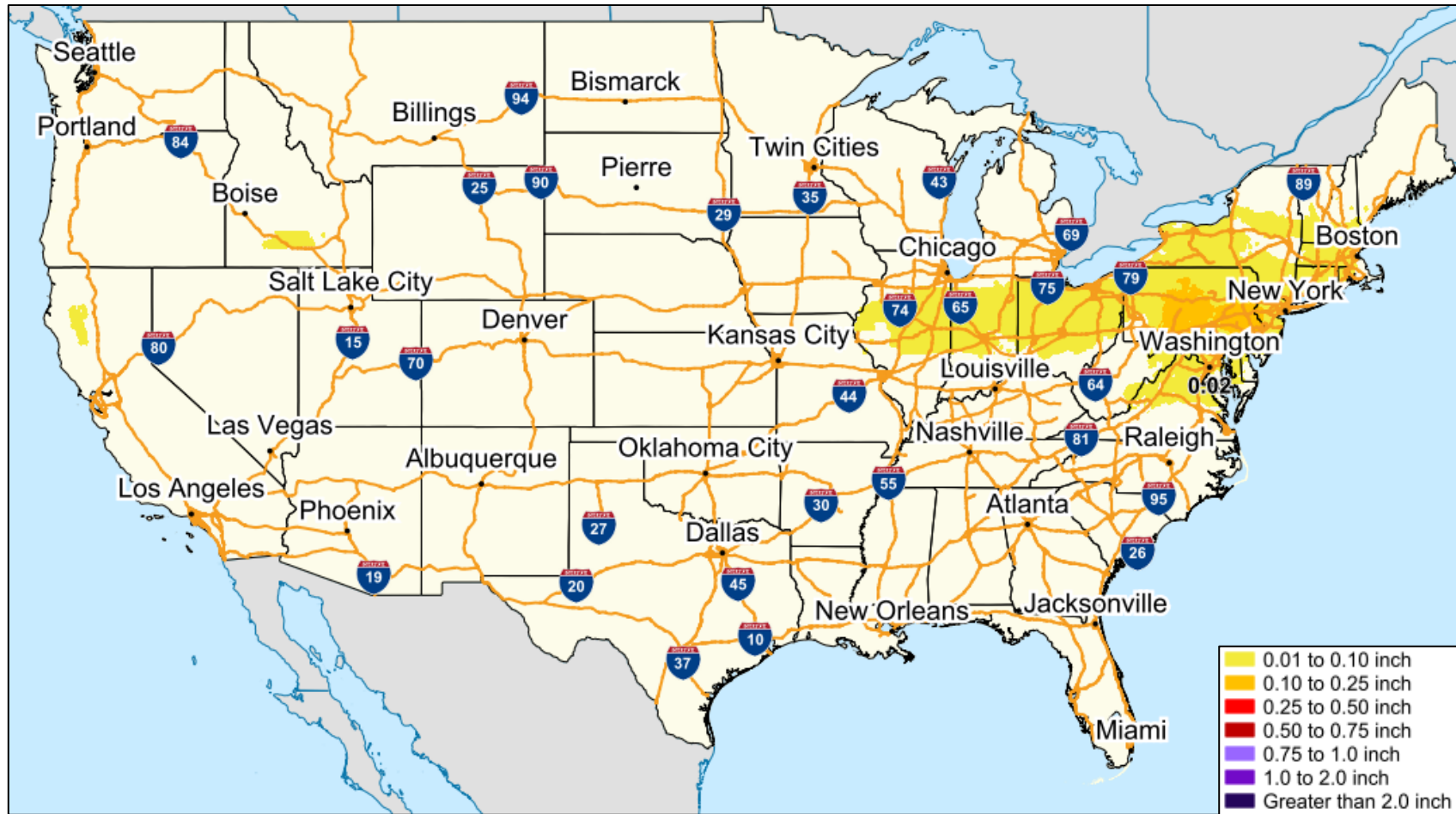
Precipitation & Excessive Rainfall



FEMA

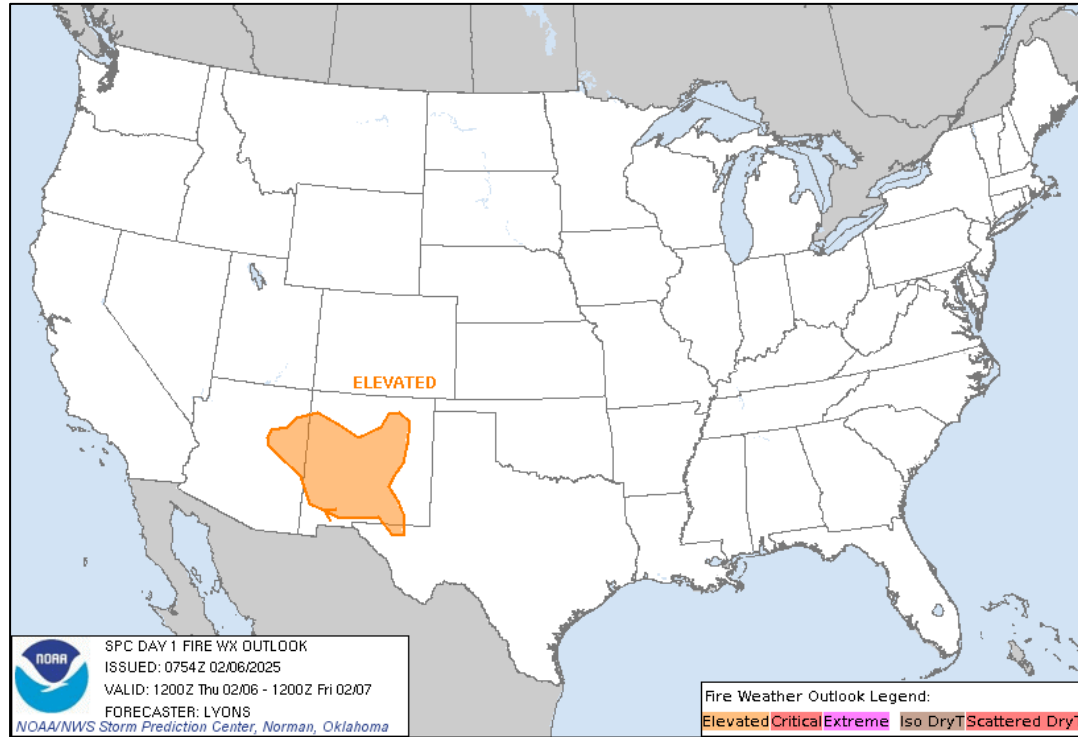
National Watch Center

Ice Accumulation Forecast

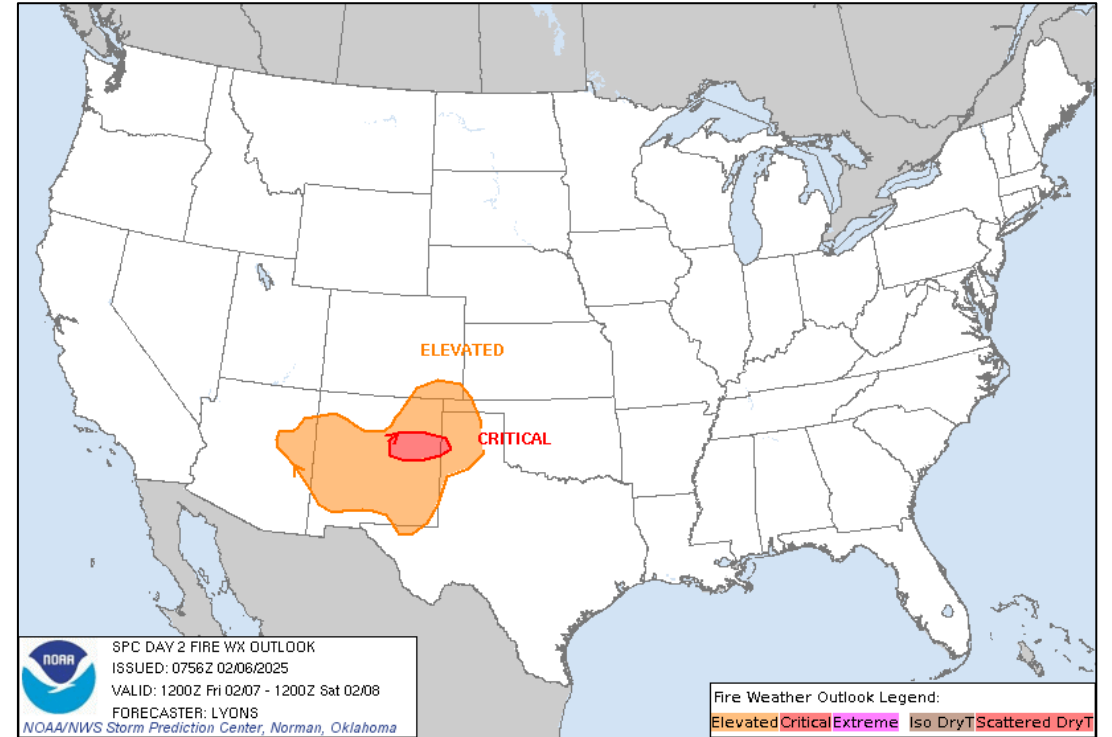


FEMA

Fire Weather Outlook



Today



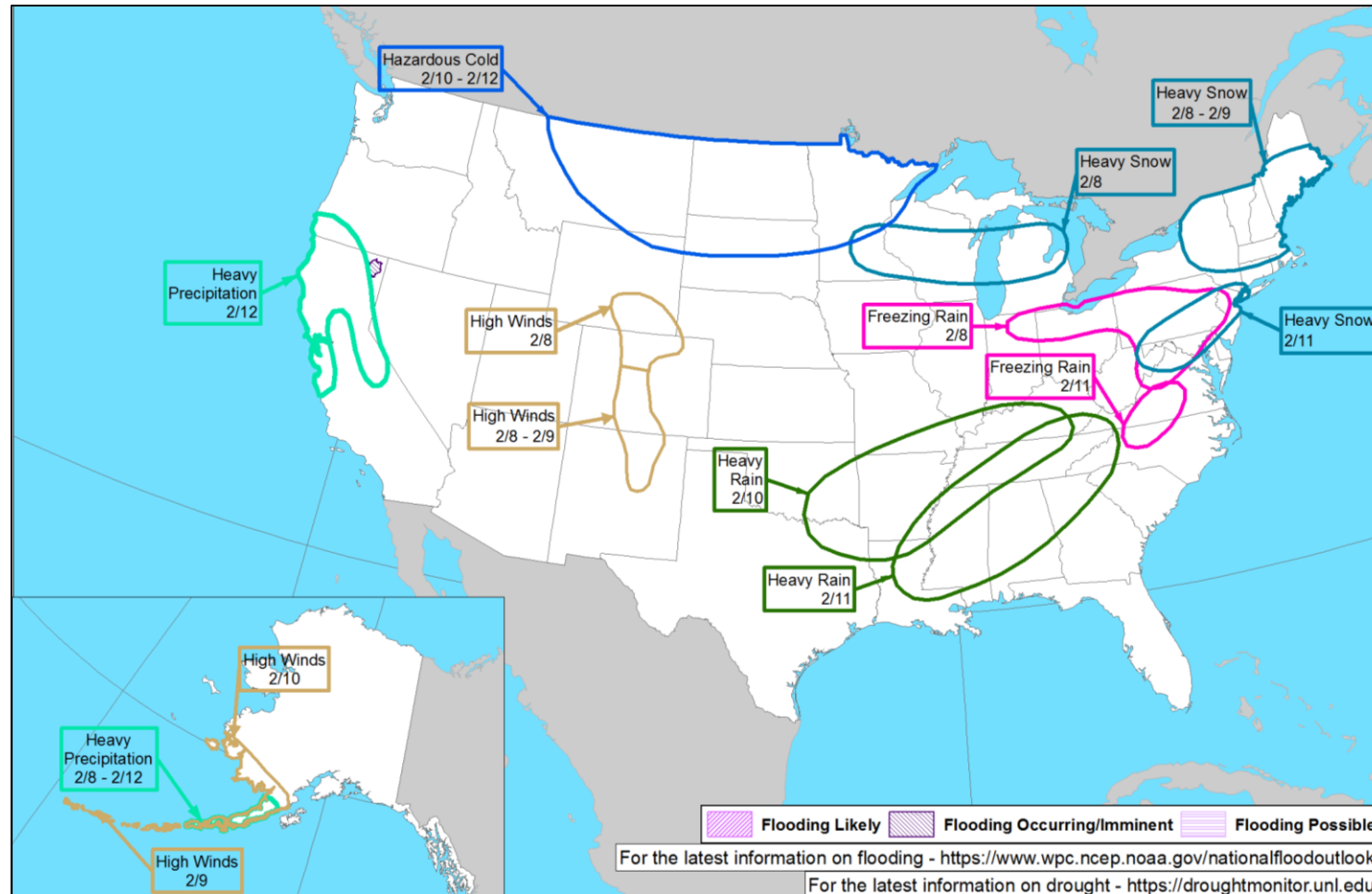
Tomorrow



FEMA

National Watch Center

Hazards Outlook – Feb 8-12



FEMA

National Watch Center

FEMA Common Operating Picture

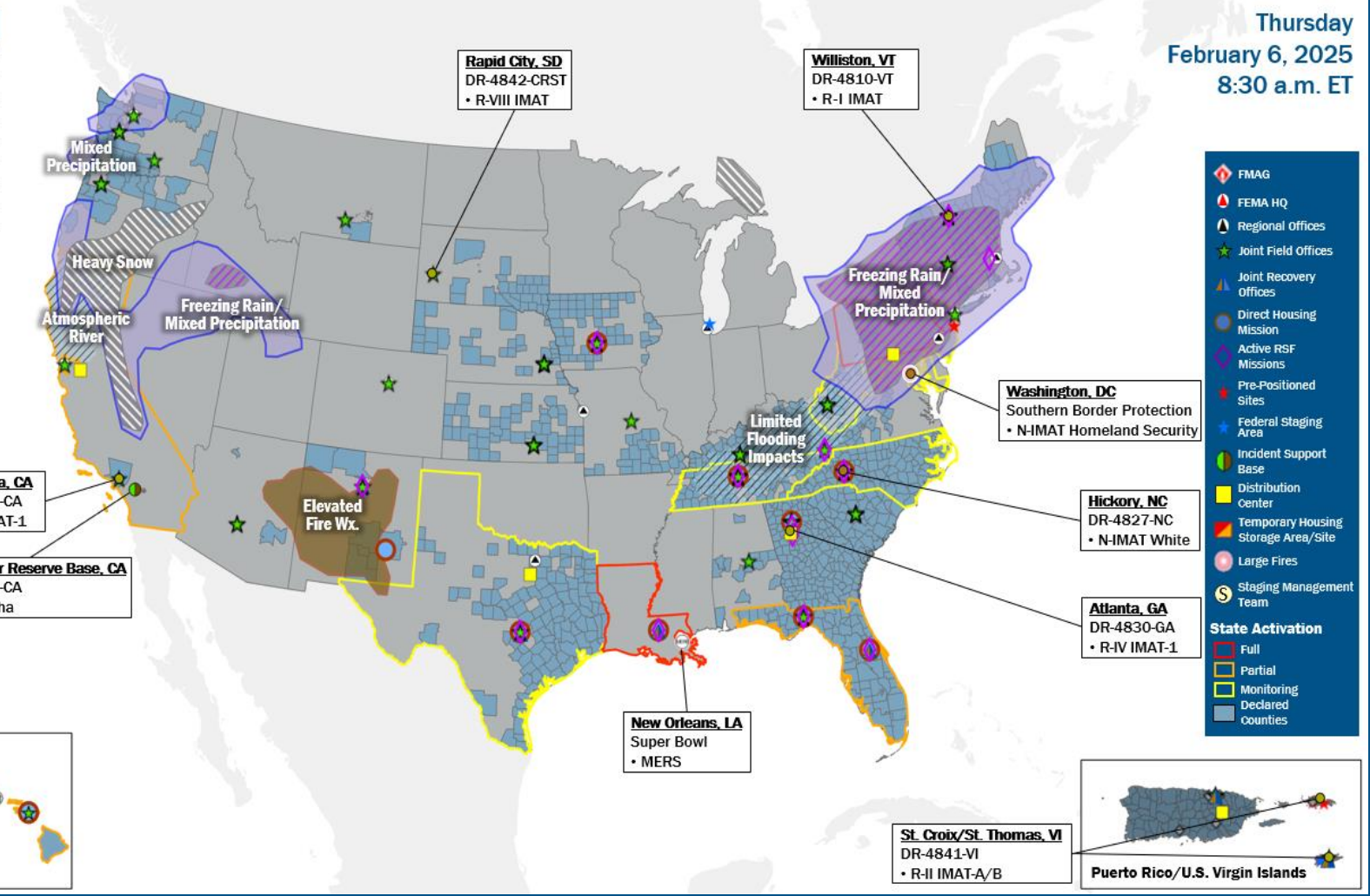
30 + **4** Supporting **105+** + **9** | **16** **28** **6**
 Joint Field Offices Virtual Joint Field Offices Major Disasters Emergency Declarations Direct Housing Missions RSF-Supported Disasters Joint Recovery Offices

Thursday
 February 6, 2025
 8:30 a.m. ET

| FEMA HQ | |
|----------------------------|--|
| NWC | NRCC |
| Monitoring | Steady State |
| FEMA REGIONS | |
| Watch | RRCC |
| Monitoring | I Rostered |
| Monitoring | II Rostered |
| Monitoring | III Rostered |
| Monitoring | IV Rostered |
| Monitoring | V Rostered |
| Monitoring | VI Rostered |
| Monitoring | VII Rostered |
| Monitoring | VIII Rostered |
| Monitoring | IX Rostered |
| Monitoring | X Rostered |
| Notes: | |
| NRCC/RWCs/RRCCs: • NSTR | State EOCs: • CA/HI: Wildfires • WV/TX/FL/NC/TN/PA/MD/NJ: Winter Weather • NC: TC Helene • LA: Mardi Gras/Super Bowl |
| Volunteer Force | |
| Rostered 7,880 | Deployed 0 |
| Surge Capacity Force | |
| Rostered 8,922 | Deployed 9 |

| N-IMATs | |
|---------------------|---------------|
| 2-5 Teams Available | |
| Red | |
| White | NC (Sep 30) |
| Blue | |
| Gold | |
| HS | DC (Jan 28) |
| R-IMATs | |
| ≥ 7 Teams Available | |
| I | VT (Jan 6) |
| II | USVI (Oct 30) |
| III | |
| IV-1 | GA (Oct 5) |
| IV-2 | |
| V | 1 |
| VI-1 | 2 |
| VI-2 | Personnel |
| VII | Personnel |
| VIII | SD (Nov 18) |
| IX-1 | CA (Jan 8) |
| IX-2 | Personnel |
| X | 3 |

| REGIONAL BREAKDOWN | | | | |
|--------------------|----------|----|----|-----|
| | JFO/VJFO | DR | EM | JRO |
| I | 3/0 | 18 | 2 | 0 |
| II | 3/1 | 8 | 0 | 2 |
| III | 2/0 | 6 | 1 | 0 |
| IV | 7/0 | 28 | 6 | 1 |
| V | 0/0 | 0 | 0 | 0 |
| VI | 2/0 | 5 | 0 | 3 |
| VII | 4/0 | 14 | 0 | 0 |
| VIII | 2/1 | 3 | 0 | 0 |
| IX | 3/1 | 9 | 0 | 0 |
| X | 4/1 | 14 | 0 | 0 |



- FMAG
- FEMA HQ
- Regional Offices
- Joint Field Offices
- Joint Recovery Offices
- Direct Housing Mission
- Active RSF Missions
- Pre-Positioned Sites
- Federal Staging Area
- Incident Support Base
- Distribution Center
- Temporary Housing Storage Area/Site
- Large Fires
- Staging Management Team

State Activation

- Full
- Partial
- Monitoring
- Declared
- Counties

IM Workforce

14,223 (-20) Assigned
 4,525 (-17) Unavailable
 7,032 (-14) Deployed

19% / 2,666 (+11) Available

IM Cadre Availability

16 Cadres ≤ 25% Availability

Disability Integration: 15% (6/40); External Affairs: 9% (39/427); Environmental Planning and Historic Preservation: 16% (140/874); Field Leadership: 13% (19/151); Financial Management: 22% (50/233); Hazard Mitigation: 10% (118/1,212); Human Resources: 15% (28/187); Individual Assistance: 16% (431/2,659); Interagency Recovery Coordination: 24% (82/338); Information Technology: 18% (126/716); Logistics: 10% (166/1,676); Operations: 18% (65/371); Public Assistance: 13% (295/2,307); Planning: 8% (39/468); Safety: 20% (19/94); Security: 13% (18/136)

MERS

≥ 66%

36 Assigned
 0 Unavailable
 0 Deployed

36 Available

US&R

≥ 66%

28 Assigned
 1 (-4) Unavailable
 0 Deployed

27 (+4) Available

FCO

≤ 1 Type I

55 Assigned
 6 (+1) Unavailable
 47 (-1) (26 FCOR) Deployed

2 Available

Declaration Requests in Process – 7

| State / Tribe / Territory – Incident Description | Type | IA | PA | HM | Requested |
|--|------|----|----|----|-----------|
| NY – Severe Storms, Tornadoes, Straight-line Winds, and Flooding | EM | | X | | Jul 20 |
| CA – Park and Borel Fires (Appeal) | DR | X | X | X | Dec 2 |
| OK – Severe Storms, Straight-line Winds, Tornadoes, and Flooding | DR | X | | X | Dec 20 |
| LA – Terrorist Attack | EM | X | X | | Jan 2 |
| WI – Lack of Snow (SBA) Economic Injury Loan | DR | X | | | Jan 13 |
| WA – Severe Storms, Straight-line Winds, Flooding, Landslides, and Mudslides | DR | | X | X | Jan 14 |
| KY – Severe Winter Storms and Snowstorms | DR | | X | X | Jan 30 |



FEMA



FEMA

Helping people before, during, and after disasters.



Scan to subscribe to this briefing.