

FEMA National Watch Center

Daily Operations Briefing

Sunday, February 5, 2023

8:30 a.m. ET



FEMA

National Current Ops / Monitoring

New Significant Incidents / Ongoing Ops

- No significant incidents / operations

Hazard Monitoring

- Heavy snow – Sierra Nevada in CA and Northern Intermountain

Disaster Declaration Activity

- No new declaration activity

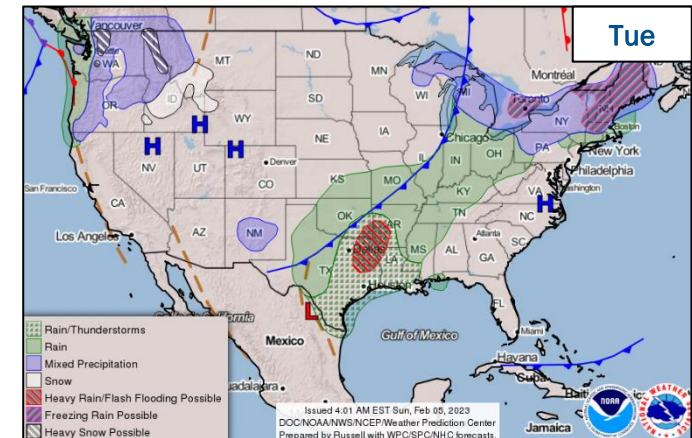
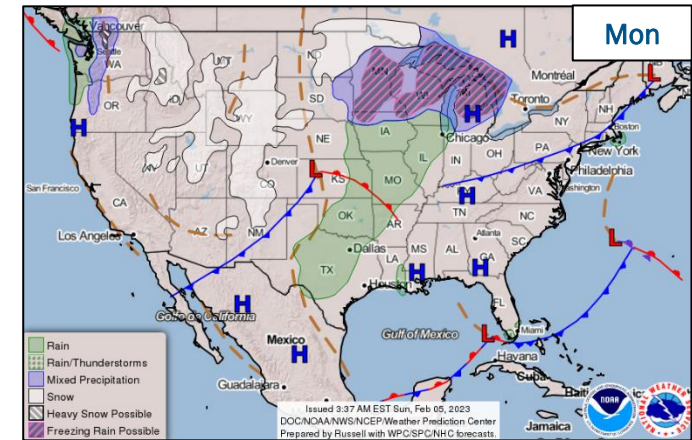
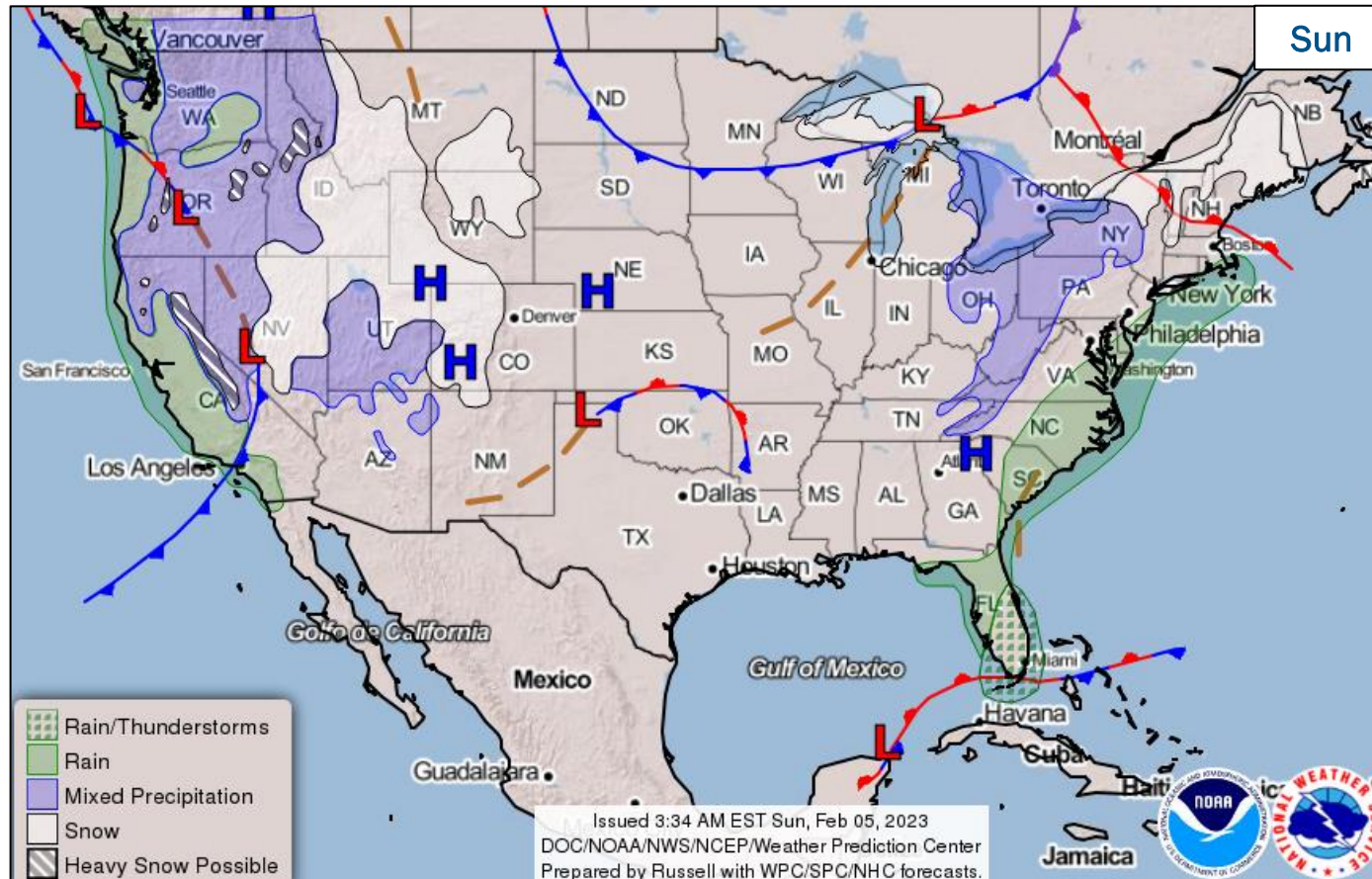
Event Monitoring

- State of the Union Address – Washington, DC (Feb 7)



FEMA

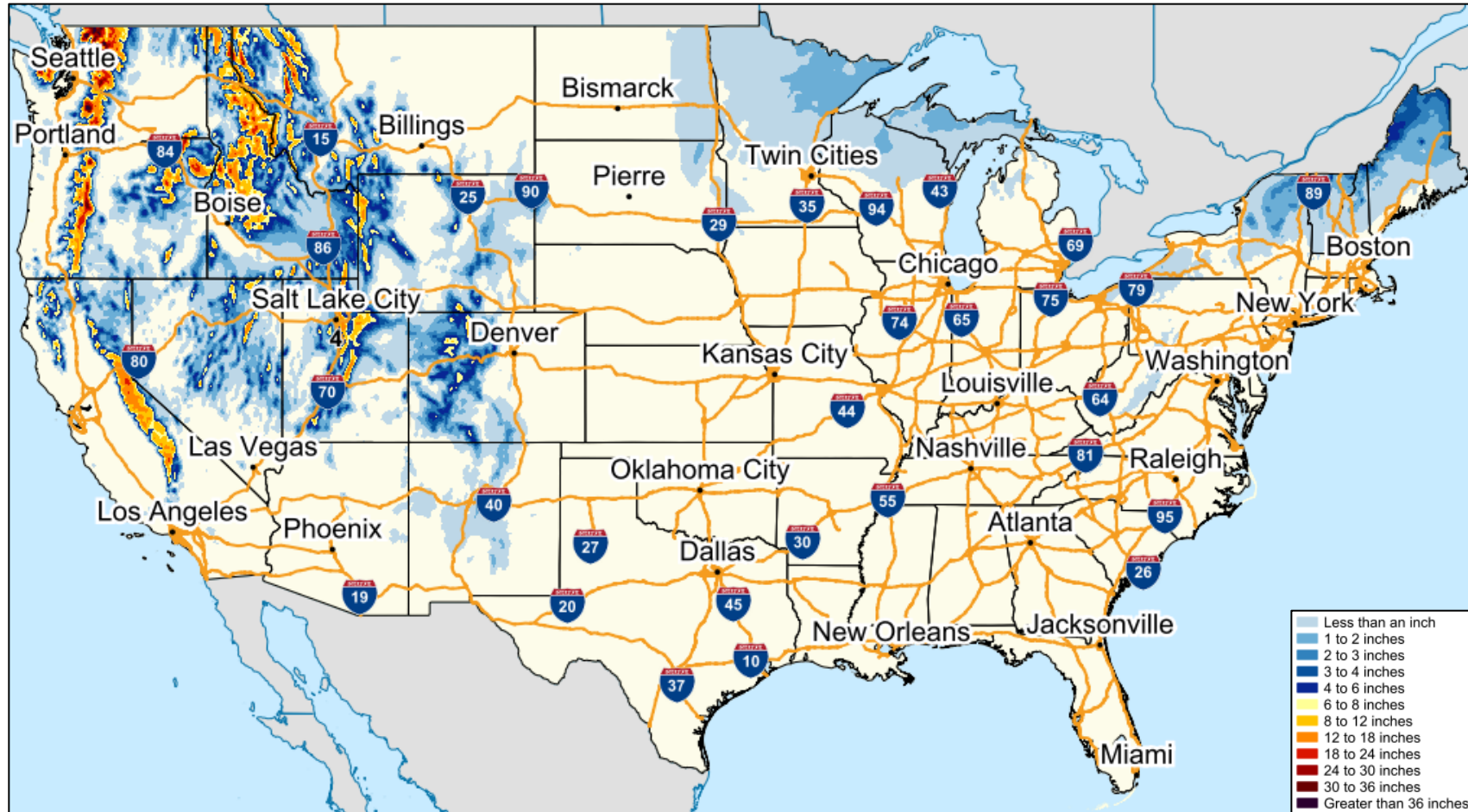
National Weather Forecast



FEMA

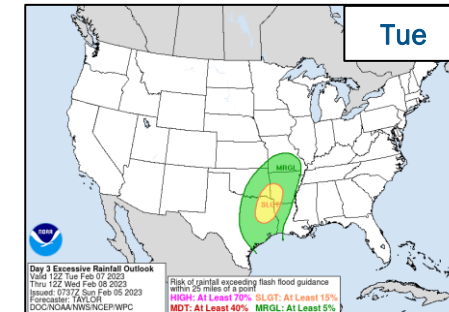
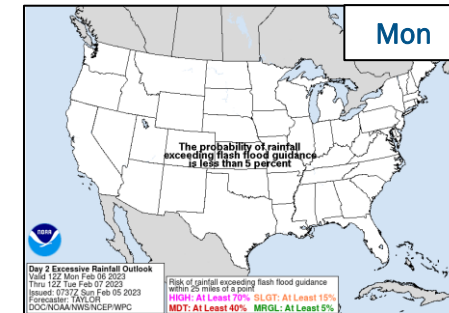
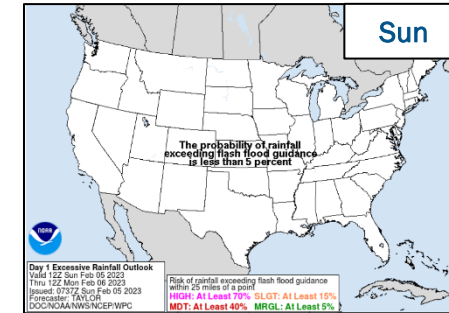
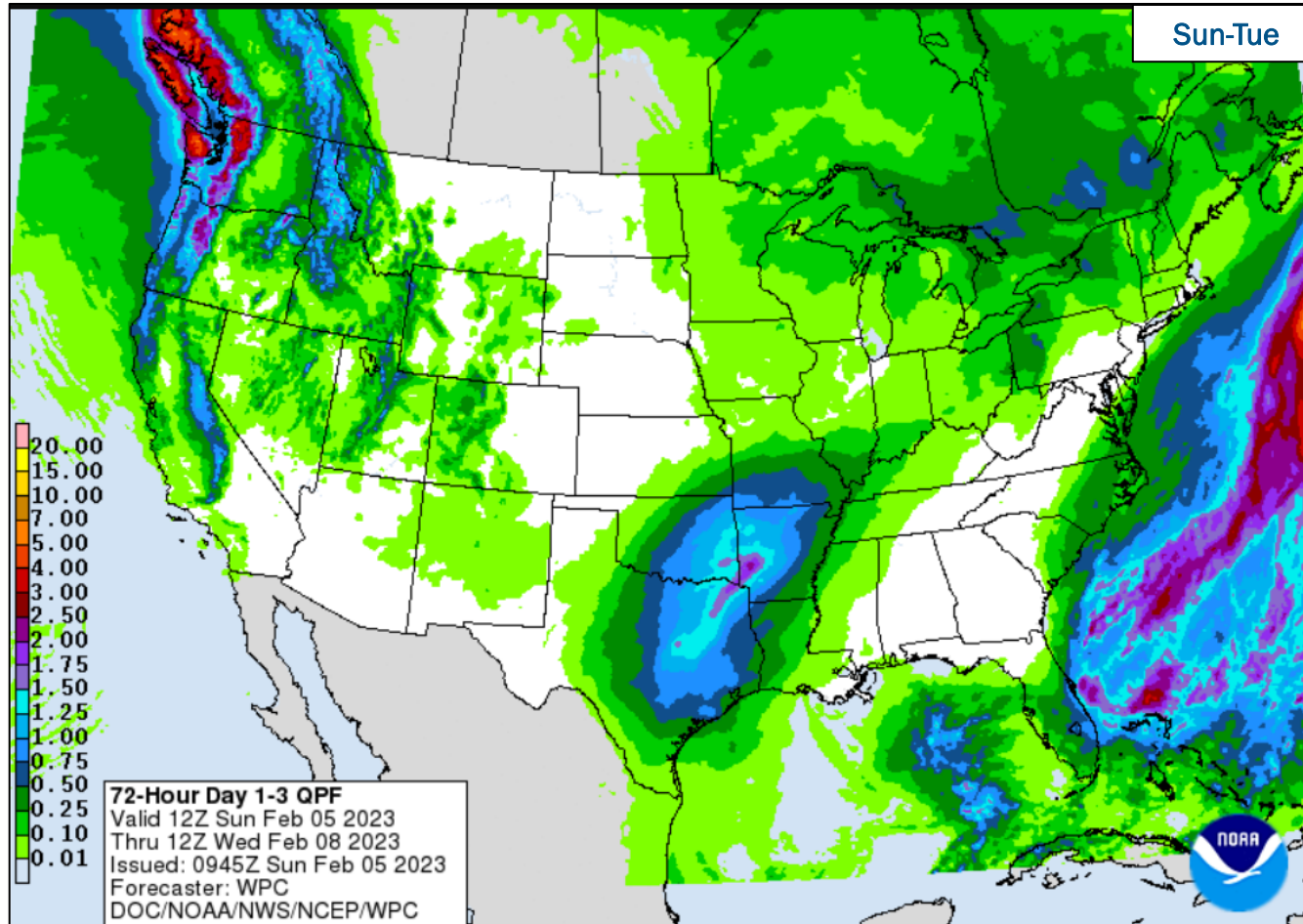
National Watch Center

Snowfall Forecast



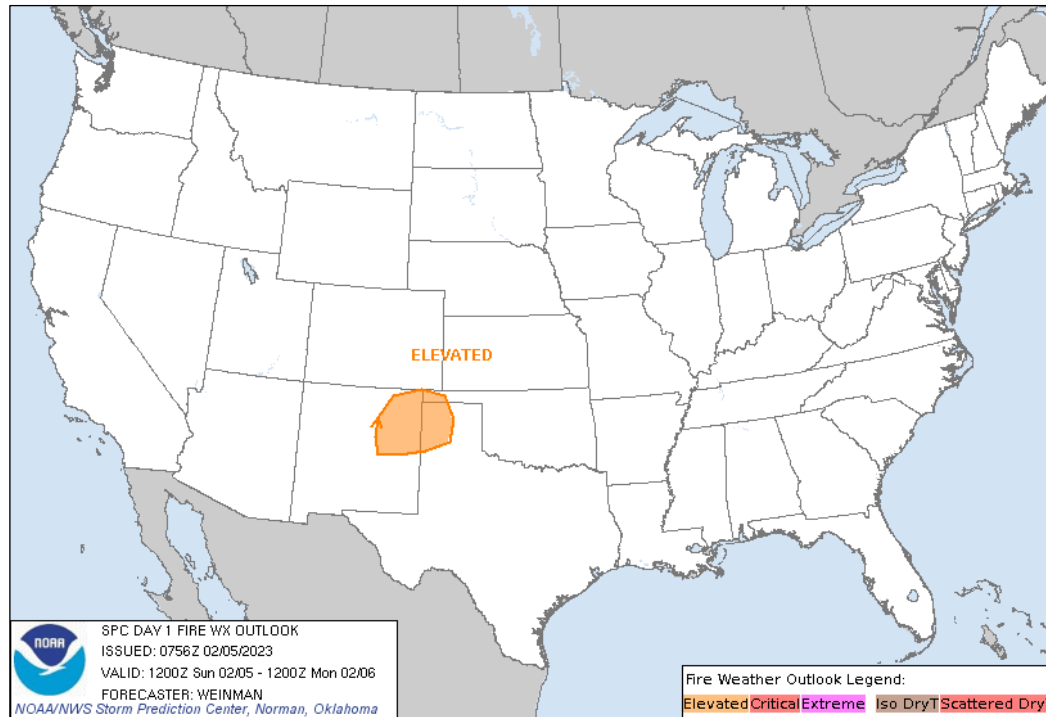
FEMA

Precipitation & Excessive Rainfall

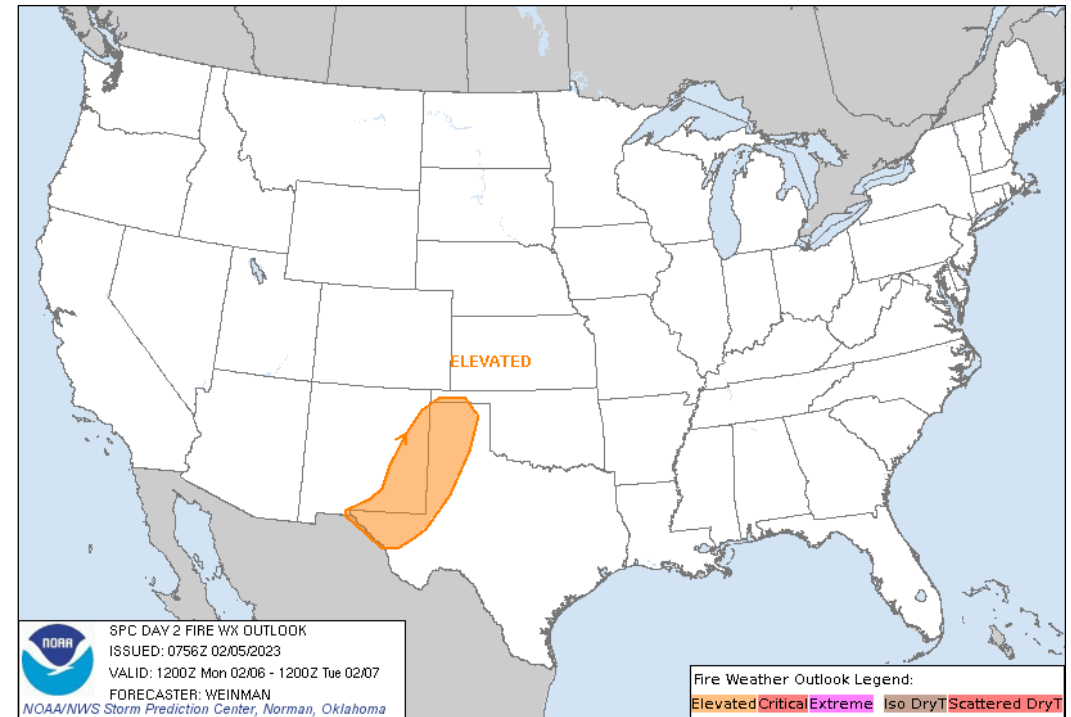


FEMA

Fire Weather Outlook



Today



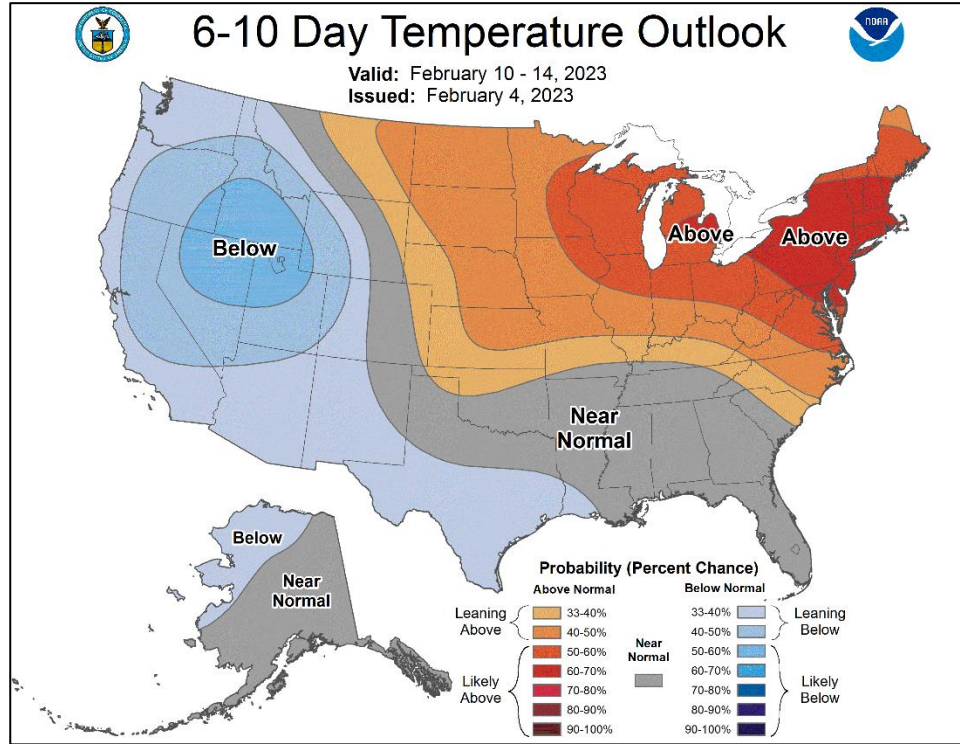
Tomorrow



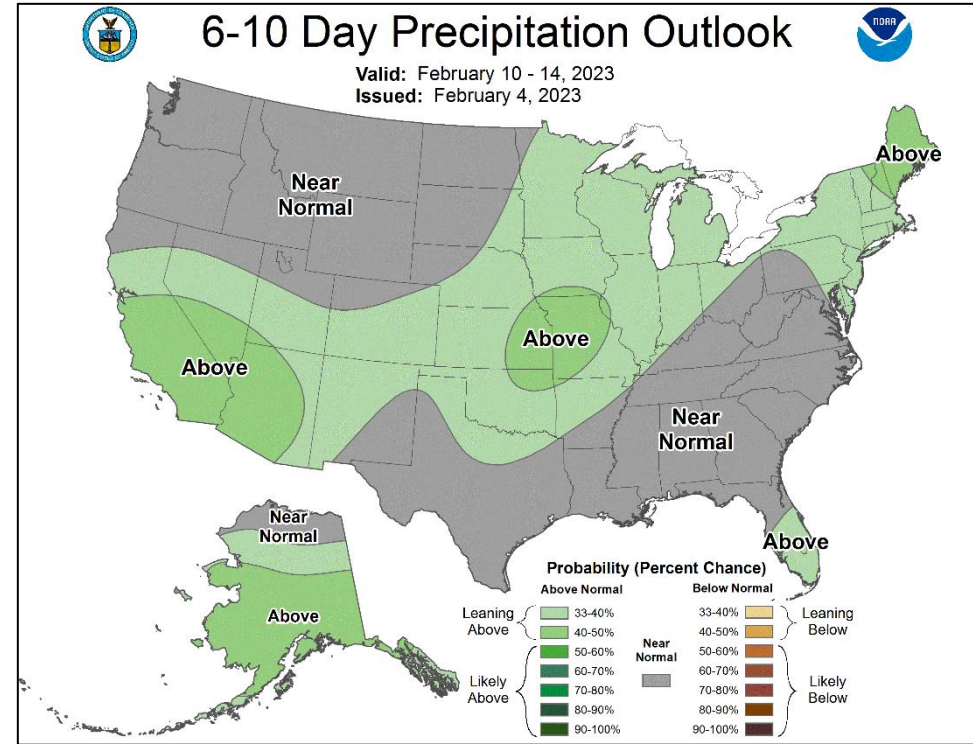
FEMA

National Watch Center

Long Range Outlooks – Feb 10-14



6-10 Day Temperature Probability



6-10 Day Precipitation Probability





FEMA

Space Weather Outlook

	Space Weather Activity	Geomagnetic Storms	Solar Radiation	Radio Blackouts
Past 24 Hours	None	None	None	None
Next 24 Hours	None	None	None	None

For further information on NOAA Space Weather Scales refer to: <http://www.swpc.noaa.gov/noaa-scales-explanation>
 For further information on Sunspot Activity refer to: <https://www.swpc.noaa.gov/phenomena/sunspotssolar-cycle>



FEMA

FEMA Common Operating Picture

12
Joint Field
Offices

9
Virtual Joint
Field Offices

52
Major
Disasters

10
Emergency
Declarations

Sunday
February 5, 2023
8:30 a.m. ET

FEMA HQ		
NWC	NRCC	
Monitoring	Rostered	
FEMA REGIONS		
Watch	RRCC	
Monitoring	I	Rostered
Monitoring	II	Rostered
Monitoring	III	Rostered
Monitoring	IV	Rostered
Monitoring	V	Rostered
Monitoring	VI	Rostered
Monitoring	VII	Rostered
Monitoring	VIII	Rostered
Monitoring	IX	Rostered
Monitoring	X	Rostered
Notes:		
RWCs/RRCCs:	STATE EOCs:	
	<ul style="list-style-type: none"> PR: TC Fiona TN/TX/WA/NI/MS: Winter Weather AL/GA: Severe Weather FL: TC Ian IL: SW Border Bus Rec & Coord CA/NM: Flooding NM: Wildfires CO: Avian Influenza, Public Health Support and Suncor Refinery AZ/CO: SW Border Coordination AS/CA: Seismic Activity OR: RSV, Influenza Surge, and Homeless State of Emergency WA: European Green Crabs and Flu & RSV Season 	
Surge Capacity Force		
Rostered	Deployed	
7,626	0	

N-IMATs	
2-4 Teams Available	
Red	CA
White	Reconstituting
Blue	
Gold	
R-IMATs	
≥ 7 Teams Available	
I	1
II	
III	
IV-1	FL
IV-2	AL
V	GA
VI-1	Personnel
VI-2	
VII	
VIII	
IX-1	CA
IX-2	CA
X	Personnel

REGIONAL BREAKDOWN			
	JFO/VJFO	DR	EM
I	2/0	5	0
II	2/3	5	4
III	0/0	3	0
IV	2/1	10	3
V	2/0	4	0
VI	1/1	2	3
VII	0/1	2	0
VIII	1/1	2	0
IX	0/1	7	0
X	2/1	12	0

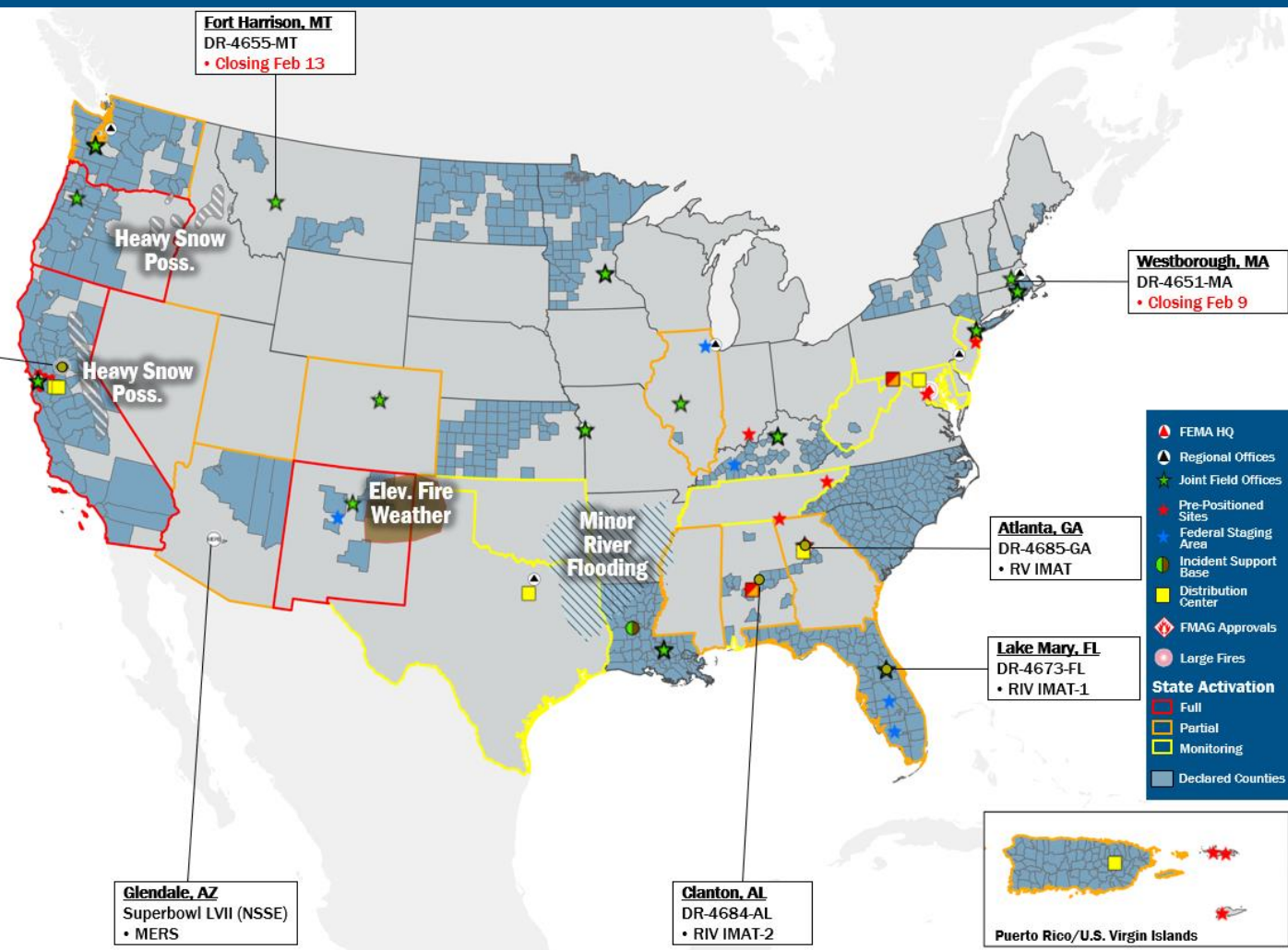
Alaska

Northern Mariana Islands

Guam

American Samoa

Sacramento, CA
DR-4683-CA
• MERS
• N-IMAT Red
• RIX IMAT-1/2



- FEMA HQ
- Regional Offices
- Joint Field Offices
- Pre-Positioned Sites
- Federal Staging Area
- Incident Support Base
- Distribution Center
- FMAG Approvals
- Large Fires
- State Activation
 - Full
 - Partial
 - Monitoring
 - Declared Counties

IM Workforce

13,325 (+1) Assigned
3,909 (+18) Unavailable
5,845 (-54) Deployed

27% / 3,571 (+37) Available

IM Cadre Availability ≤ 25% Availability

Civil Rights: 18% (22/122); Disability Integration: 9% (6/64); Environmental Planning and Historic Preservation: 21% (177/838); Field Leadership: 14% (21/146); Hazard Mitigation: 12% (149/1,238); Human Resources: 22% (35/161); Logistics: 22% (305/1,407); Operations: 17% (63/373); Public Assistance: 14% (316/2,180); Planning: 16% (78/481); Safety 17% (13/78); Security: 19% (28/145)

MERS

≥ 66%

36 Assigned
0 Unavailable
0 (-1) Deployed

36 (+1) Available

US&R

≥ 66%

28 Assigned
3 Unavailable
0 Deployed

25 Available

FCO

≤ 1 Type I

50 Assigned
3 Unavailable
46 (24 FCOR) Deployed

1 Available

Joint Preliminary Damage Assessments

Region	State / Location	Incident	IA	Number of Counties		Start - End
			PA	Requested	Complete	
I	ME	Winter Storm Dec 23-24	IA	0	0	N/A
			PA	8	1	1/9 - TBD
	NH	Winter Storm Dec 23-25	IA	0	0	N/A
			PA	8	0	1/17 - TBD
	VT	Winter Storm Dec 23	IA	0	0	N/A
			PA	9	0	1/13 - TBD
II	NY	Severe Winter Storm Dec 23	IA	0	0	N/A
			PA	2	0	1/24 - TBD
IV	TN	Severe Winter Weather Dec 22-27	IA	0	0	N/A
			PA	17	16	1/19 - TBD
X	OR	Severe Winter Storms Dec 23-31	IA	0	0	N/A
			PA	9	0	2/13 - TBD



FEMA

Declaration Requests in Process – 6

State / Tribe / Territory – Incident Description	Type	IA	PA	HM	Requested
Choctaw Nation of Oklahoma – Tornadoes	DR		X	X	Jan 3
ND – Severe Winter Storms, Snowstorm, and Straight-line Winds	DR		X	X	Jan 10
Oglala Sioux Tribe – Severe Winter Storms and Snowstorms	DR		X	X	Jan 19
Rosebud Sioux Tribe – Severe Winter Storms	DR		X	X	Jan 13
HI – Mauna Loa Volcanic Eruption	DR		X	X	Jan 20
WV – Severe Storms, Flooding, Landslides, and Mudslides (Appeal)	DR	X	X	X	Jan 27



FEMA



FEMA

Helping people before, during, and after disasters.



Scan to subscribe to this briefing.