

FEMA National Watch Center

Daily Operations Briefing

Sunday, February 4, 2024

8:30 a.m. ET



FEMA

National Current Ops / Monitoring

New Significant Incidents / Ongoing Ops

- No new significant incidents / operations

Hazard Monitoring

- Atmospheric River – California
- Heavy Snow– California to Central Great Basin, Northern Intermountain to Central Rockies
- Severe Thunderstorms – Florida

Disaster Declaration Activity

- No new declaration activity

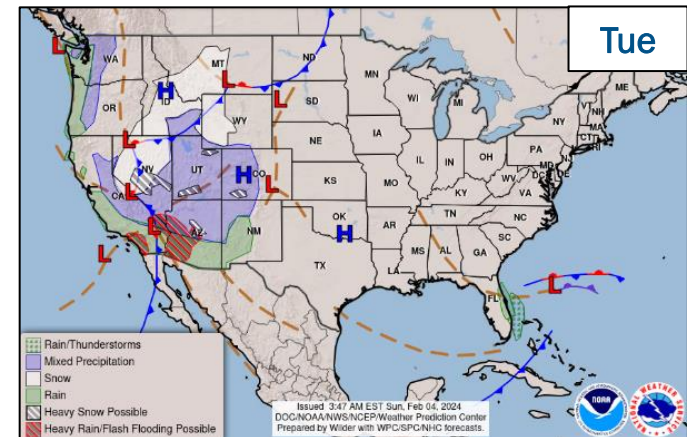
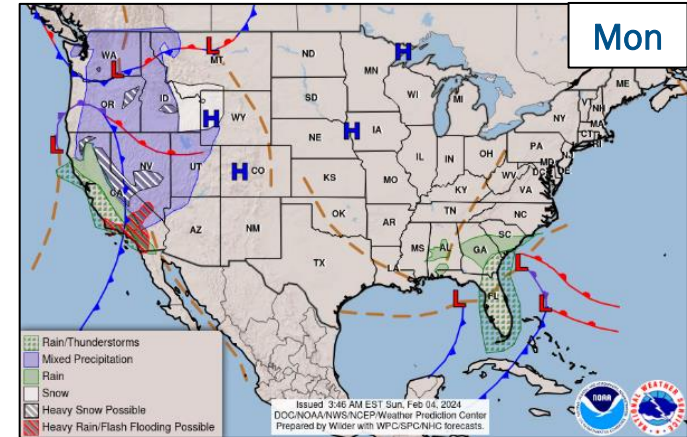
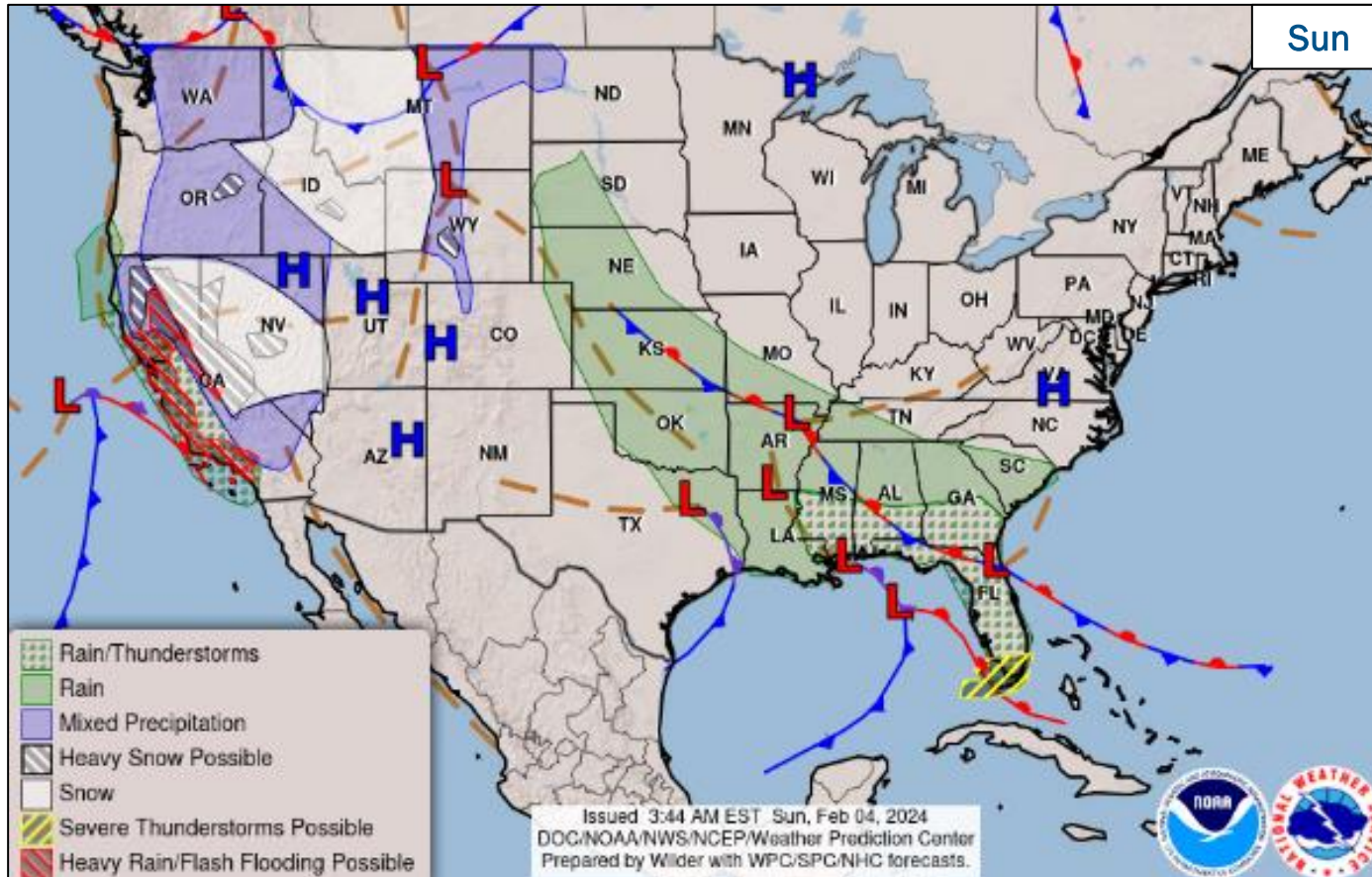
Event Monitoring

- No new significant events



FEMA

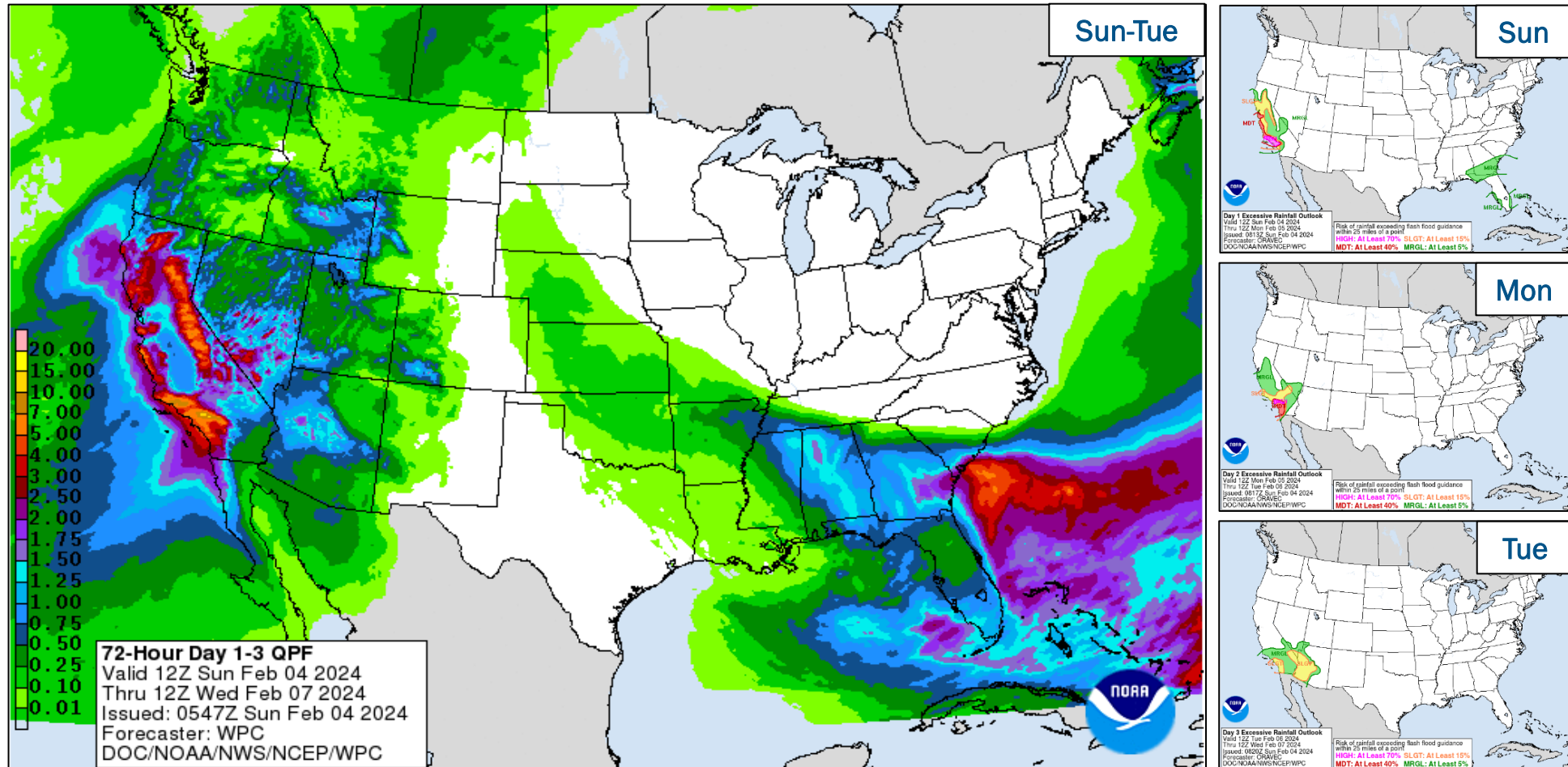
National Weather Forecast



FEMA

National Watch Center

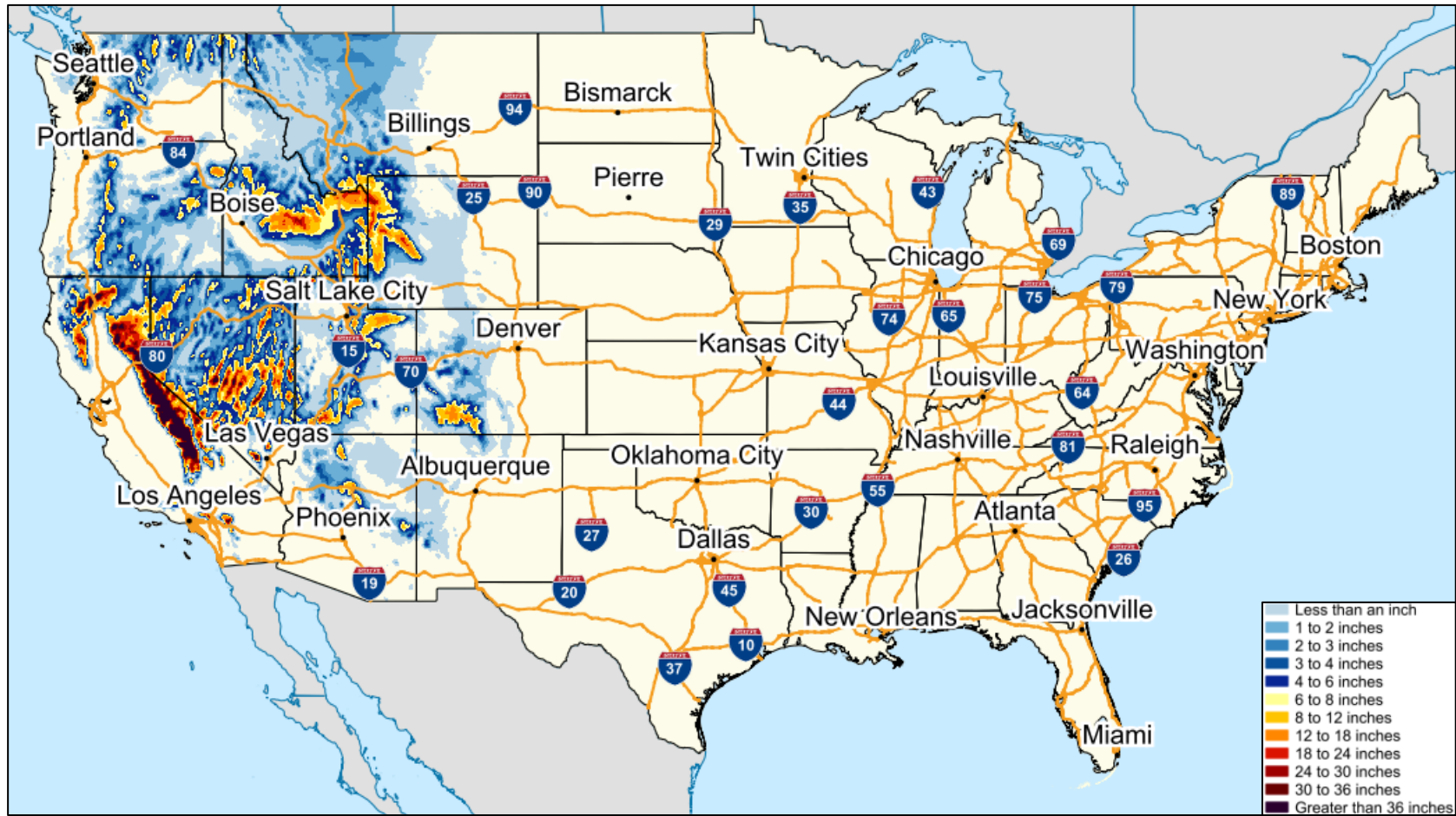
Precipitation & Excessive Rainfall



FEMA

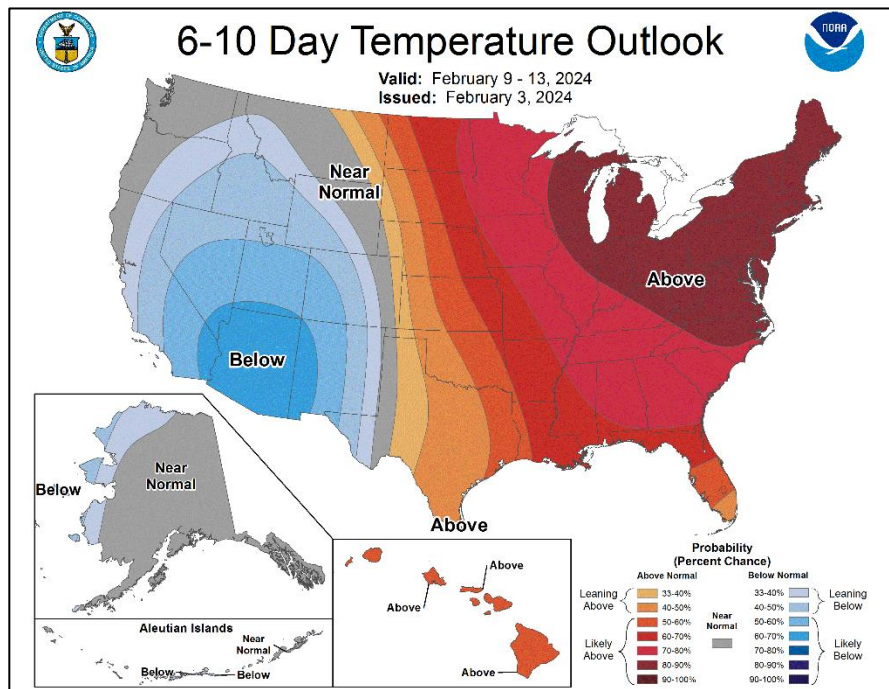
National Watch Center

Snowfall Forecast

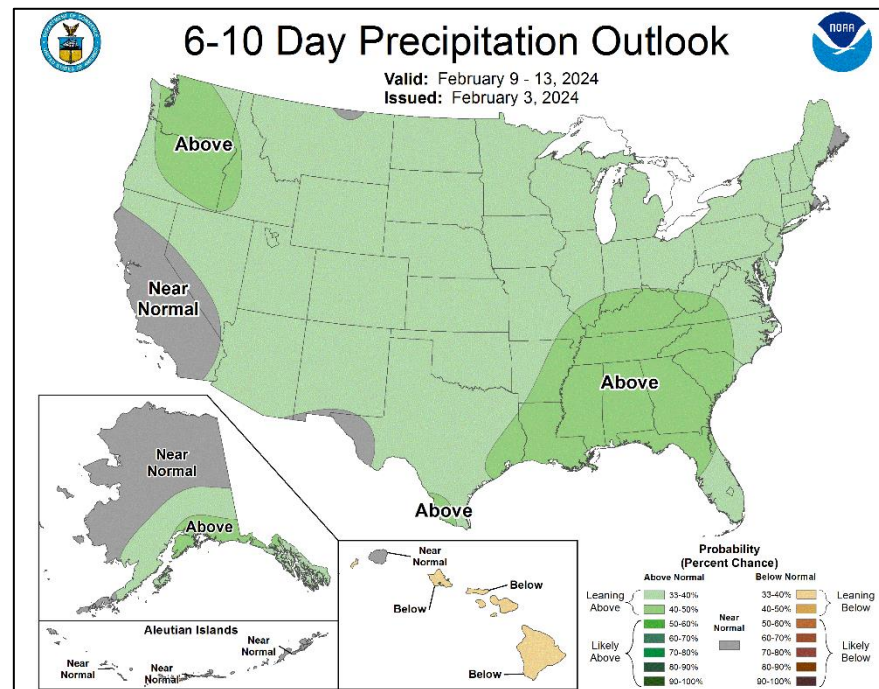


FEMA

Long Range Outlooks – Feb 9-13



6-10 Day Temperature Probability



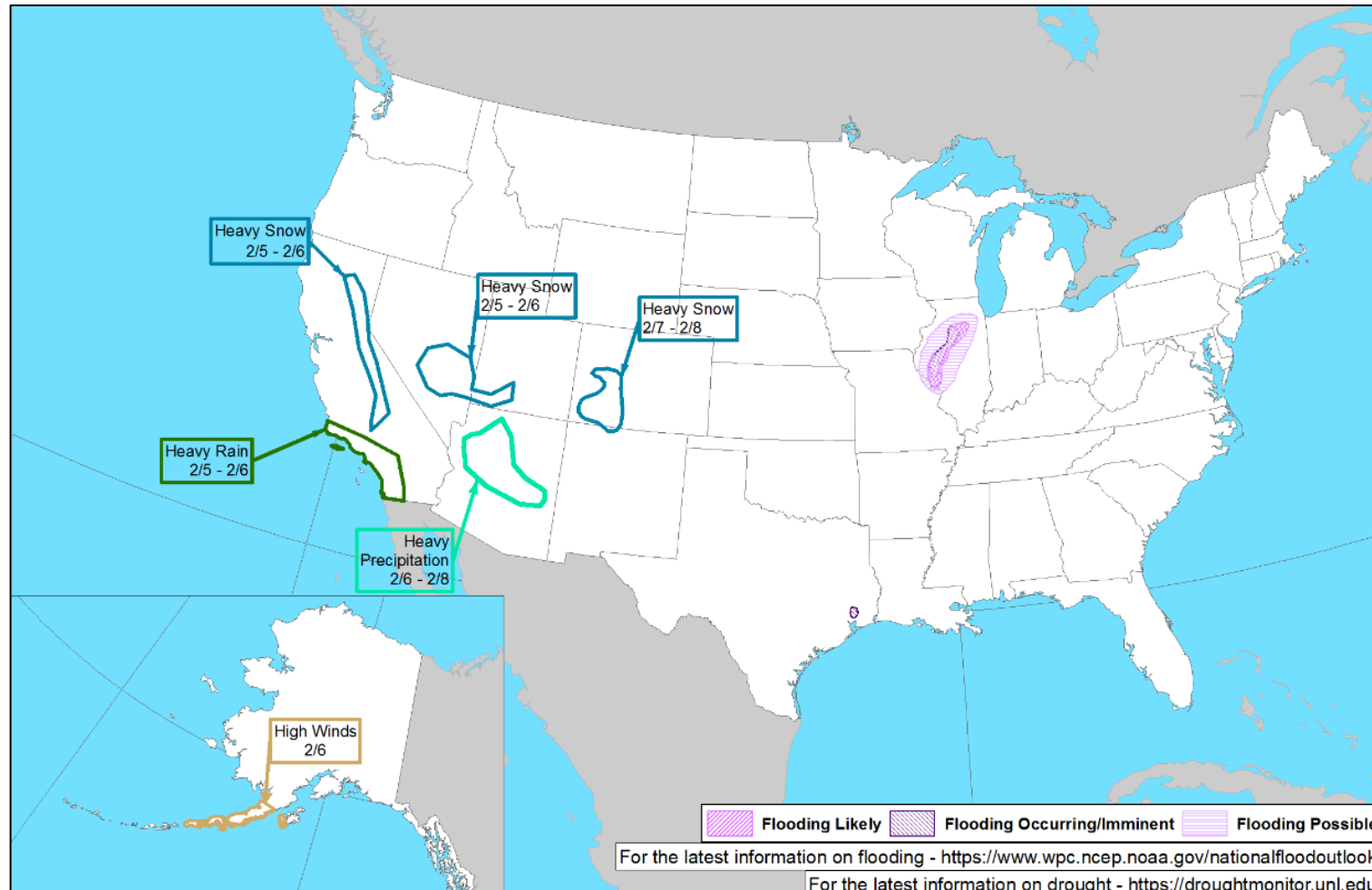
6-10 Day Precipitation Probability



FEMA

National Watch Center

Hazards Outlook – Feb 5-9


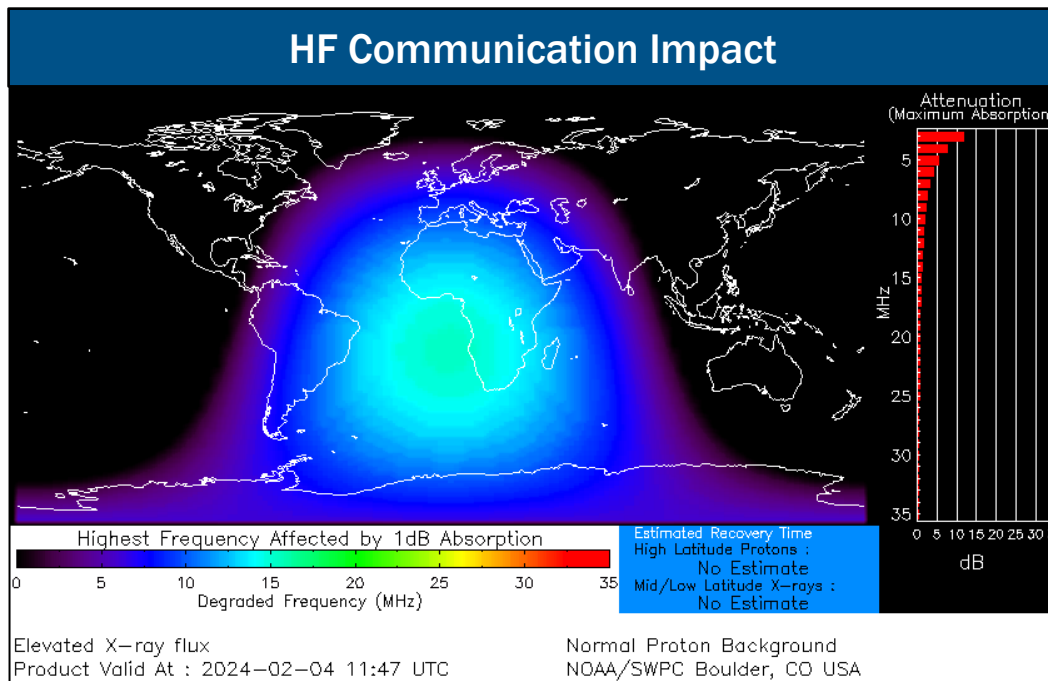


FEMA

Space Weather Outlook

Minor	Space Weather Activity	Geomagnetic Storms	Solar Radiation	Radio Blackouts
Past 24 Hours	None	None	None	None
Next 24 Hours	Minor	G1	None	R1

For further information on NOAA Space Weather Scales refer to: <http://www.swpc.noaa.gov/noaa-scales-explanation>
 For further information on Sunspot Activity refer to: <https://www.swpc.noaa.gov/phenomena/sunspotssolar-cycle>



FEMA

National Watch Center

FEMA Common Operating Picture

18 + 5 Joint Field Offices Virtual Joint Field Offices Supporting
71 + 4 Major Disasters Emergency Declarations
11 Direct Housing Missions
34 RSF-Supported Disasters

Sunday
 February 4, 2024
 8:30 a.m. ET

FEMA HQ		
NWC	NRCC	
Monitoring	Activated	
FEMA REGIONS		
Watch	RRCC	
Monitoring	I	Rostered
Monitoring	II	Rostered
Monitoring	III	Rostered
Monitoring	IV	Rostered
Monitoring	V	Rostered
Monitoring	VI	Rostered
Monitoring	VII	Rostered
Monitoring	VIII	Rostered
Monitoring	IX	Rostered
Monitoring	X	Rostered

N-IMATs	
2-5 Teams Available	
Red	
White	
Blue	
Gold	
HS	

REGIONAL BREAKDOWN			
	JFO/VJFO	DR	EM
I	4/0	11	3
II	2/1	4	0
III	0/0	1	0
IV	5/1	21	1
V	1/0	2	0
VI	1/0	1	0
VII	2/0	2	0
VIII	1/0	4	0
IX	1/1	17	0
X	1/2	8	0

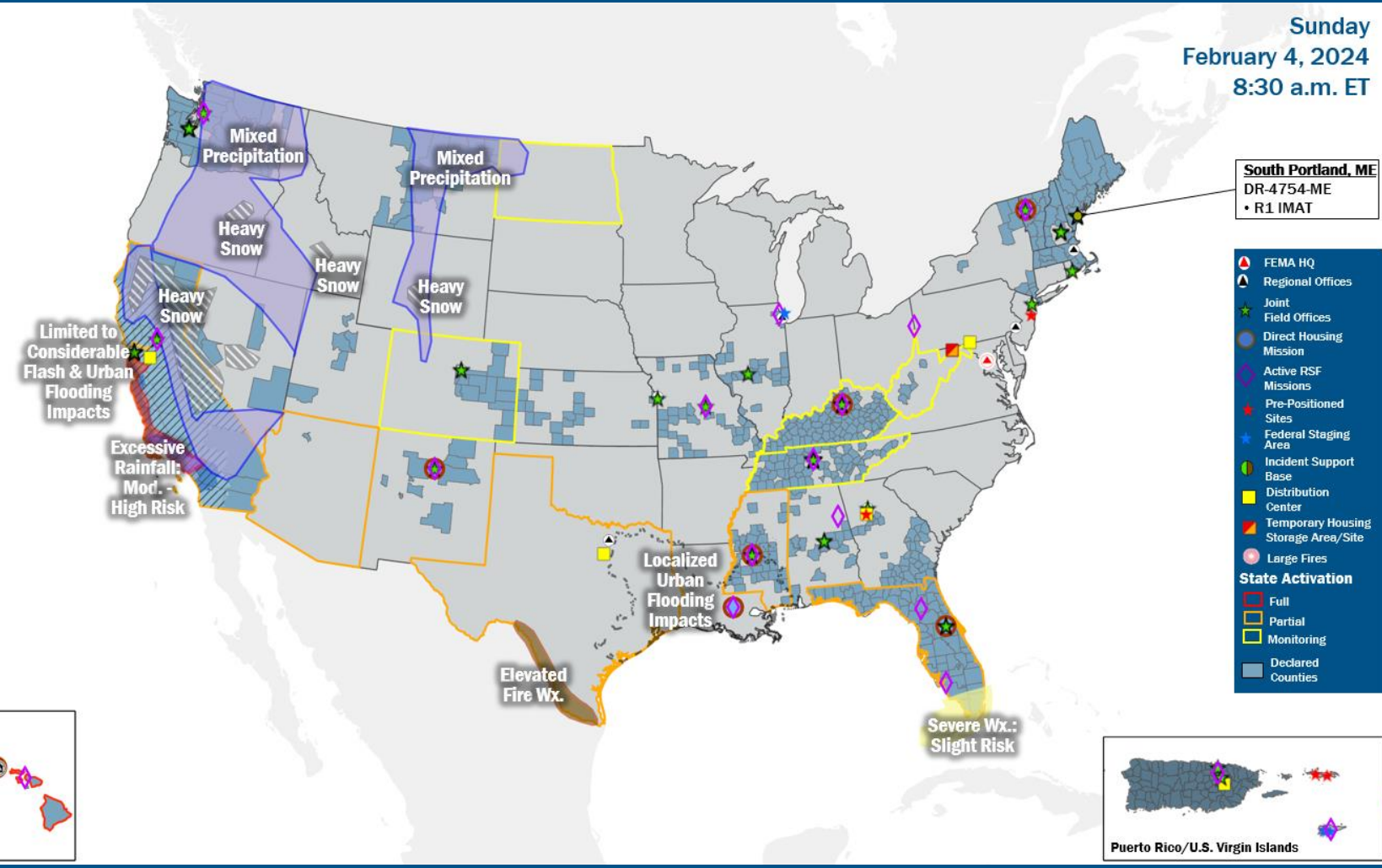
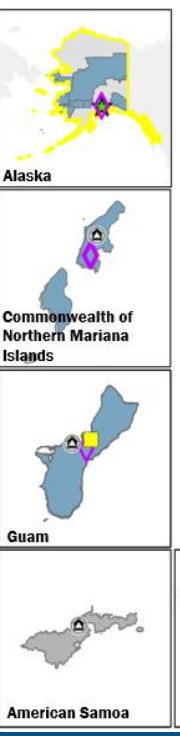
R-IMATs	
≥ 7 Teams Available	
I	ME
II	1
III	
IV-1	
IV-2	
V	
VI-1	
VI-2	
VII	
VIII	2
IX-1	Personnel
IX-2	Personnel
X	3

Notes:

RWCs/RRCCs/IMATs:	STATE EOCs:
NRCC: Sustained Ops	CA/FL/KY/MS/ND/TN/WV: Severe Weather
	FL: TC Idalia
	TX: Heavy Rain/Flash Flooding
	AZ/CO: SW Border
	HI: Wildfires
	AK: Winter Weather

Volunteer Force	
Rostered 7,636	Deployed 123
Surge Capacity Force	
Rostered 8,386	Deployed 0

Fully Mission Capable (FMC)
Partially Mission Capable (PMC)
Not Mission Capable (NMC)
Deployed



South Portland, ME
 DR-4754-ME
 • R1 IMAT

- FEMA HQ
- Regional Offices
- Joint Field Offices
- Direct Housing Mission
- Active RSF Missions
- Pre-Positioned Sites
- Federal Staging Area
- Incident Support Base
- Distribution Center
- Temporary Housing Storage Area/Site
- Large Fires

State Activation

- Full
- Partial
- Monitoring
- Declared Counties



IM Workforce

13,733 Assigned
 3,943 (+6) Unavailable
 5,295 (-50) Deployed

33% (+1) / 4,495 (+44) Available

IM Cadre Availability

7 Cadres ≤ 25% Availability

Environmental Planning and Historic Preservation: 20% (163/807);
 Field Leadership: 18% (26/146); Hazard Mitigation: 23% (284/1,217); Operations: 24% (81/331); Public Assistance: 18% (392/2,175); Planning: 20% (93/469); Safety: 22% (18/83)

MERS

> 66%

36 Assigned
 0 Unavailable
 0 Deployed

36 Available

US&R

> 66%

28 Assigned
 1 Unavailable
 0 Deployed

27 Available

FCO

≤ 1 Type I

49 Assigned
 5 Unavailable
 37 (23 FCOR) Deployed

7 Available

Joint Preliminary Damage Assessments

Region	State / Location	Incident	IA	Number of Counties		Start - End
			PA	Requested	Complete	
I	NH	Flooding Dec 17 and continuing	IA	0	0	N/A
			PA	10	0	1/2 - TBD
	ME	Flooding Jan 10-13	IA	8	3	1/23 - TBD
			PA	8	0	1/29 - TBD
	VT	Flooding Dec 17-19	IA	0	0	N/A
			PA	11	4	1/2 - TBD
	RI	Flooding Dec 17	IA	0	0	N/A
			PA	2	1	1/29 - TBD



FEMA

Declaration Requests in Process – 10

State / Tribe / Territory – Incident Description	Type	IA	PA	HM	Requested
OH – Train Derailment	DR	X	X	X	Jul 3
WA – Wildfires	DR	X	X	X	Oct 4
MI – Severe Storms, Tornadoes, and Flooding	DR	X	X	X	Oct 18
KY – Severe Storms, Tornadoes, Straight-Line Winds, and Flooding – APPEAL	DR	X			Oct 23
MA – Severe Storms and Flooding	DR	X	X	X	Dec 11
AK – Severe Storms, Flooding, and Landslides	DR	X	X	X	Jan 8
PA – Severe Storms and Flooding – APPEAL	DR		X		Jan 20
AK – Permafrost Degradation	DR		X	X	Jan 25
ND – Severe Winter Storm and Straight-Line Winds	DR		X	X	Jan 26
SC – Severe Storm and Tornadoes	DR	X			Feb 2



FEMA



FEMA

Helping people before, during, and after disasters.



Scan to subscribe to this briefing.