

FEMA National Watch Center

Daily Operations Briefing

Monday, February 3, 2025

8:30 a.m. ET



FEMA

National Current Ops / Monitoring

New Significant Incidents / Ongoing Ops

- No new significant incidents / operations

Hazard Monitoring

- Heavy Snow – Cascades to the Northern Rockies
- Flash Flooding / Excessive Rainfall – northern California

Disaster Declaration Activity

- No new declaration activity

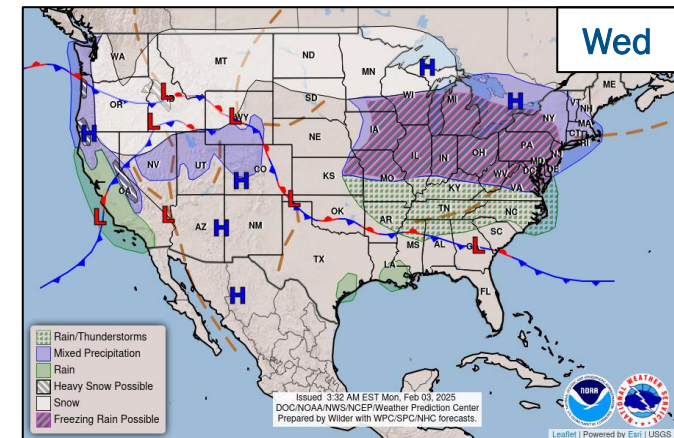
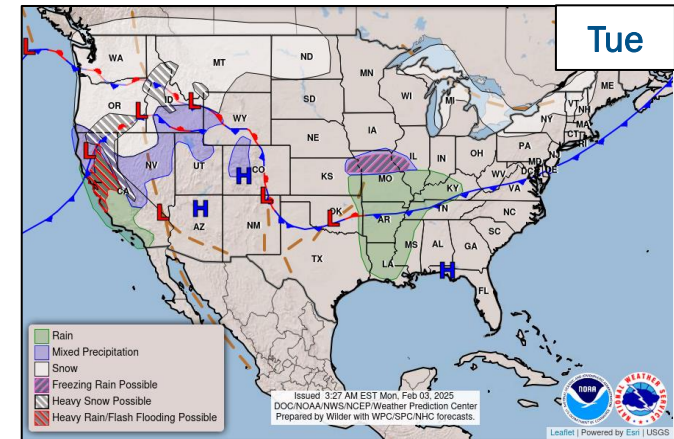
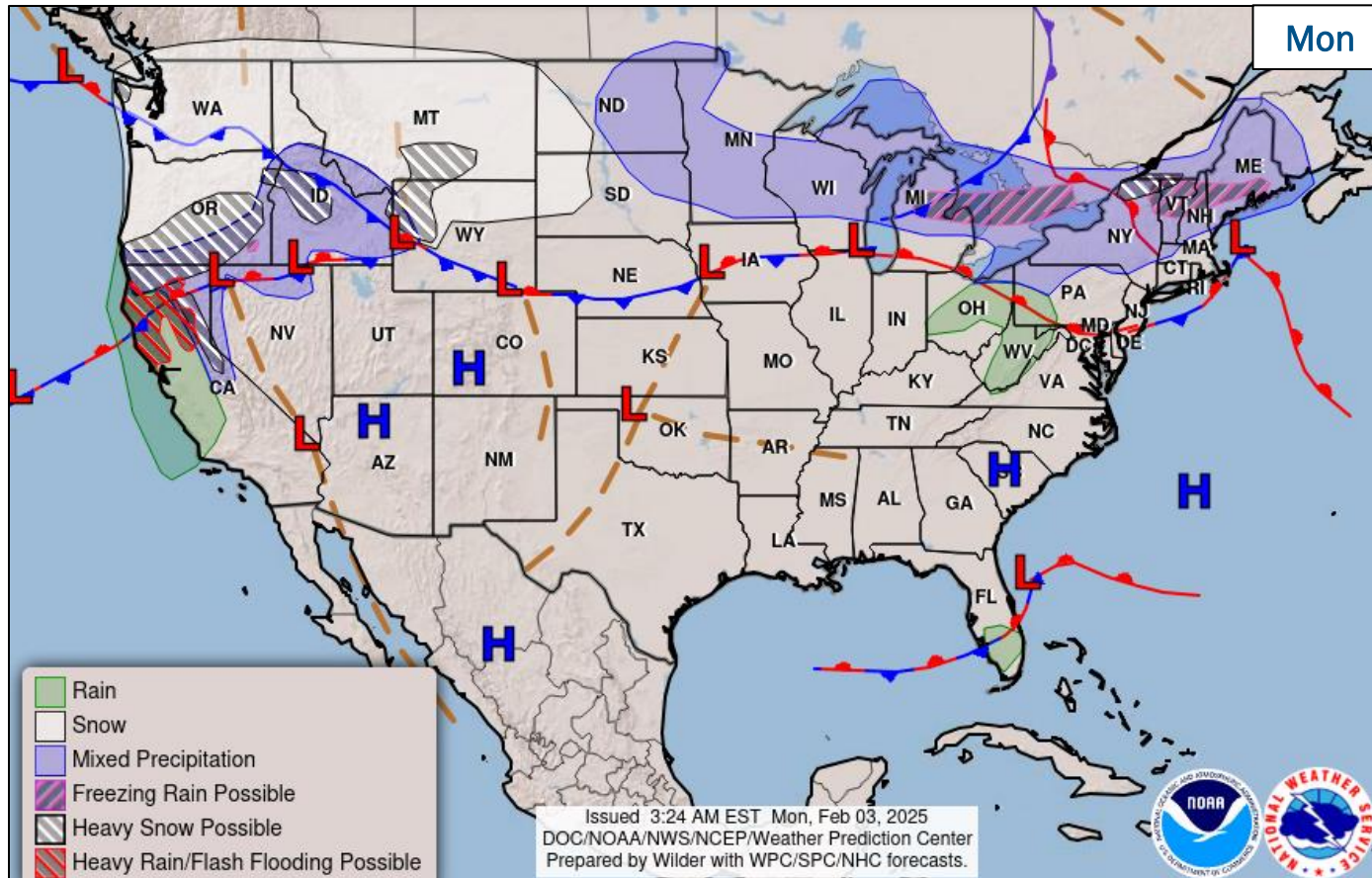
Event Monitoring

- No significant events



FEMA

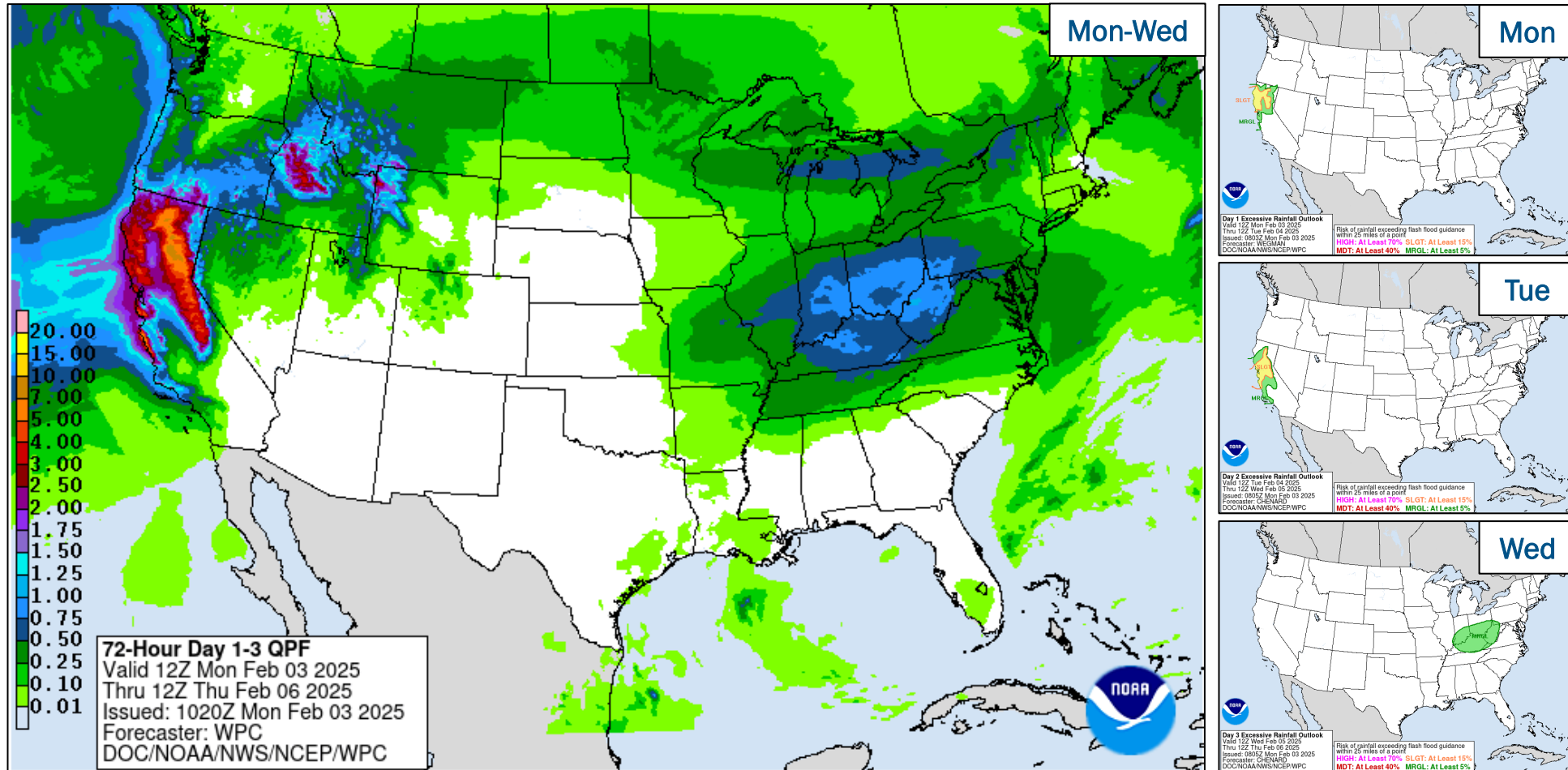
National Weather Forecast



FEMA

National Watch Center

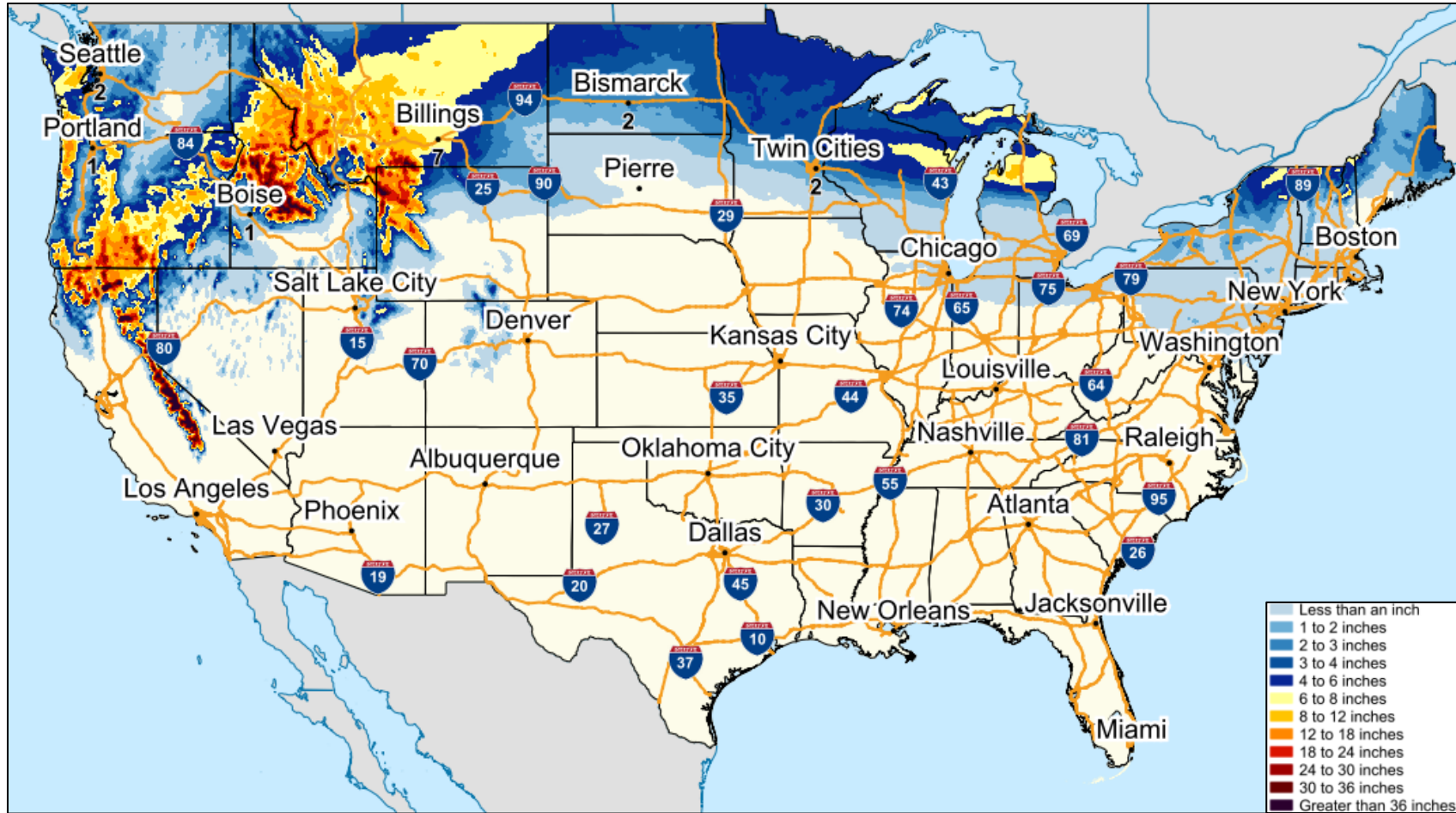
Precipitation & Excessive Rainfall



FEMA

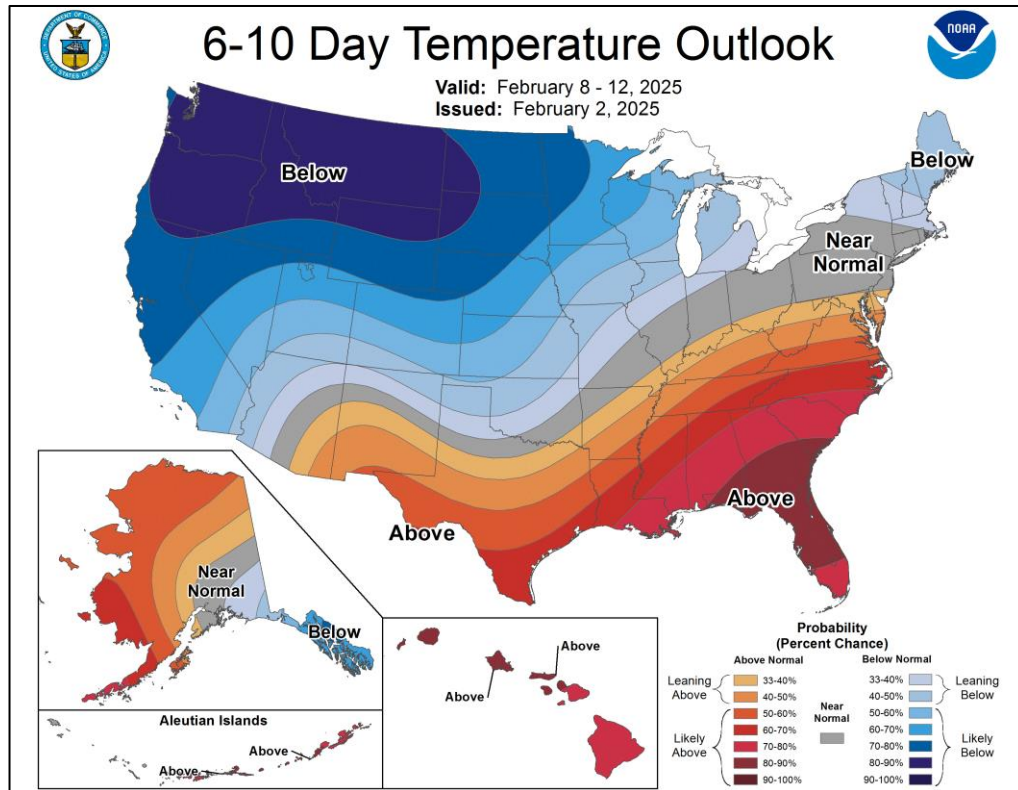
National Watch Center

Snowfall Forecast

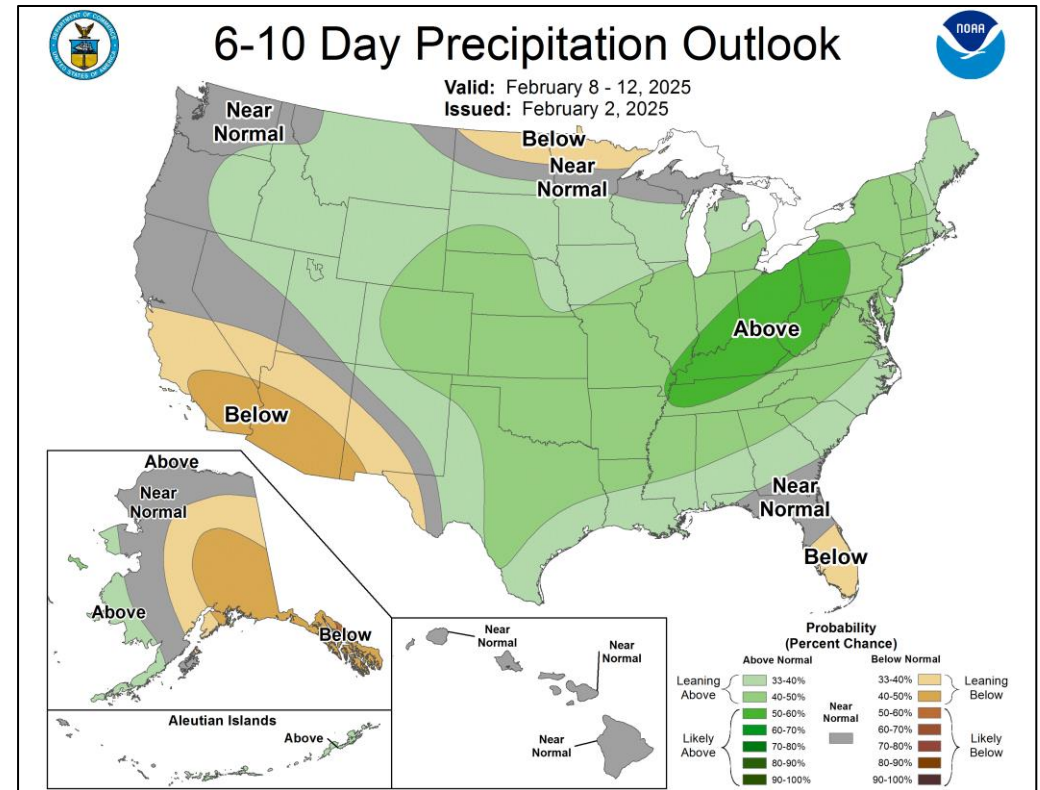


FEMA

Long Range Outlooks – Feb 8-12



6-10 Day Temperature Probability



6-10 Day Precipitation Probability


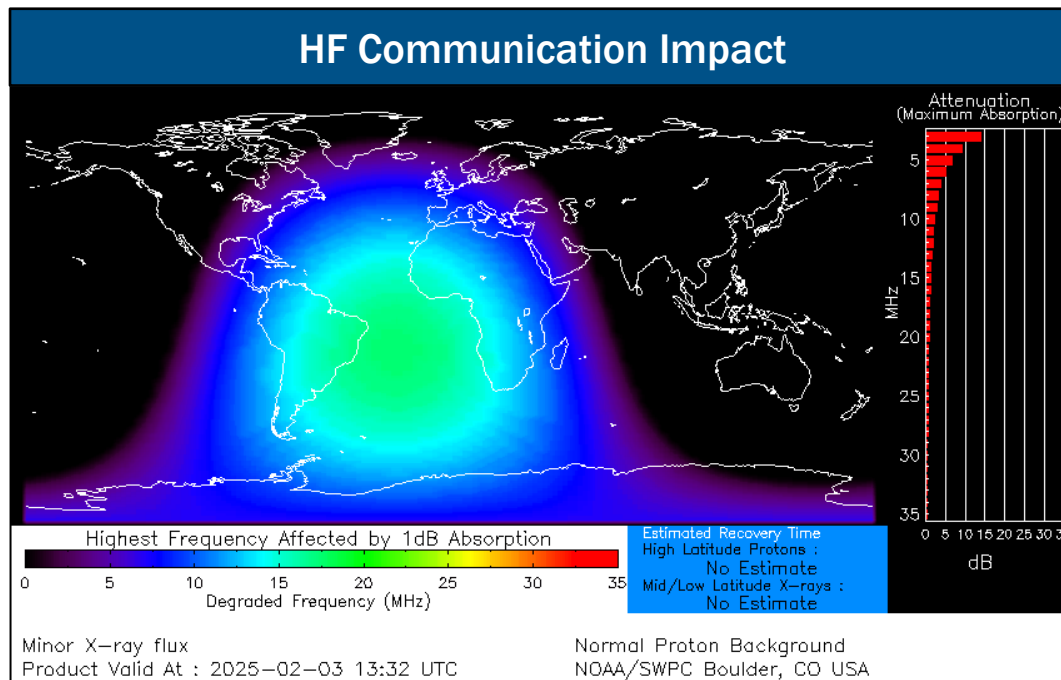


FEMA

Space Weather Outlook

Minor	Space Weather Activity	Geomagnetic Storms	Solar Radiation	Radio Blackouts
Past 24 Hours	Moderate	None	None	R2
Next 24 Hours	Moderate	None	None	R2

For further information on NOAA Space Weather Scales refer to: <http://www.swpc.noaa.gov/noaa-scales-explanation>
 For further information on Sunspot Activity refer to: <https://www.swpc.noaa.gov/phenomena/sunspotssolar-cycle>



FEMA

FEMA Common Operating Picture

30 + **4** Supporting **105** + **10** **16** **28** **6**
 Joint Field Offices Virtual Joint Field Offices Major Disasters Emergency Declarations Direct Housing Missions RSF-Supported Disasters Joint Recovery Offices

Monday
 February 3, 2025
 8:30 a.m. ET

FEMA HQ	
NWC	NRCC
Monitoring	Steady State
FEMA REGIONS	
Watch	RRCC
Monitoring	I Rostered
Monitoring	II Rostered
Monitoring	III Rostered
Monitoring	IV Rostered
Monitoring	V Rostered
Monitoring	VI Rostered
Monitoring	VII Rostered
Monitoring	VIII Rostered
Monitoring	IX Rostered
Monitoring	X Rostered

N-IMATs	
2-5 Teams Available	
Red	
White	NC (Sep 30)
Blue	
Gold	
HS	DC (Jan 28)

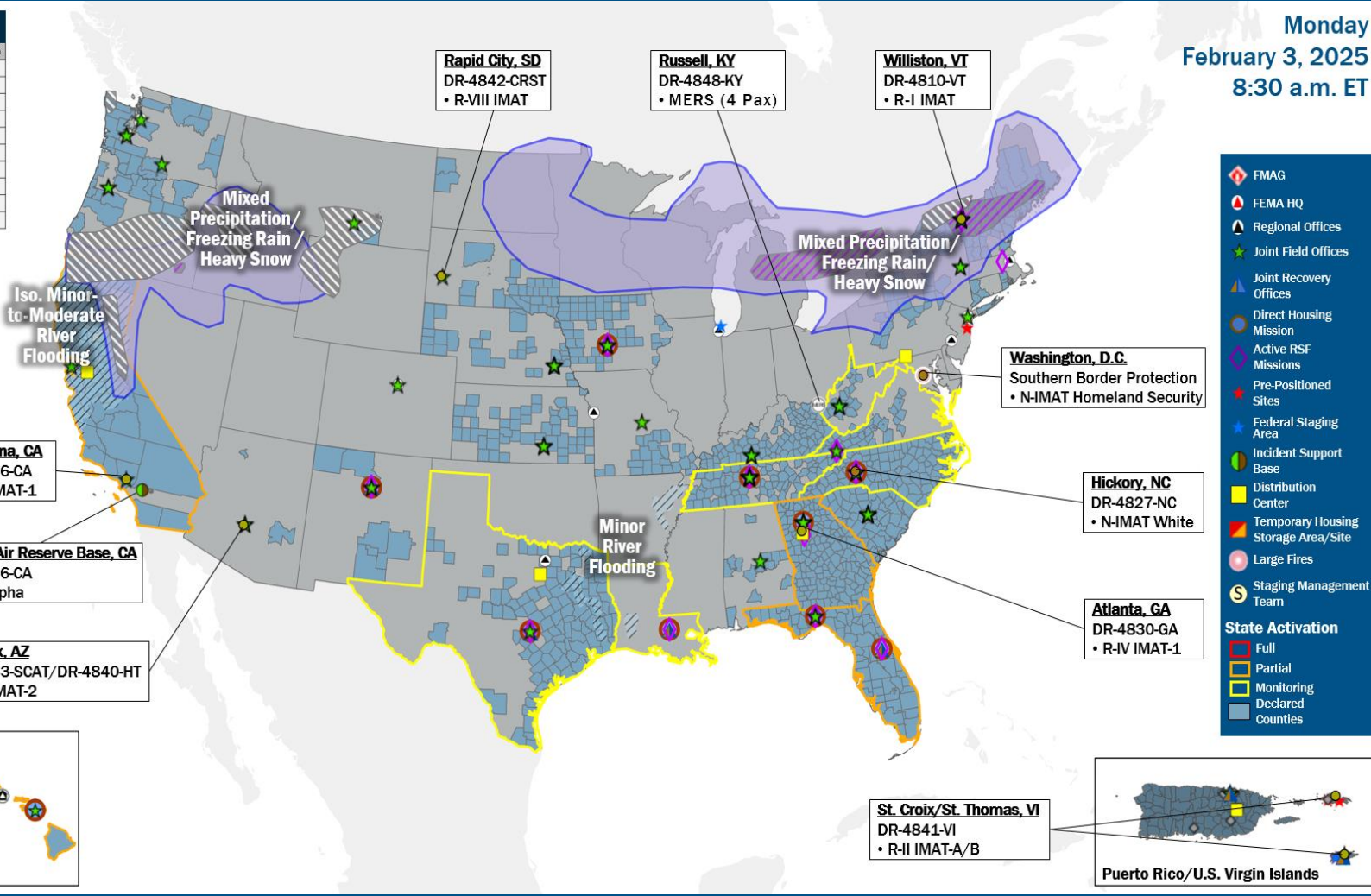

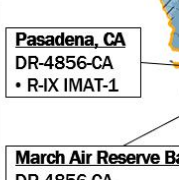
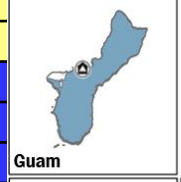
R-IMATs	
≥ 7 Teams Available	
I	VT (Jan 6)
II	USVI (Oct 30)
III	
IV-1	GA (Oct 5)
IV-2	
V	1
VI-1	2
VI-2	Personnel
VII	Personnel
VIII	SD (Nov 18)
IX-1	CA (Jan 8)
IX-2	AZ (Oct 8)
X	3

Notes:
 NRCC/RWCs/RRCCs:
 • NSTR
 State EOCs:
 • HI/CA: Wildfires
 • WV/VA/GA/TX/FL/NC/TN: Winter Weather
 • NC/VA: TC Helene
 • LA: Mardi Gras
 • VA: Aviation Incident

Volunteer Force	
Rostered	Deployed
7,860	0
Surge Capacity Force	
Rostered	Deployed
9,001	9

Fully Mission Capable (FMC)
 Partially Mission Capable (PMC)
 Not Mission Capable (NMC)
 Deployed

REGIONAL BREAKDOWN				
	JFO/VJFO	DR	EM	JRO
I	3/0	18	2	0
II	3/1	8	0	2
III	2/0	6	1	0
IV	7/0	28	7	1
V	0/0	0	0	0
VI	2/0	5	0	3
VII	4/0	14	0	0
VIII	2/1	3	0	0
IX	3/1	9	0	0
X	4/1	14	0	0



- FMAG
- FEMA HQ
- Regional Offices
- Joint Field Offices
- Joint Recovery Offices
- Direct Housing Mission
- Active RSF Missions
- Pre-Positioned Sites
- Federal Staging Area
- Incident Support Base
- Distribution Center
- Temporary Housing Storage Area/Site
- Large Fires
- Staging Management Team
- State Activation
 - Full
 - Partial
 - Monitoring
 - Declared
 - Counties

IM Workforce

14,226 Assigned
 4,488 (-26) Unavailable
 7,069 (-14) Deployed
 19% / 2,669 (+40) Available

IM Cadre Availability

16 Cadres ≤ 25% Availability

Disability Integration: 18% (7/40); External Affairs: 11% (47/444); Environmental Planning and Historic Preservation: 15% (132/866); Field Leadership: 11% (17/150); Financial Management: 22% (52/233); Hazard Mitigation: 11% (130/1,212); Human Resources: 16% (29/187); Individual Assistance: 16% (413/2,659); Interagency Recovery Coordination: 23% (78/334); Information Technology: 17% (119/711); Logistics: 10% (168/1,676); Operations: 19% (69/369); Public Assistance: 14% (313/2,308); Planning: 8% (37/467); Safety: 18% (17/94); Security: 14% (19/136)

MERS

≥ 66%

36 Assigned
 0 Unavailable
 1 Deployed
 35 Available

US&R

≥ 66%

28 Assigned
 5 Unavailable
 0 Deployed
 23 Available

FCO

≤ 1 Type I

55 Assigned
 6 Unavailable
 48 (28 FCOR) Deployed
 1 Available

Declaration Requests in Process – 7

State / Tribe / Territory – Incident Description	Type	IA	PA	HM	Requested
NY – Severe Storms, Tornadoes, Straight-line Winds, and Flooding	EM		X		Jul 20
CA – Park and Borel Fires (Appeal)	DR	X	X	X	Dec 2
OK – Severe Storms, Straight-line Winds, Tornadoes, and Flooding	DR	X		X	Dec 20
LA – Terrorist Attack	EM	X	X		Jan 2
WI – Lack of Snow (SBA) Economic Injury Loan	DR	X			Jan 13
WA – Severe Storms, Straight-line Winds, Flooding, Landslides, and Mudslides	DR		X	X	Jan 14
KY – Severe Winter Storms and Snowstorms	DR		X	X	Jan 30



FEMA



FEMA

Helping people before, during, and after disasters.



Scan to subscribe to this briefing.