

FEMA National Watch Center

Daily Operations Briefing

Friday, February 2, 2024

8:30 a.m. ET



FEMA

National Current Ops / Monitoring

New Significant Incidents / Ongoing Ops

- No new significant incidents / operations

Hazard Monitoring

- Heavy Snow – California to the Central Rockies
- Severe Thunderstorms – Texas

Disaster Declaration Activity

- No new declaration activity

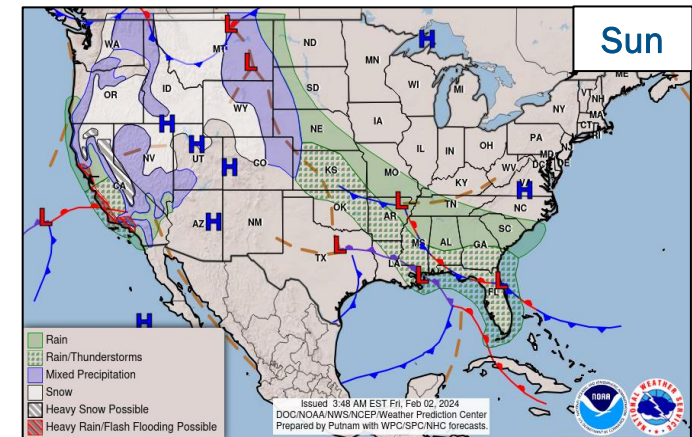
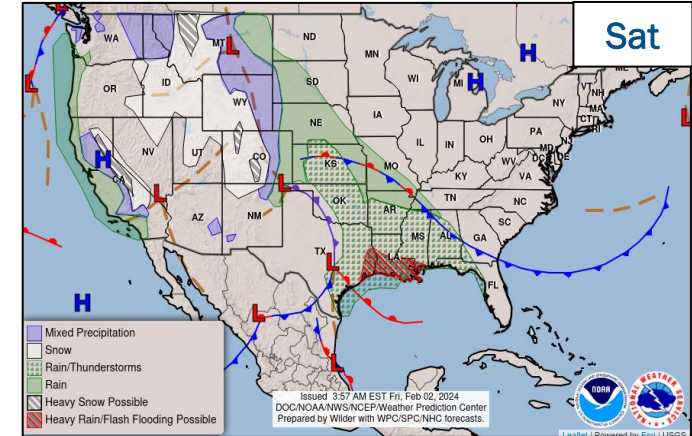
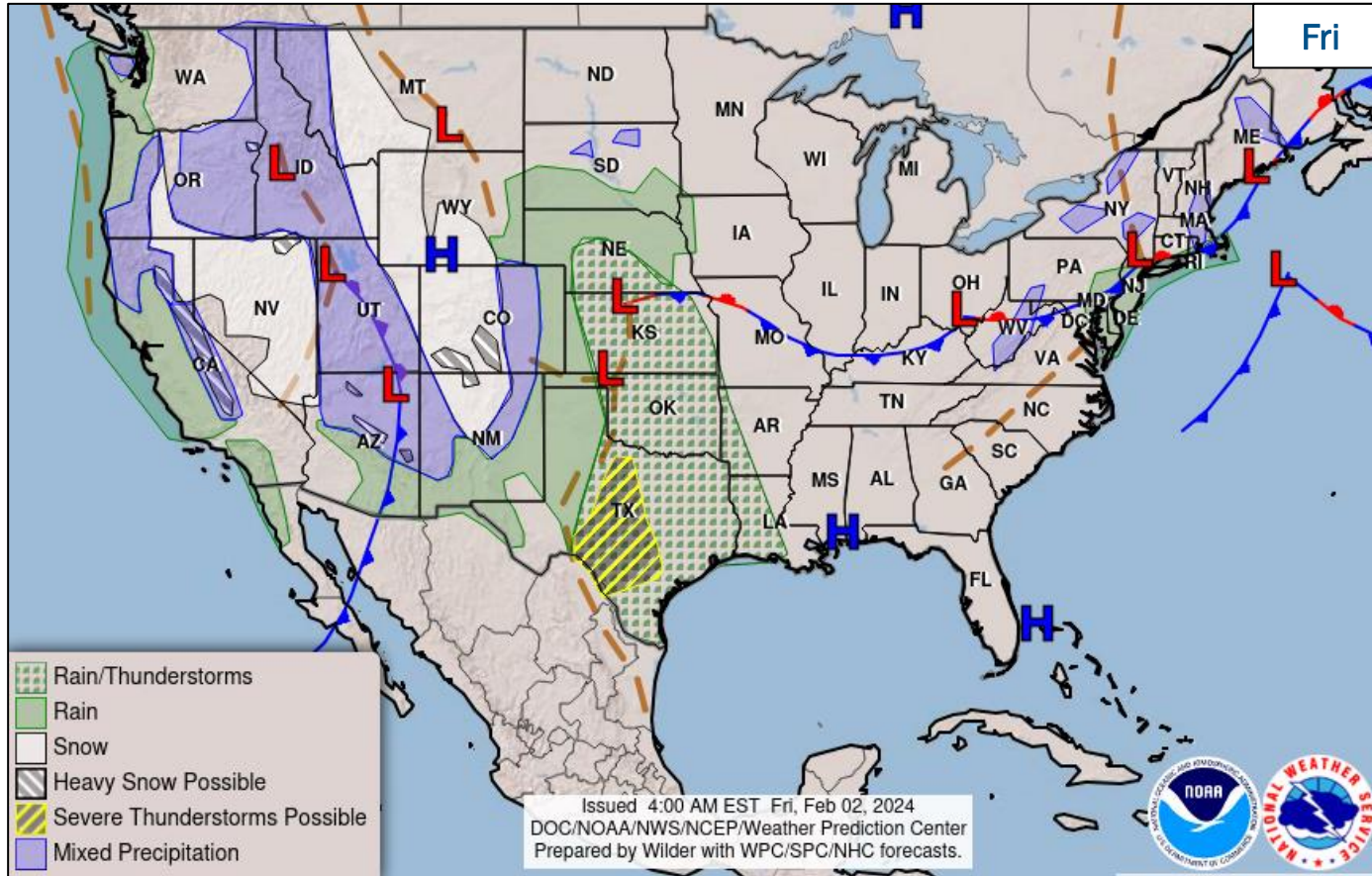
Event Monitoring

- No new significant events



FEMA

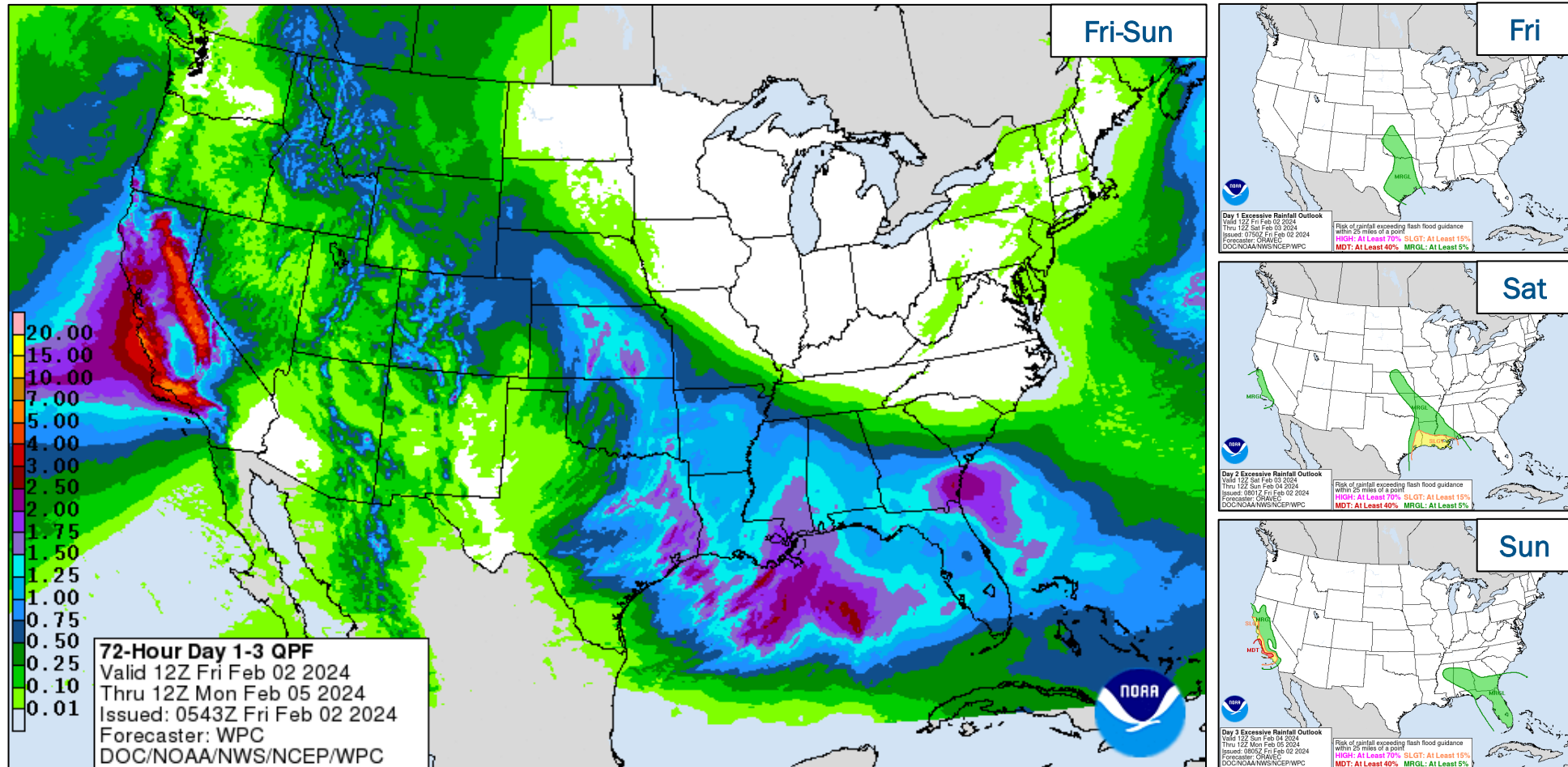
National Weather Forecast



FEMA

National Watch Center

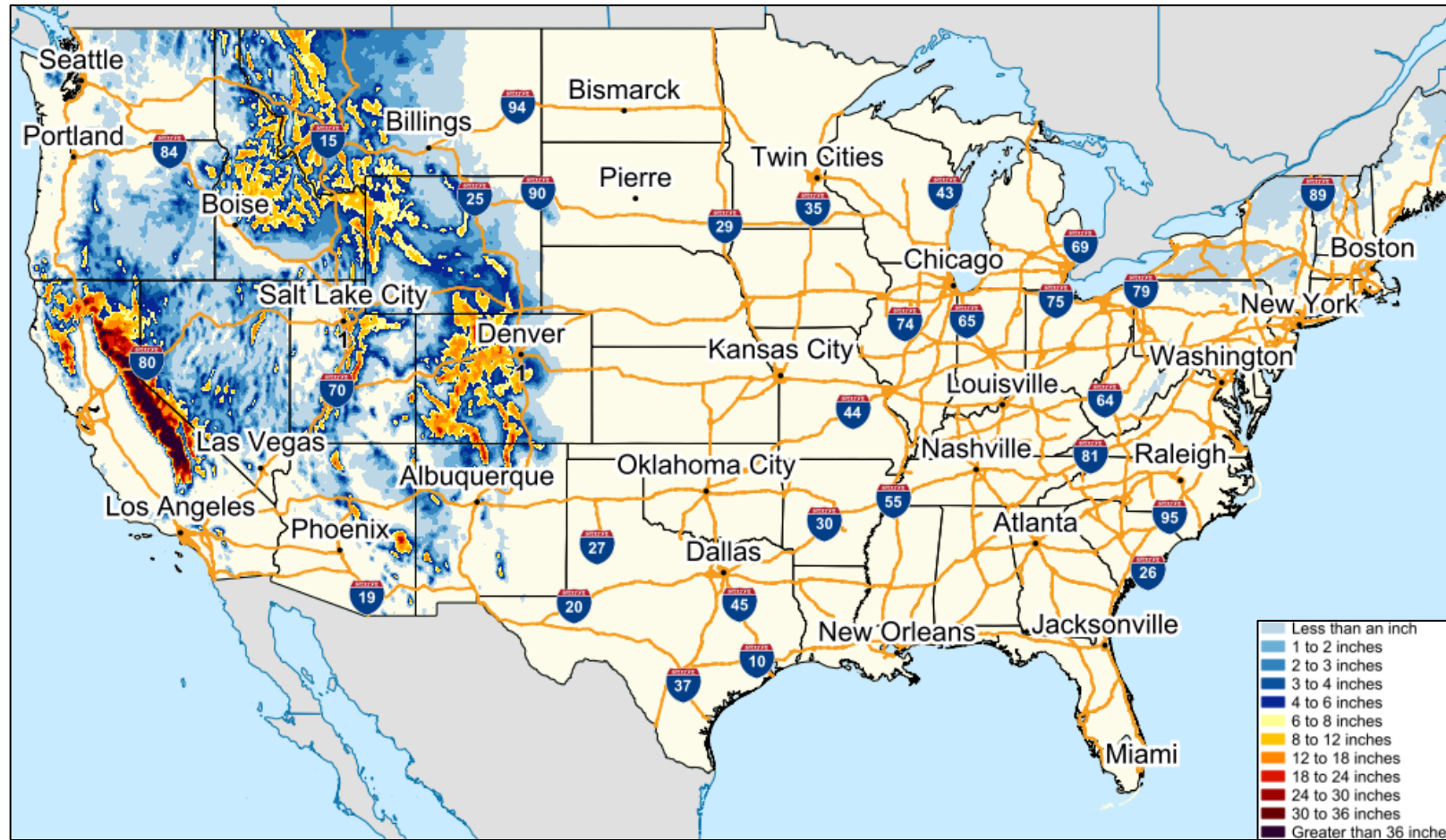
Precipitation & Excessive Rainfall



FEMA

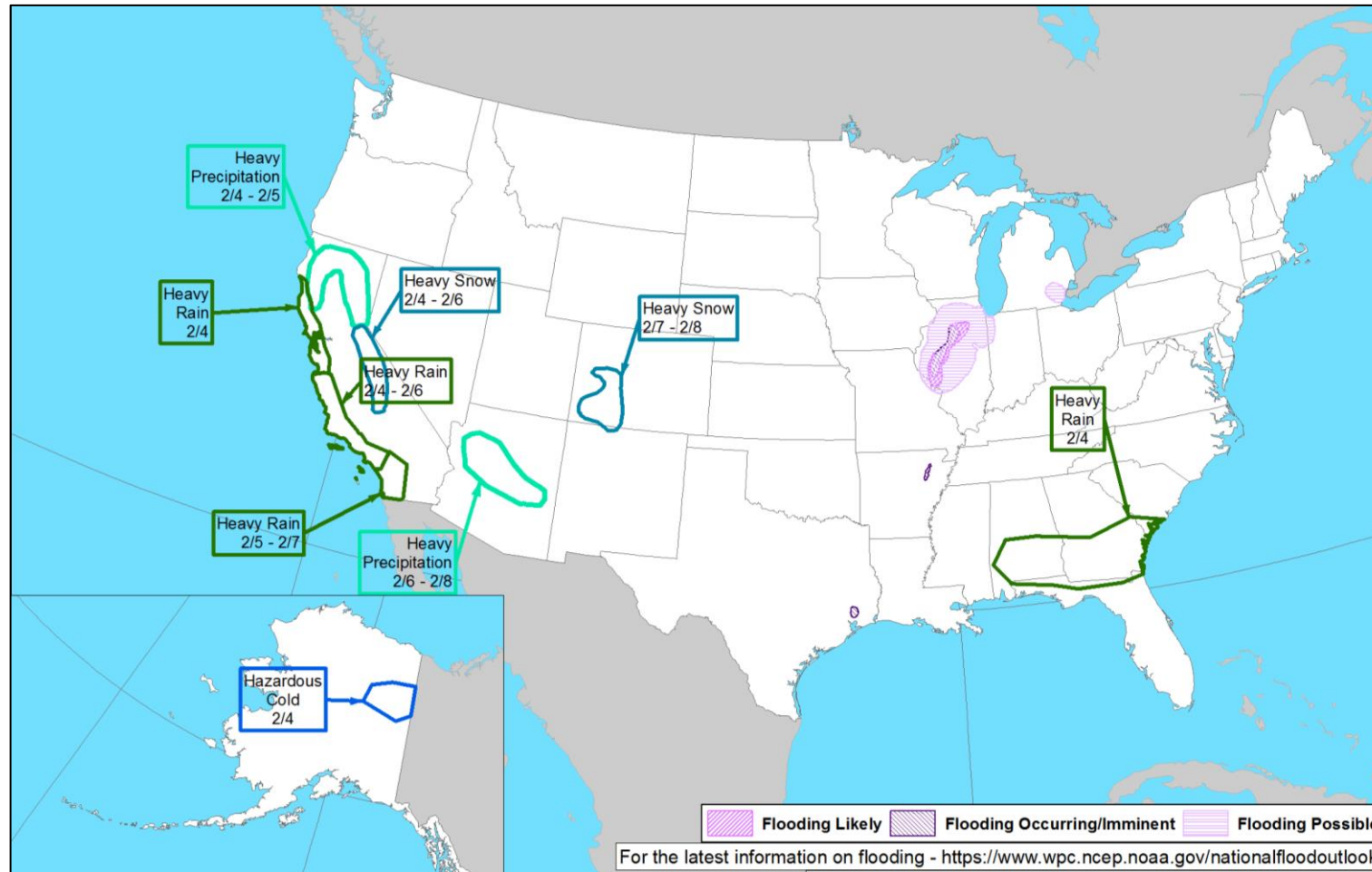
National Watch Center

Snowfall Forecast



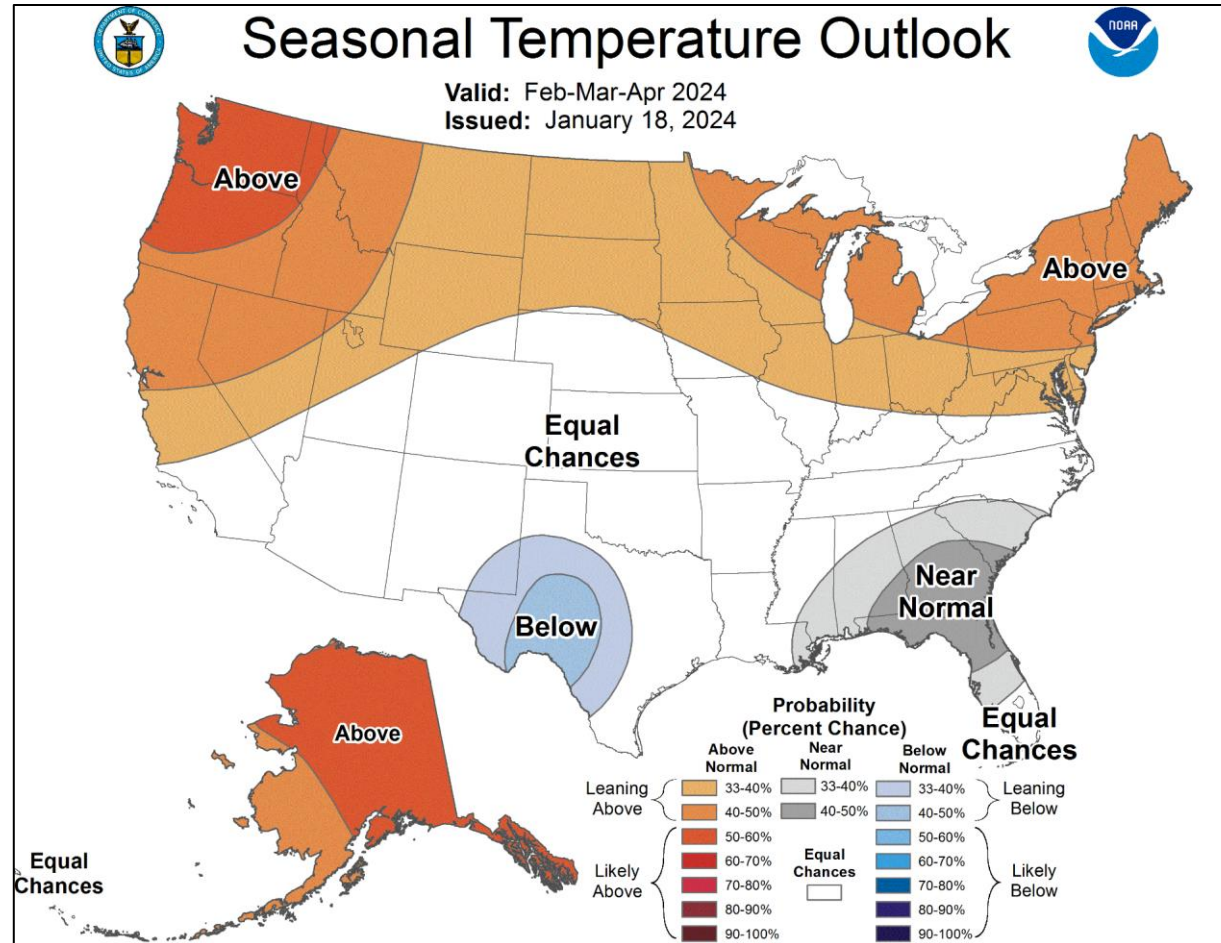
FEMA

Hazards Outlook – Feb 4-8



FEMA

Seasonal Temperature Outlook- Feb/Mar/Apr



FEMA

FEMA Common Operating Picture

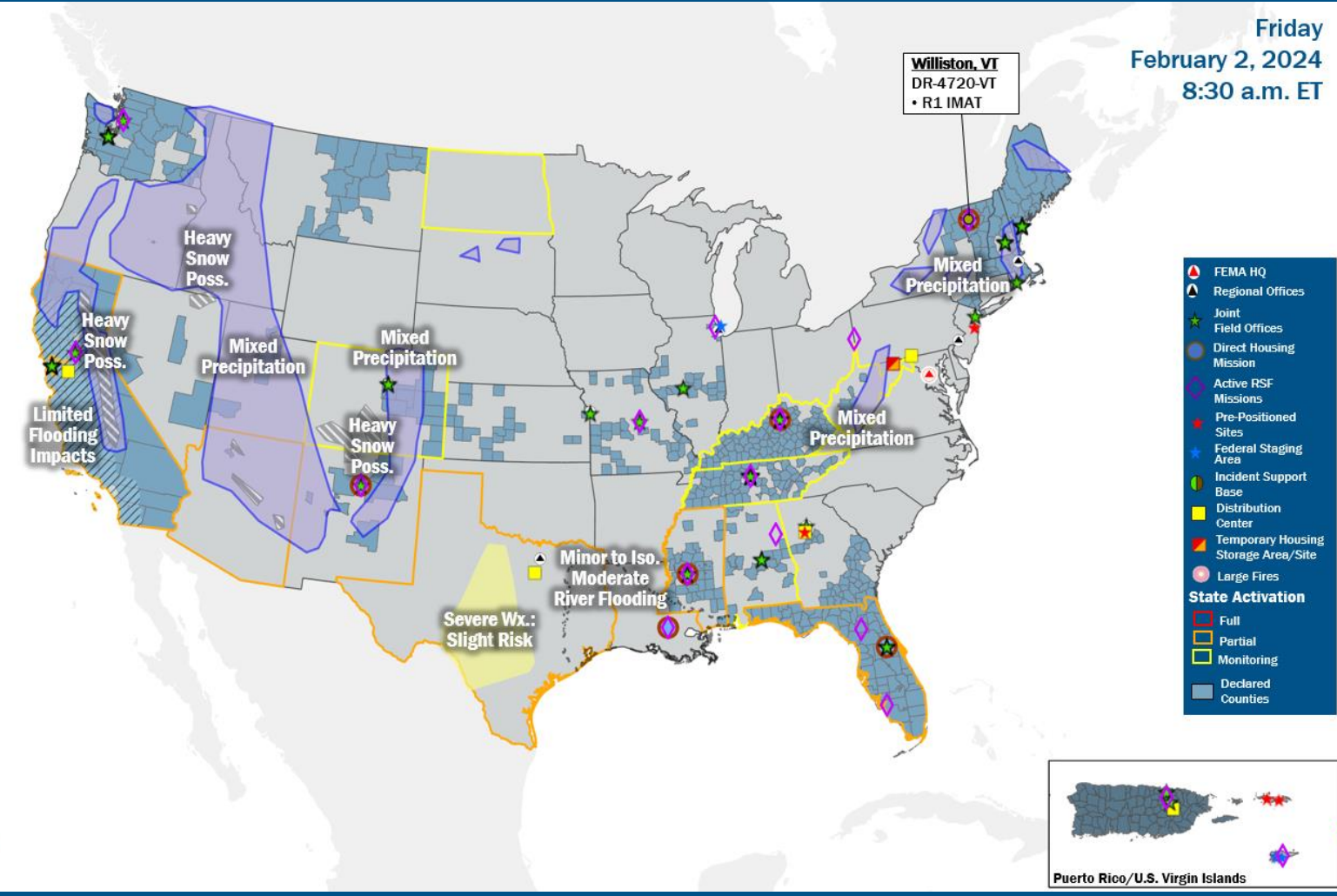
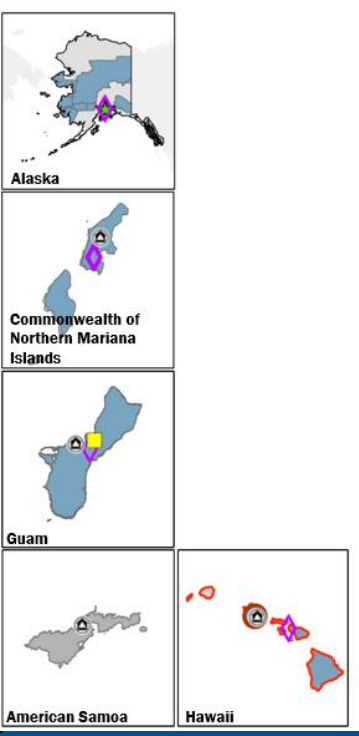
18 + 5 Joint Field Offices Virtual Joint Field Offices Supporting
71 + 4 Major Disasters Emergency Declarations
11 Direct Housing Missions
34 RSF-Supported Disasters

Friday
 February 2, 2024
 8:30 a.m. ET

FEMA HQ	
NWC	NRCC
Monitoring	Activated
FEMA REGIONS	
Watch	RRCC
Monitoring	I Rostered
Monitoring	II Rostered
Monitoring	III Rostered
Monitoring	IV Rostered
Monitoring	V Rostered
Monitoring	VI Rostered
Monitoring	VII Rostered
Monitoring	VIII Rostered
Monitoring	IX Rostered
Monitoring	X Rostered
Notes:	
RWCs/RRCCs/IMATs:	STATE EOCs:
NRCC: Sustained Ops	AL/CA/FL/KY/MS/ND/TN/WV: Severe Weather
	FL: TC Idalia
	TX: Heavy Rain/Flash Flooding
	AZ/CO: SW Border
	HI: Wildfires
Volunteer Force	
Rostered 7,636 (+2)	Deployed 126 (-2)
Surge Capacity Force	
Rostered 8,386	Deployed 0

N-IMATs	
2-5 Teams Available	
Red	
White	
Blue	
Gold	
HS	
R-IMATs	
≥ 7 Teams Available	
I	VT
II	1
III	
IV-1	
IV-2	
V	
VI-1	
VI-2	
VII	
VIII	2
IX-1	Personnel
IX-2	Personnel
X	3

REGIONAL BREAKDOWN			
	JFO/VJFO	DR	EM
I	4/0	11	3
II	2/1	4	0
III	0/0	1	0
IV	5/1	21	1
V	1/0	2	0
VI	1/0	1	0
VII	2/0	2	0
VIII	1/0	4	0
IX	1/1	17	0
X	1/2	8	0



Legend

- FEMA HQ
- Regional Offices
- Joint Field Offices
- Direct Housing Mission
- Active RSF Missions
- Pre-Positioned Sites
- Federal Staging Area
- Incident Support Base
- Distribution Center
- Temporary Housing Storage Area/Site
- Large Fires

State Activation

- Full
- Partial
- Monitoring
- Declared Counties

IM Workforce

13,703 (+12) Assigned
 3,910 (-39) Unavailable
 5,217 (+190) Deployed

33% (-1) / 4,576 (-139) Available

IM Cadre Availability

6 (-1) Cadres ≤ 25% Availability

Environmental Planning and Historic Preservation: 20% (163/805);
 Field Leadership: 18% (27/146); Hazard Mitigation: 24% (292/1,217);
 Public Assistance: 18% (387/2,173); Planning: 19% (91/470); Safety: 23% (19/83)

MERS

> 66%

36 Assigned
 0 Unavailable
 0 Deployed

36 Available

US&R

> 66%

28 Assigned
 1 Unavailable
 0 Deployed

27 Available

FCO

≤ 1 Type I

49 Assigned
 5 (-1) Unavailable
 37 (+3) (23 FCOR) Deployed

7 (-2) Available

Joint Preliminary Damage Assessments

Region	State / Location	Incident	IA	Number of Counties		Start - End
			PA	Requested	Complete	
I	NH	Flooding Dec 17 and continuing	IA	0	0	N/A
			PA	10	0	1/2 - TBD
	ME	Flooding Jan 10-13	IA	8	3	1/23 - TBD
			PA	8	0	1/29 - TBD
	VT	Flooding Dec 17-19	IA	0	0	N/A
			PA	11	4	1/2 - TBD
	RI	Flooding Dec 17	IA	0	0	N/A
			PA	2	1	1/29 - TBD



FEMA

Declaration Requests in Process – 9

State / Tribe / Territory – Incident Description	Type	IA	PA	HM	Requested
OH – Train Derailment	DR	X	X	X	Jul 3
WA – Wildfires	DR	X	X	X	Oct 4
MI – Severe Storms, Tornadoes, and Flooding	DR	X	X	X	Oct 18
KY – Severe Storms, Tornadoes, Straight-Line Winds, and Flooding – APPEAL	DR	X			Oct 23
MA – Severe Storms and Flooding	DR	X	X	X	Dec 11
AK – Severe Storms, Flooding, and Landslides	DR	X	X	X	Jan 8
PA – Severe Storms and Flooding – APPEAL	DR		X		Jan 20
AK – Permafrost Degradation	DR		X	X	Jan 25
ND – Severe Winter Storm and Straight-Line Winds	DR		X	X	Jan 26



FEMA



FEMA

Helping people before, during, and after disasters.



Scan to subscribe to this briefing.