

FEMA National Watch Center

Daily Operations Briefing

Thursday, February 1, 2024

8:30 a.m. ET



FEMA

National Current Ops / Monitoring

New Significant Incidents / Ongoing Ops

- No new significant incidents / operations

Hazard Monitoring

- Heavy rain / flash flooding – Southern California
- Heavy snow – Sierra Nevada, portions of the Northern Intermountain and Central Rockies

Disaster Declaration Activity

- Approval: Major Disaster Declaration – NY

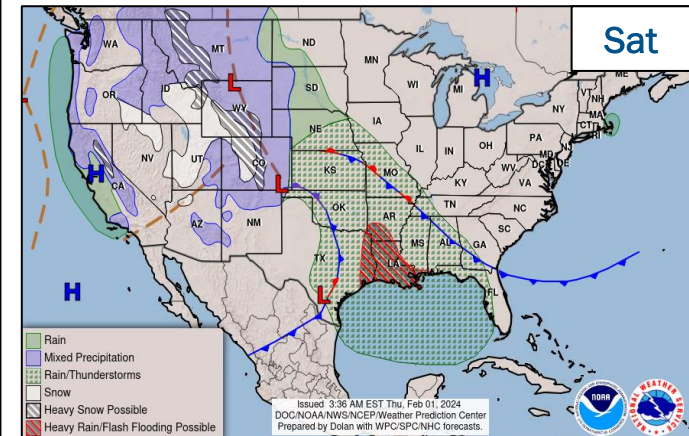
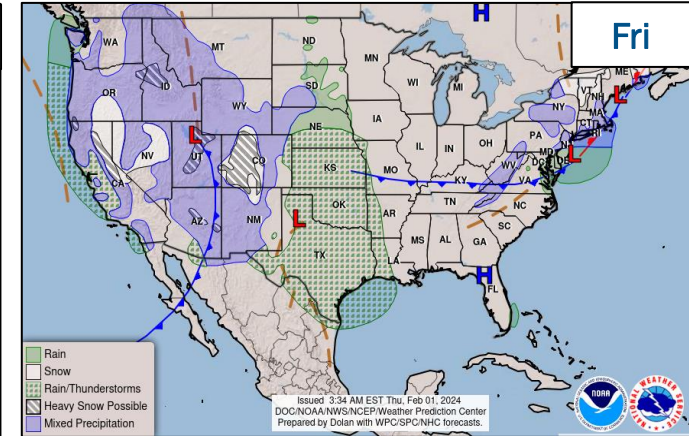
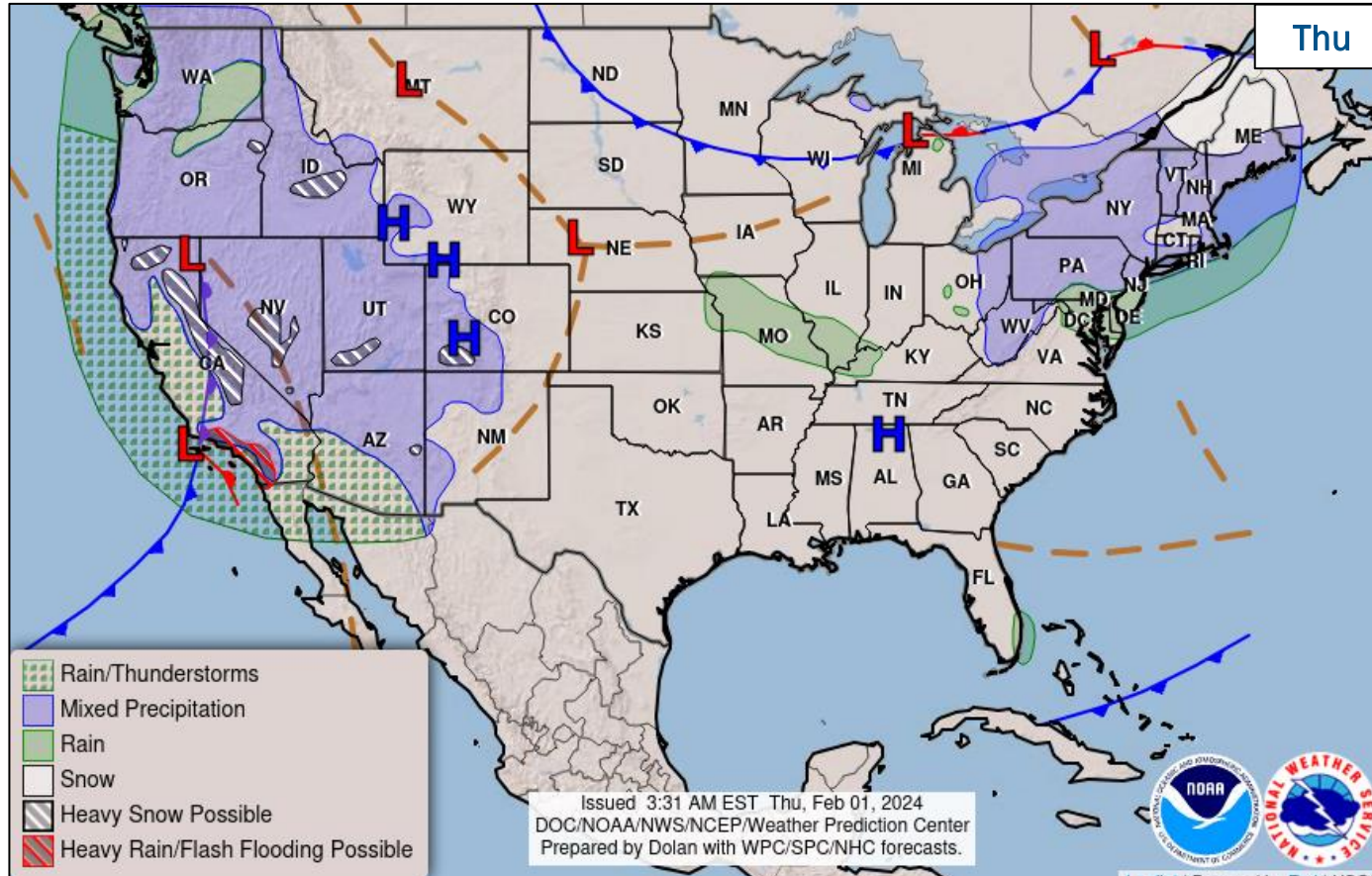
Event Monitoring

- No new significant events



FEMA

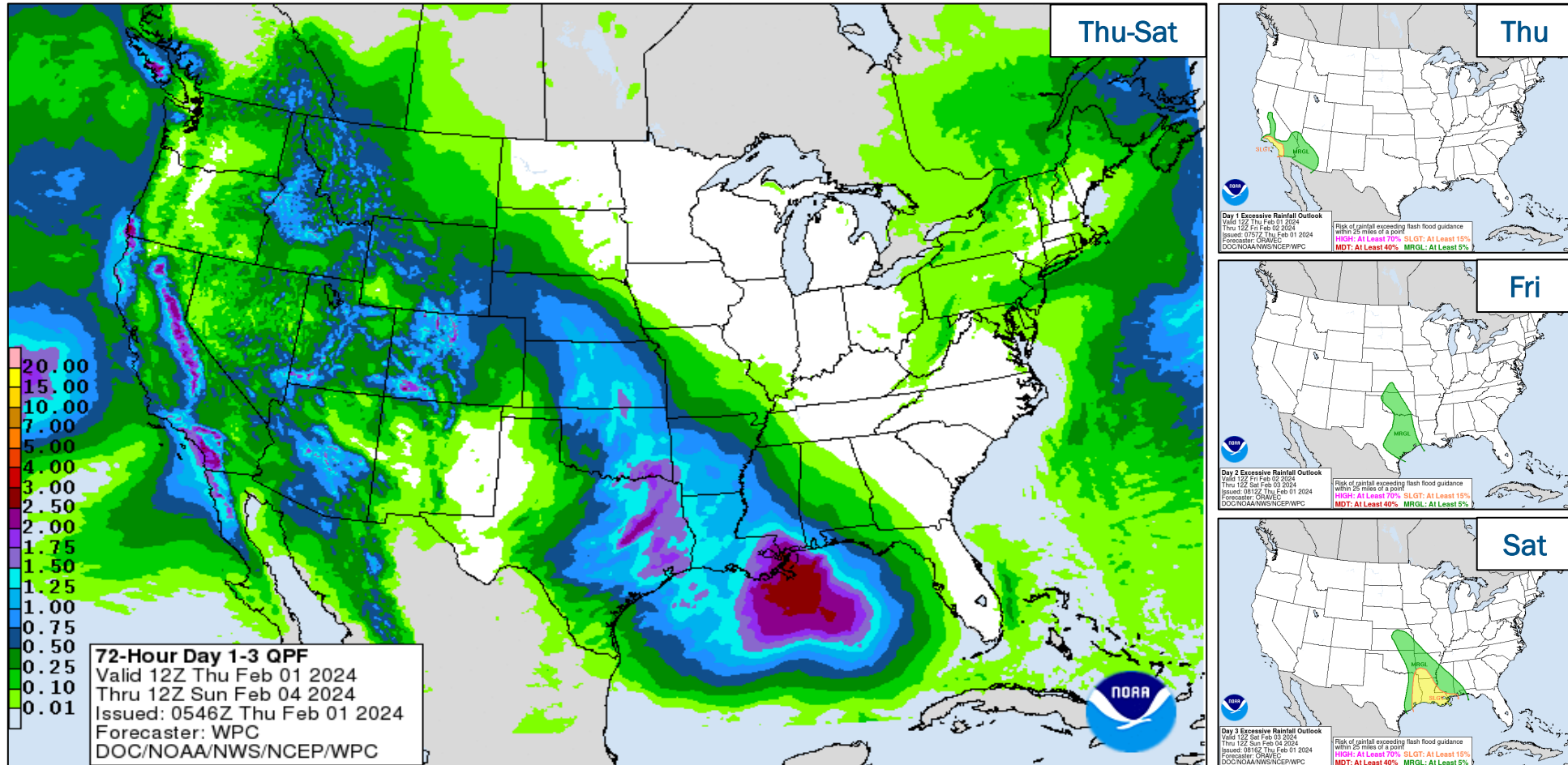
National Weather Forecast



FEMA

National Watch Center

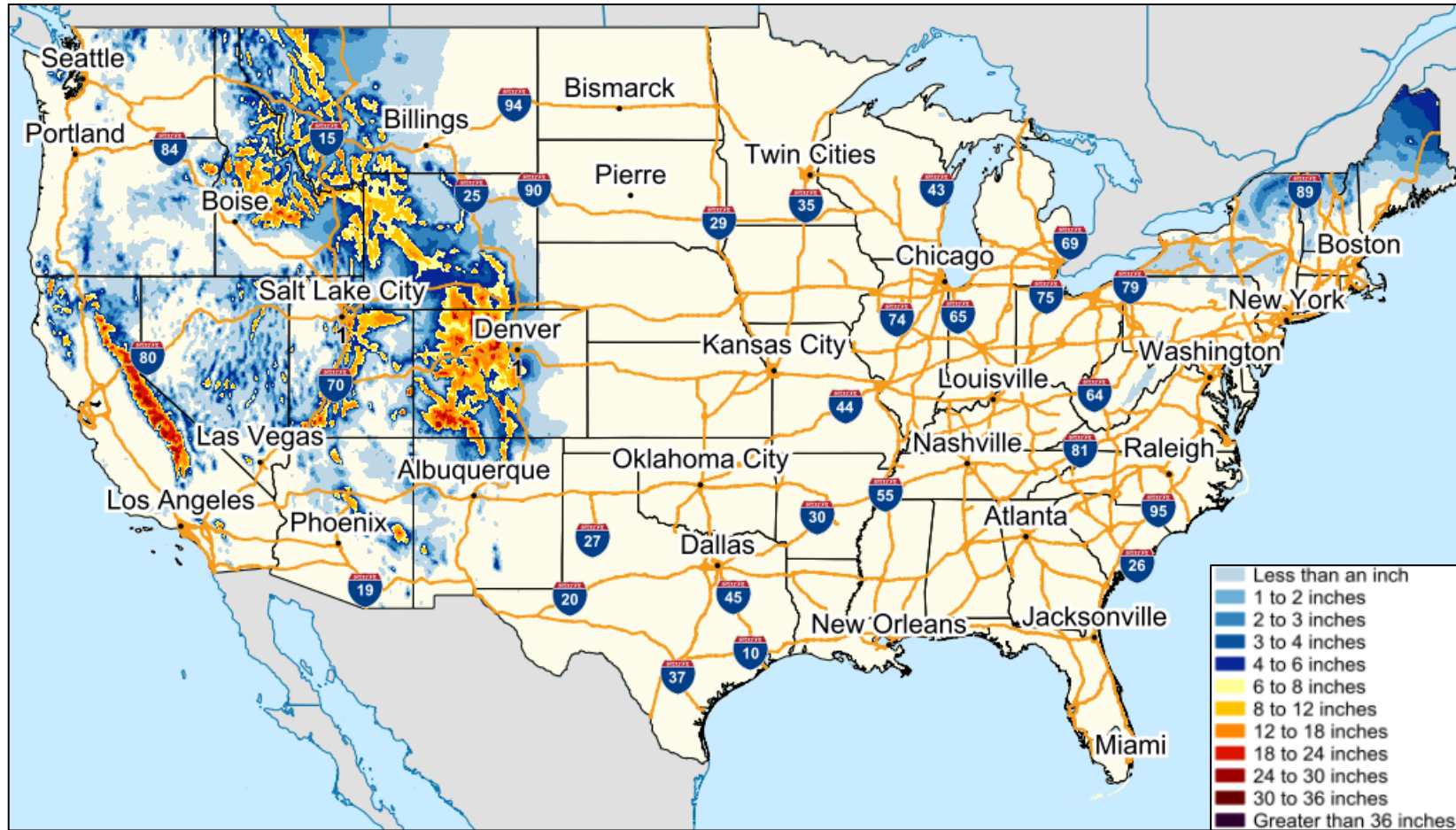
Precipitation & Excessive Rainfall



FEMA

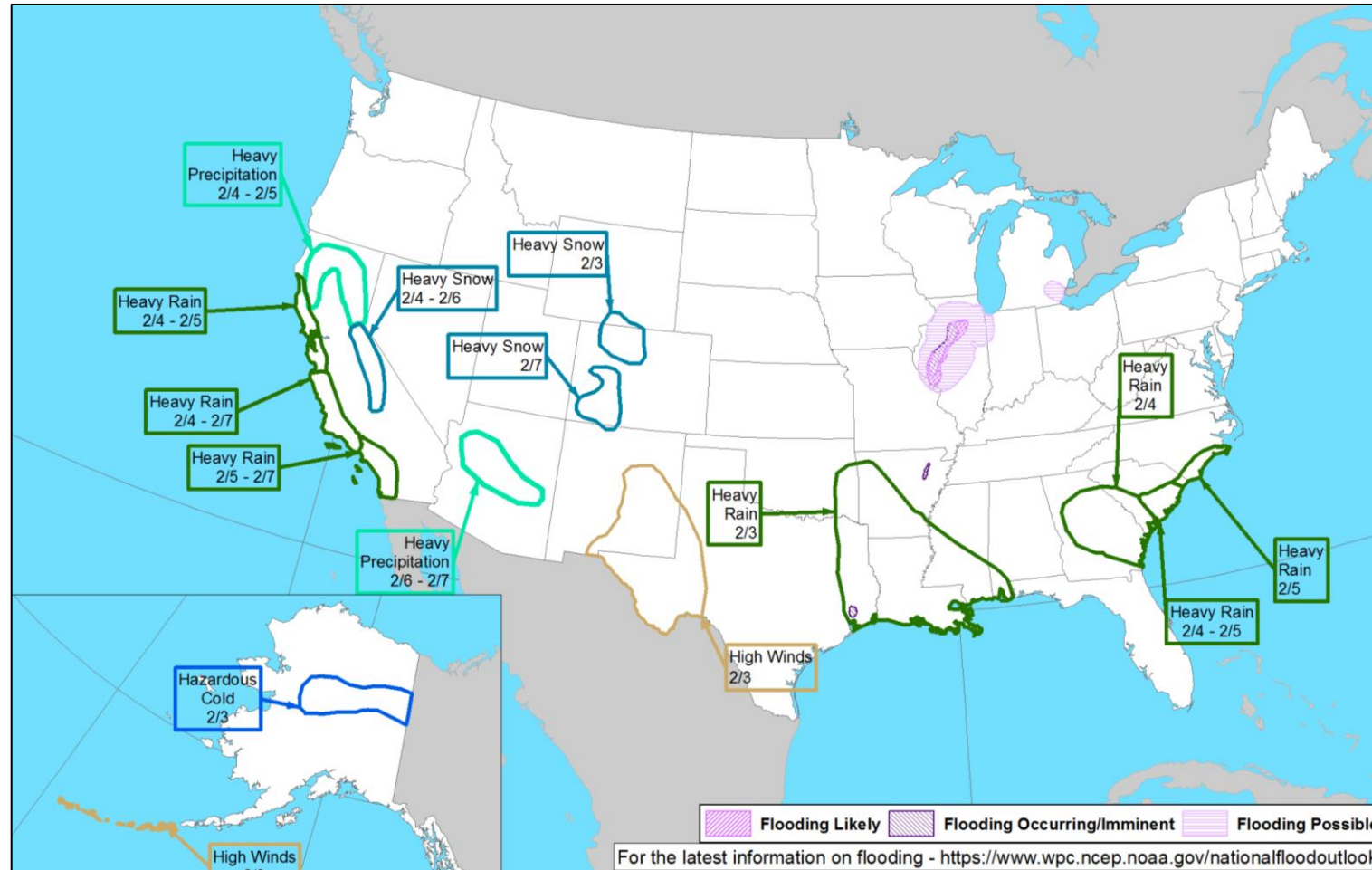
National Watch Center

Snowfall Forecast



FEMA

Hazards Outlook – Feb 3-7

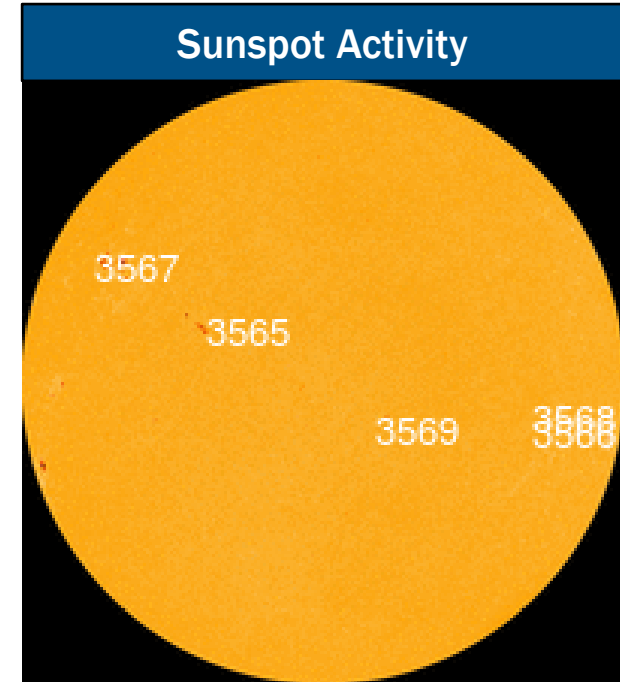
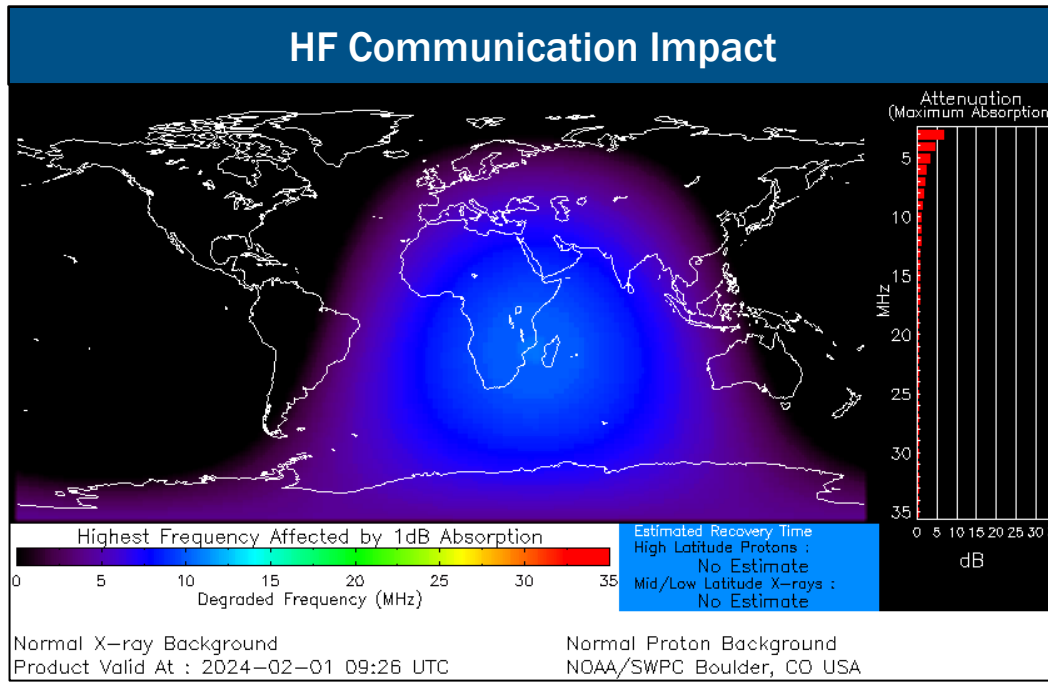


FEMA

Space Weather Outlook

Minor	Space Weather Activity	Geomagnetic Storms	Solar Radiation	Radio Blackouts
Past 24 Hours	None	None	None	None
Next 24 Hours	None	None	None	None

For further information on NOAA Space Weather Scales refer to: <http://www.swpc.noaa.gov/noaa-scales-explanation>
 For further information on Sunspot Activity refer to: <https://www.swpc.noaa.gov/phenomena/sunspotssolar-cycle>



FEMA

National Watch Center

FEMA Common Operating Picture

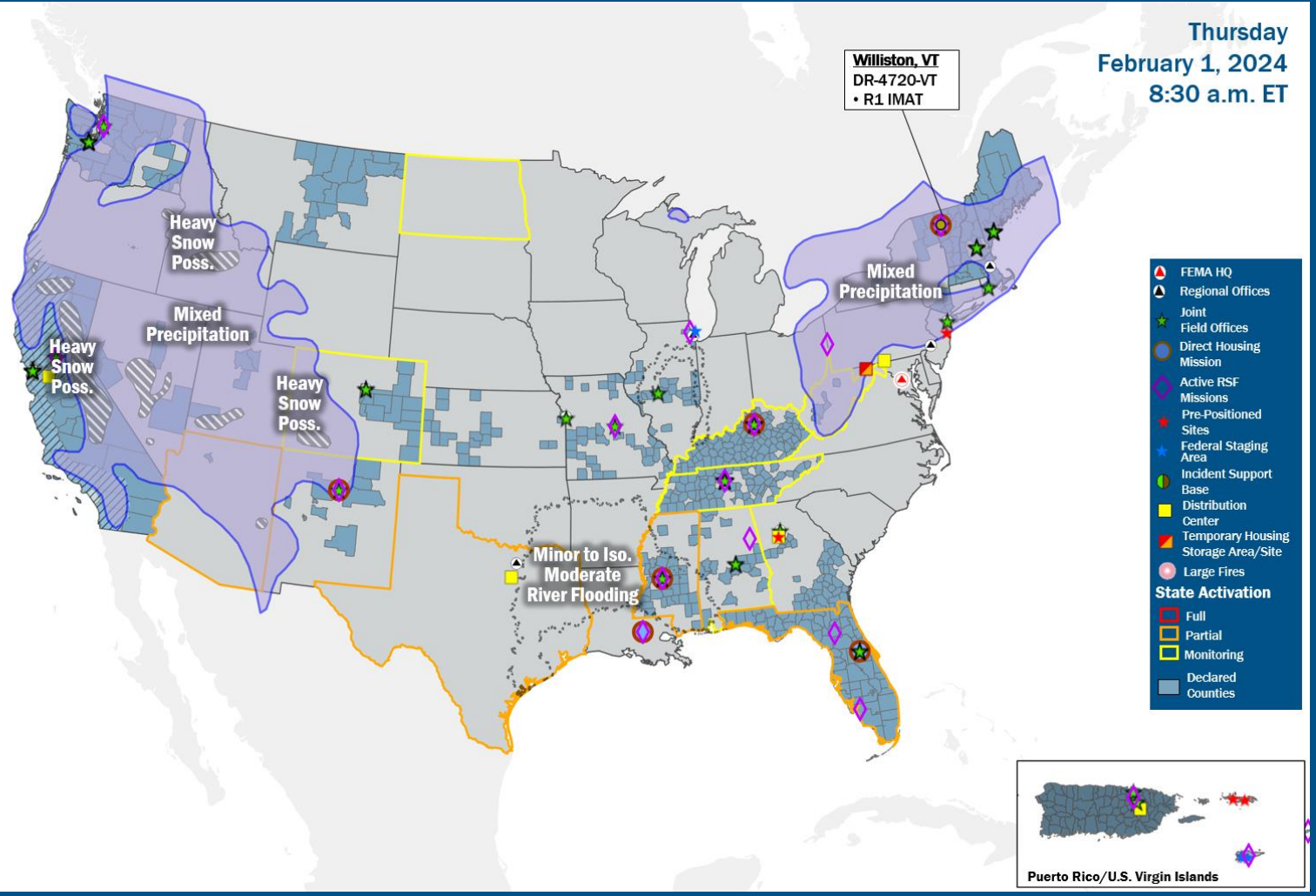
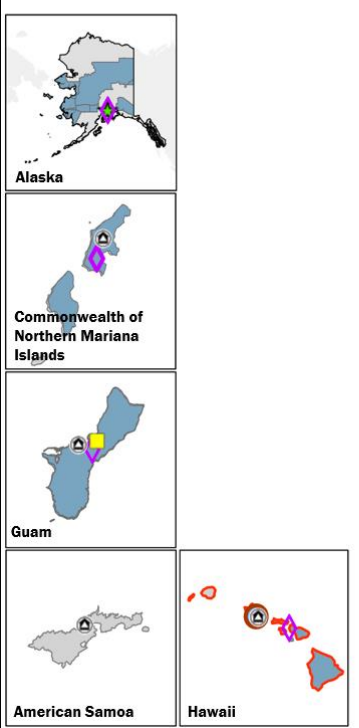
18 + 5 Joint Field Offices Virtual Joint Field Offices Supporting
71 + 4 Major Disasters Emergency Declarations
11 Direct Housing Missions **34** RSF-Supported Disasters

Thursday
 February 1, 2024
 8:30 a.m. ET

FEMA HQ	
NWC	NRCC
Monitoring	Activated
FEMA REGIONS	
Watch	RRCC
Monitoring	I Rostered
Monitoring	II Rostered
Monitoring	III Rostered
Monitoring	IV Rostered
Monitoring	V Rostered
Monitoring	VI Rostered
Monitoring	VII Rostered
Monitoring	VIII Rostered
Monitoring	IX Rostered
Monitoring	X Rostered
Notes:	
RWCs/RRCCs/IMATs: NRCC: Sustained Ops	STATE EOCs: AL/FL/KY/MS/ND/TN/WV: Severe Weather FL: TC Idalia TX: Heavy Rain/Flash Flooding AZ/CO: SW Border HI: Wildfires
Volunteer Force	
Rostered 7,634 (+30)	Deployed 128
Surge Capacity Force	
Rostered 8,386	Deployed 0

N-IMATs	
2-5 Teams Available	
Red	
White	
Blue	
Gold	
HS	
R-IMATs	
≥ 7 Teams Available	
I	VT
II	1
III	
IV-1	
IV-2	
V	
VI-1	
VI-2	
VII	
VIII	2
IX-1	Personnel
IX-2	Personnel
X	3

REGIONAL BREAKDOWN			
	JFO/VJFO	DR	EM
I	4/0	11	3
II	2/1	4	0
III	0/0	1	0
IV	5/1	21	1
V	1/0	2	0
VI	1/0	1	0
VII	2/0	2	0
VIII	1/0	4	0
IX	1/1	17	0
X	1/2	8	0



IM Workforce

13,691 (-15) Assigned
 3,949 (+32) Unavailable
 5,027 (+72) Deployed

34% (-1) / 4,715 (-119) Available

IM Cadre Availability

7 (+1) Cadres ≤ 25% Availability

Environmental Planning and Historic Preservation: 21% (173/805);
 Field Leadership: 19% (28/146); Hazard Mitigation: 24% (293/1,216);
 Operations: 25% (82/332); Public Assistance: 18% (384/2,173);
 Planning: 20% (95/469); Safety: 24% (20/83)

MERS

> 66%

36 Assigned
 0 Unavailable
 0 Deployed

36 Available

US&R

> 66%

28 Assigned
 1 Unavailable
 0 Deployed

27 Available

FCO

≤ 1 Type I

49 Assigned
 6 Unavailable
 34 (23 FCOR) Deployed

9 Available

Joint Preliminary Damage Assessments

Region	State / Location	Incident	IA	Number of Counties		Start - End
			PA	Requested	Complete	
I	NH	Flooding Dec 17 and continuing	IA	0	0	N/A
			PA	10	0	1/2 - TBD
	ME	Flooding Jan 10-13	IA	8	3 (+2)	1/23 - TBD
			PA	8	0	1/29 - TBD
	VT	Flooding Dec 17-19	IA	0	0	N/A
			PA	11	4	1/2 - TBD
	RI	Flooding Dec 17	IA	0	0	N/A
			PA	2	1	1/29 - TBD



FEMA

Declaration Approval – New York

Declaration: Major Disaster Declaration – FEMA-4755-DR-NY

Requested: Nov 29

Date Approved: Jan 30

Incident: Severe Storm and Flooding

Incident Period: Sep 28-30

Provides:

- **PA:** 3 counties
- **Hazard Mitigation:** Statewide

FCO: Lai Sun Yee



■ PA



FEMA

Declaration Requests in Process – 9

State / Tribe / Territory – Incident Description	Type	IA	PA	HM	Requested
OH – Train Derailment	DR	X	X	X	Jul 3
WA – Wildfires	DR	X	X	X	Oct 4
MI – Severe Storms, Tornadoes, and Flooding	DR	X	X	X	Oct 18
KY – Severe Storms, Tornadoes, Straight-Line Winds, and Flooding – APPEAL	DR	X			Oct 23
NY – Severe Storm and Flooding – APPROVED	DR		X	X	Nov 29
MA – Severe Storms and Flooding	DR	X	X	X	Dec 11
AK – Severe Storms, Flooding, and Landslides	DR	X	X	X	Jan 8
PA – Severe Storms and Flooding – APPEAL	DR		X		Jan 20
AK – Permafrost Degradation	DR		X	X	Jan 25
ND – Severe Winter Storm and Straight-Line Winds	DR		X	X	Jan 26



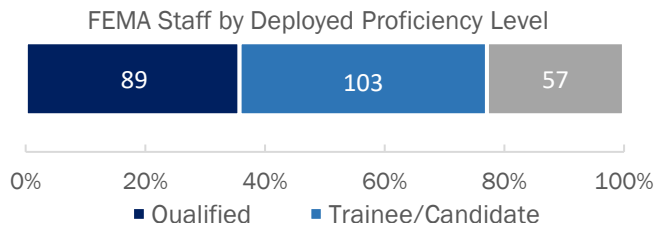
FEMA

INDIVIDUAL ASSISTANCE SUMMARY

Registrations 74K	Individuals & Households Program \$82M
Small Business Administration Loans >\$77M	Housing Assistance >\$55M
NFIP Payouts \$339M	Other Needs Assistance >\$26M

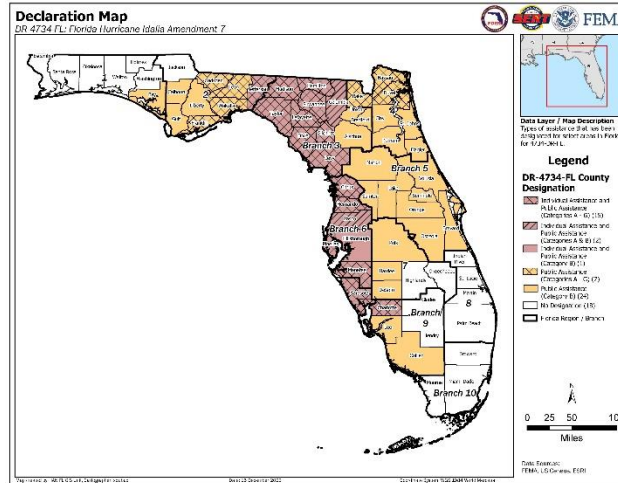
STAFF SUMMARY

Total Staff: 249 | Coach/Evaluators: 62



INCIDENT SUMMARY

On August 30, 2023, Hurricane Idalia made landfall in the Big Bend region of Florida as a Category 3. Idalia caused significant flooding and tornado damage to homes, businesses, and infrastructure. There were 12 confirmed tornadoes and record-breaking storm surge from the Big Bend region south to Tampa Bay. The President declared a major disaster on August 31, 2023, designating seven counties for Individual Assistance and Hazard Mitigation statewide. Subsequently, additional counties were designated for Individual Assistance and Public Assistance.



FCO ASSESSMENT

Priorities

- **Focus:** Deliver integrated, recovery outcomes focusing on housing survivors and economic restoration to include farming

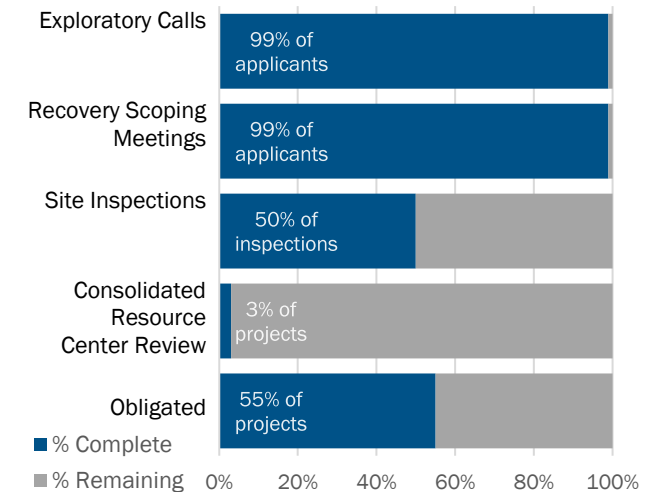
Outcomes

- **Housing:** Adequate, resilient, accessible, and affordable housing
- **Economic:** Sustainable, diversified and resilient economy
- **Community Assistance:** Resilient recovery of SLTT communities

PUBLIC ASSISTANCE SUMMARY

Applicants: 228	Projects: 908
\$ Obligated: >\$294M	Life of Disaster: >\$1.7B

% of Phase Complete



TRANSITION TIMELINE



Recovery Support Functions (RSF)

Recovery Outcomes	
Housing	Housing: Adequate, resilient, accessible, and affordable housing
	1 All survivors whose primary residences were damaged or destroyed or were displaced by the disaster have returned and re-established residence in permanent housing within the affected community
	2 Survivors can afford post-disaster permanent housing units within the affected community without post-disaster assistance
	3 Post-disaster permanent housing units in the affected community meet or exceed recognized residential codes and standards and incorporate recommended mitigation measures appropriate to the area's hazards (e.g., flooding, fire, high winds), or include resiliency measures
Economic	Economic: Sustainable, diversified and resilient economy
	1 Business activities are resumed and restored, including those local and marginalized businesses and major employers
	2 Local and state government ability to facilitate and regulate business activities is restored
	3 Tax base and revenue streams from businesses are restored
	4 Communities have Comprehensive Economic Development Strategies that measures the recovery process
	5 Financial activities essential to credit and insurance coverage and flows are restored
Community Assistance	Community Assistance: Resilient recovery of SLTT communities
	1 Community Conditions Assessment + Community Profiles
	2 Status of emergency plans, such as the Mitigation plan and Pre-Disaster Recovery Plan
	3 Community engagement and communication strategy is in place for long-term recovery plan or strategy
	4 Mitigation and recovery projects have been implemented
	5 Inclusive communications strategy developed for long-term recovery planning or strategy

Recovery Outcomes	
Infrastructure Systems	Infrastructure: Restored, modernized, hardened and resilient systems
	1 Power systems and fuel delivery services have been repaired, modernized, and strengthened for future disasters
	2 Water systems, dams, levees, and service capacities have been repaired, modernized, and strengthened for future disasters
	3 Communication systems and services have been repaired, modernized, and strengthened against future disasters
	4 Public and private transportation systems, to include those supporting marginalized areas are repaired and reliable
	5 Government and PNP facilities have been repaired, modernized and strengthened for future disasters
Health & Social Services	HSS: Sustainable and resilient health education and social service systems
	1 Households have safe drinking water and no hazardous and toxic materials
	2 Healthcare providers have resumed capacity to meet chronic or long-term health needs, as well as primary and emergency care
	3 Ensure survivors are provided necessary behavioral health and disaster case management services
	4 Social Assistance programs that support vulnerable populations, e.g., have resumed delivery of financial and other material support and services to vulnerable segments of the community's population
	5 Schools are fully operational & providing full academic programs and can provide a safe, sanitary, and supportive environment
Natural & Cultural Resources	NCR: Restored, preserved, risk-resistant and resilient resources
	1 Natural resources in the affected community, to include socially marginalized, have been restored to protect people and ecosystems
	2 Resources associated with entertainment, education, recreation, and tourism have been repaired, and public accessibility restored
	3 Access to raw material and other commodities that sustain the local economy has been restored
	4 Sites and artifacts associated with the community's heritage and identity have been stabilized/protected, and public accessibility to these sites has been restored



Housing: Adequate, resilient, accessible, and affordable housing

Outcome Indicator (H1): All survivors whose primary residences were damaged or destroyed or were displaced by the disaster have returned and re-established residence in permanent housing within the affected community

- Disaster Housing Implementation Team (DHIT) led by Operations Section Chief with extensive Direct Housing experience
- Technical Monitors assisted park owners with government contract eligibility
- First household licensed in within 39 days
- All applicants were licensed in by 01/23/2024 (126 days)

Economic: Sustainable, diversified and resilient economy

Outcome Indicator (E1): Business activities are resumed and restored, including those local and marginalized businesses and major employers

- Rural farmland impacts (crop loss, timber, aquaculture, agriculture)
- Farm Recovery Centers
 - One day event at two Farm Recovery Centers served 91 farmers
 - Eight Participating Partners: FDEM, USDA Farm Service Agency, USDA Natural Resources Conservation Service, USDA Rural Development, SBA, Florida Dept. of Commerce, Florida Farm Bureau, FEMA (IA, DSA, IRC, GeoOps, EA-Intergovernmental Affairs, Logistics, Security, Civil Rights, IT)
 - Programs Offered: Emergency Conservation Program & Emergency Forest Restoration Program, Environmental Quality Incentives Program, Risk Management Agency Crop Loss Insurance Claims, Dislocated Worker Grant Program, Emergency Bridge Loan Program

Community Assistance: Resilient recovery of SLTT communities

Outcome Indicator (C3): Community engagement and communication strategy is in place for long-term recovery plan or strategy

- State-led/FEMA supported Just in Time Recovery Management Trainings
 - State provided instructors will utilize FEMA training materials
 - Considered a best practice
 - State officials can customize trainings specific to the impacted areas recovery gaps
 - State led/FEMA supported delivery model represents true collaborative partnership





FEMA

Helping people before, during, and after disasters.



Scan to subscribe to this briefing.