

FEMA National Watch Center

Daily Operations Briefing

Tuesday, January 31, 2023

8:30 a.m. ET



FEMA

National Current Ops / Monitoring

New Significant Incidents / Ongoing Ops

- No significant incidents / operations

Hazard Monitoring

- Freezing rain – Southern Plains to Appalachians

Disaster Declaration Activity

- No new declaration activity

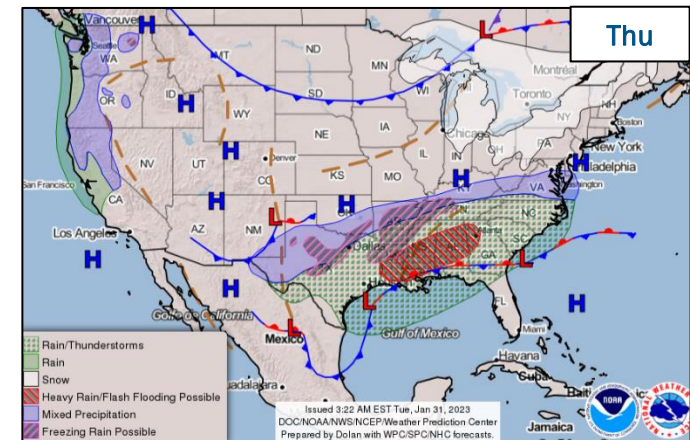
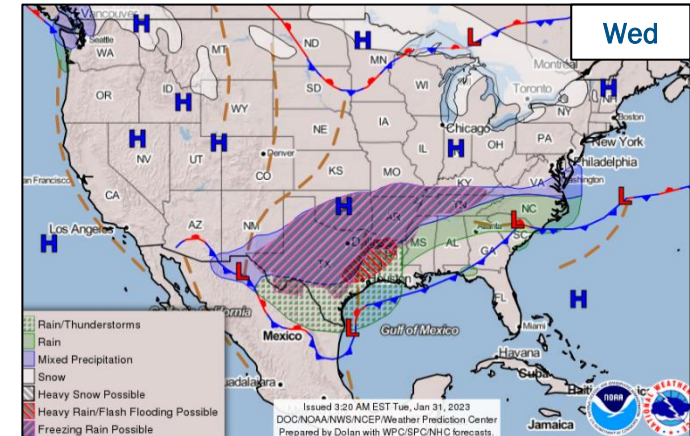
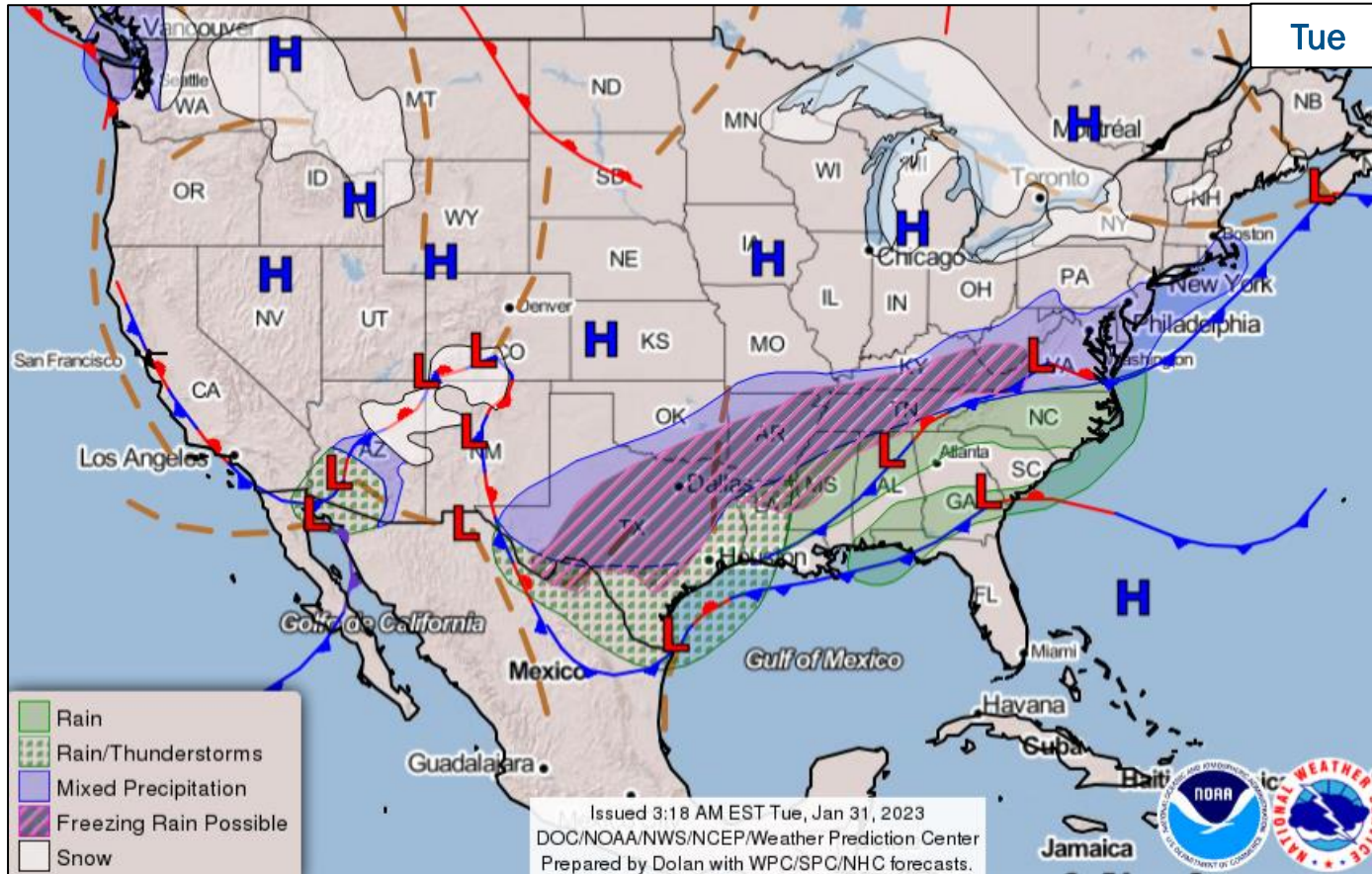
Event Monitoring

- 2023 State of the Union – Washington DC – Feb 7



FEMA

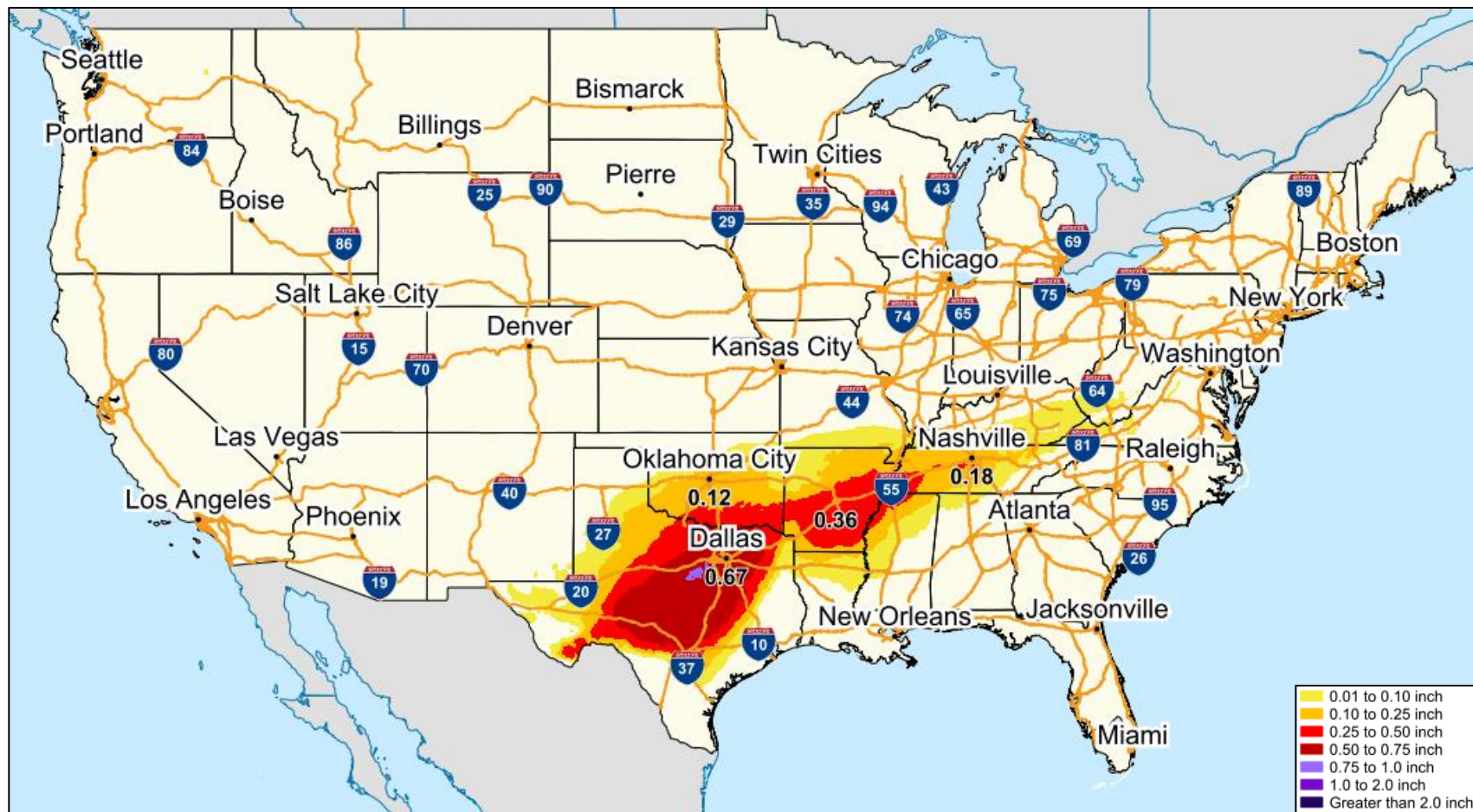
National Weather Forecast



FEMA

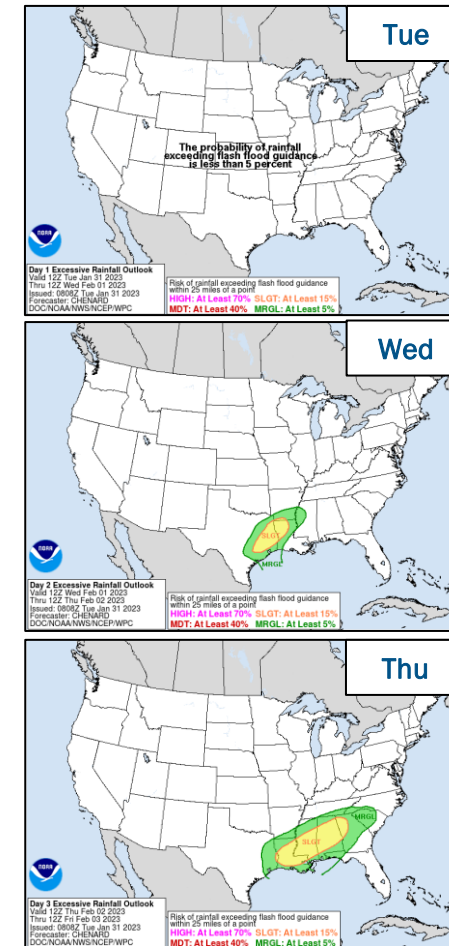
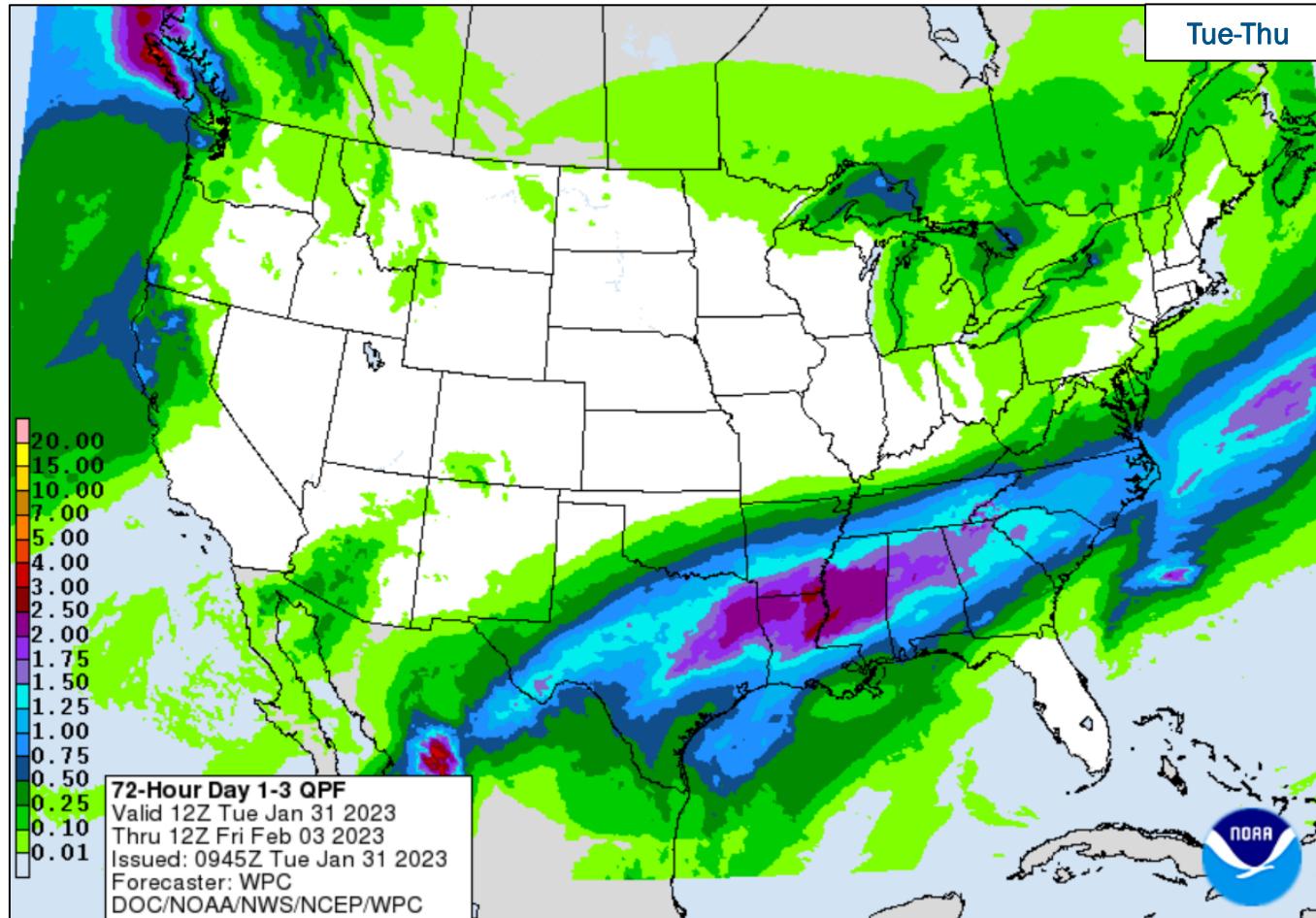
National Watch Center

Ice Accumulation Forecast



FEMA

Precipitation & Excessive Rainfall



FEMA

FEMA Common Operating Picture

13
Joint Field
Offices

9
Virtual Joint
Field Offices

54
Major
Disasters

11
Emergency
Declarations

Tuesday
January 31, 2023
8:30 a.m. ET

FEMA HQ		
NWC	NRCC	
Monitoring	Rostered	
FEMA REGIONS		
Watch	RRCC	
Monitoring	I	Rostered
Monitoring	II	Rostered
Monitoring	III	Rostered
Monitoring	IV	Rostered
Monitoring	V	Rostered
Monitoring	VI	Rostered
Monitoring	VII	Rostered
Monitoring	VIII	Rostered
Monitoring	IX	Rostered
Monitoring	X	Rostered
Notes:		
RWCs/RRCCs:	STATE EOCs:	
	<ul style="list-style-type: none"> NJ: TC Ida and Monkeypox CO/NJ: Avian Influenza PR: TC Fiona AR/NJ/OK/TN/TX/WA: Winter Weather AL/GA/IL: Severe Weather FL: TC Ian IL: SW Border Bus Rec & Coord CA/NM: Flooding NM: Wildfires CO: Public Health Support and Suncor Refinery AZ/CO: SW Border Coordination AS/CA: Seismic Activity OR: RSV, Influenza Surge, and Homeless State of Emergency WA: European Green Crabs and Flu & RSV Season 	
Surge Capacity Force		
Rostered	Deployed	
7,627	0	

N-IMATs	
2-4 Teams Available	
Red	CA
White	Reconstituting
Blue	
Gold	
R-IMATs	
≥ 7 Teams Available	
I	1
II	
III	
IV-1	FL
IV-2	AL
V	GA
VI-1	Personnel
VI-2	
VII	
VIII	
IX-1	CA
IX-2	CA
X	Personnel
<ul style="list-style-type: none"> Fully Mission Capable (FMC) Partially Mission Capable (PMC) Not Mission Capable (NMC) Deployed 	

REGIONAL BREAKDOWN				
	JFO/VJFO	DR	EM	
I	2/0	5	0	
II	2/3	5	4	
III	0/0	3	0	
IV	2/1	10	4	
V	2/0	4	0	
VI	1/1	2	3	
VII	1/1	3	0	
VIII	1/1	2	0	
IX	0/1	8	0	
X	2/1	12	0	

Alaska

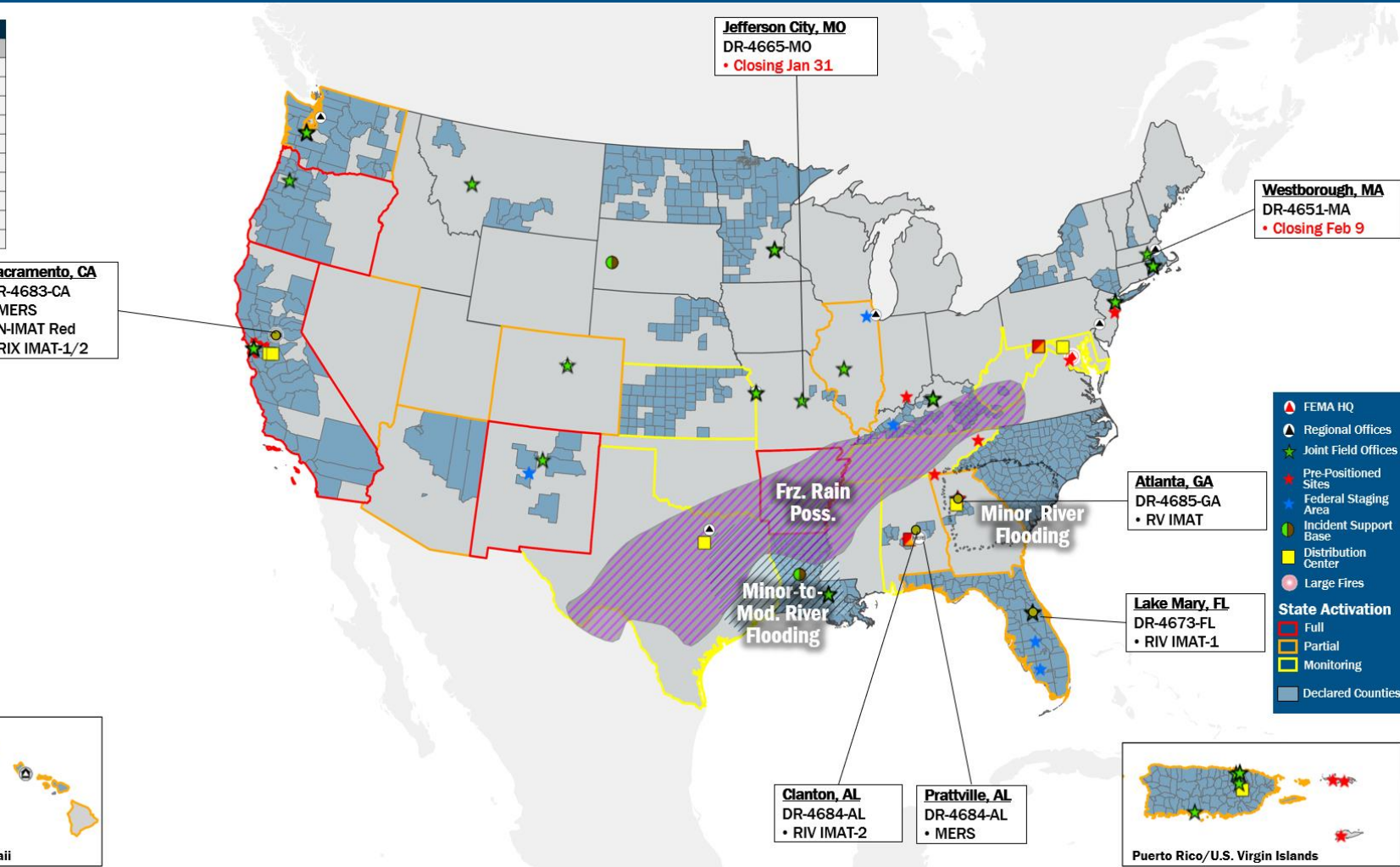
Northern Mariana Islands

Guam

American Samoa

Hawaii

Sacramento, CA
DR-4683-CA
• MERS
• N-IMAT Red
• RIX IMAT-1/2



Legend

- FEMA HQ
- Regional Offices
- Joint Field Offices
- Pre-Positioned Sites
- Federal Staging Area
- Incident Support Base
- Distribution Center
- Large Fires
- State Activation
 - Full
 - Partial
 - Monitoring
 - Declared Counties

IM Workforce

13,352 (+3) Assigned
3,846 (-32) Unavailable
5,887 (-13) Deployed

27% / 3,619 (+48) Available

IM Cadre Availability ≤ 25% Availability

Civil Rights: 13% (15/119); Disability Integration: 9% (6/64); External Affairs: 25% (124/495); Environmental Planning and Historic Preservation: 20% (165/836); Field Leadership: 14% (21/145); Hazard Mitigation: 16% (193/1,244); Human Resources: 20% (32/161); Logistics: 22% (304/1,399); Operations: 17% (63/373); Public Assistance: 17% (371/2,178); Planning: 17% (83/482); Safety 13% (10/78); Security: 17% (24/144)

MERS

≥ 66%

36 Assigned
0 Unavailable
1 Deployed

35 Available

US&R

≥ 66%

28 Assigned
3 Unavailable
0 Deployed

25 Available

FCO

≤ 1 Type I

50 Assigned
2 Unavailable
47 (+1) (27 FCOR) Deployed

1 (-1) Available

Joint Preliminary Damage Assessments

Region	State / Location	Incident	IA	Number of Counties		Start - End
			PA	Requested	Complete	
I	ME	Winter Storm Dec 23-24	IA	0	0	N/A
			PA	8	1	1/9 - TBD
	NH	Winter Storm Dec 23-25	IA	0	0	N/A
			PA	8	0	1/17 - TBD
	VT	Winter Storm Dec 23	IA	0	0	N/A
			PA	9	0	1/13 - TBD
II	NY	Severe Winter Storm Dec 23	IA	0	0	N/A
			PA	2	0	1/24 - TBD
IV	TN	Severe Winter Weather Dec 22-27	IA	0	0	N/A
			PA	17	13	1/19 - TBD
VI	TX	Severe Storms Jan 24	IA	2	0	1/28 - TBD
			PA	0	0	N/A
VIII	SD	Severe Winter Storms Dec 12-16	IA	0	0	N/A
			PA	14	0	1/30 - TBD



FEMA

Declaration Requests in Process – 7

State / Tribe / Territory – Incident Description	Type	IA	PA	HM	Requested
CA – Heat Dome and Wildfires	DR	X	X	X	Oct 26
Choctaw Nation of Oklahoma – Tornadoes	DR		X	X	Jan 3
ND – Severe Winter Storms, Snowstorm, and Straight-line Winds	DR		X	X	Jan 10
Oglala Sioux Tribe – Severe Winter Storms and Snowstorms	DR		X	X	Jan 19
Rosebud Sioux Tribe – Severe Winter Storms	DR		X	X	Jan 13
HI – Mauna Loa Volcanic Eruption	DR		X	X	Jan 20
WV – Severe Storms, Flooding, Landslides, and Mudslides (Appeal)	DR	X	X	X	Jan 27



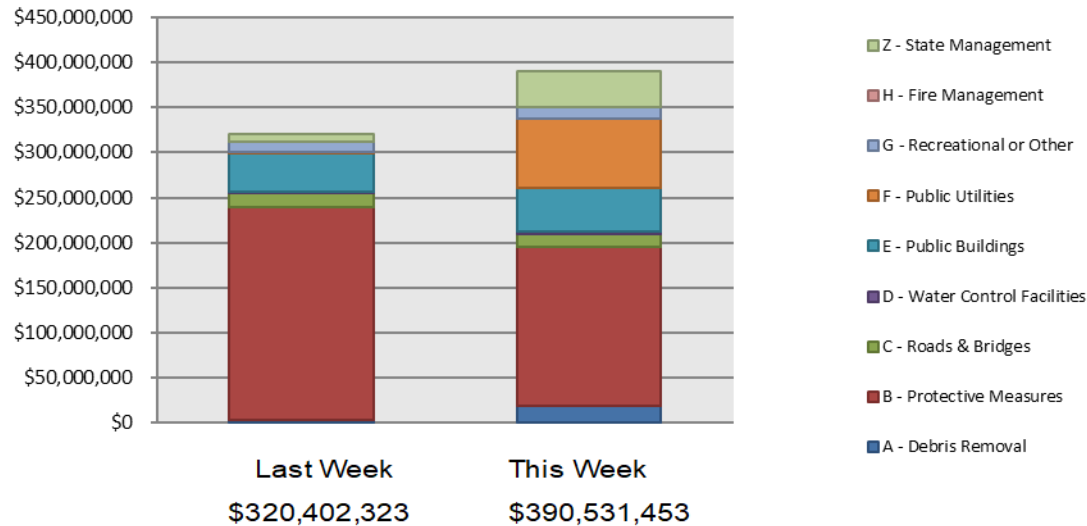
FEMA

Public Assistance Grant Program

PA Project Worksheets Obligated in past week, as of 01/30/2023 at 1500 EDT

PA Category	Emergency Work		Permanent Work				H - Fire Management	Z - State Management	Total	
	A - Debris Removal	B - Protective Measures	C - Roads & Bridges	D - Water Control Facilities	E - Public Buildings	F - Public Utilities				G - Recreational or Other
Number Of PWs Obligated	47	299	77	13	46	24	20	0	60	586
Federal Share Obligated	\$17,703,758.20	\$177,255,613.88	\$14,188,659.05	\$2,547,274	\$48,683,794.82	\$77,787,471.34	\$13,093,696.53	\$0	\$39,271,184.88	\$390,531,452.54

Public Assistance Obligated per Category 1/16/2023 through 01/30/2023



COVID-19 Obligated as of 01/30/2023

- Total Public Assistance Obligated: \$59,715,874,103

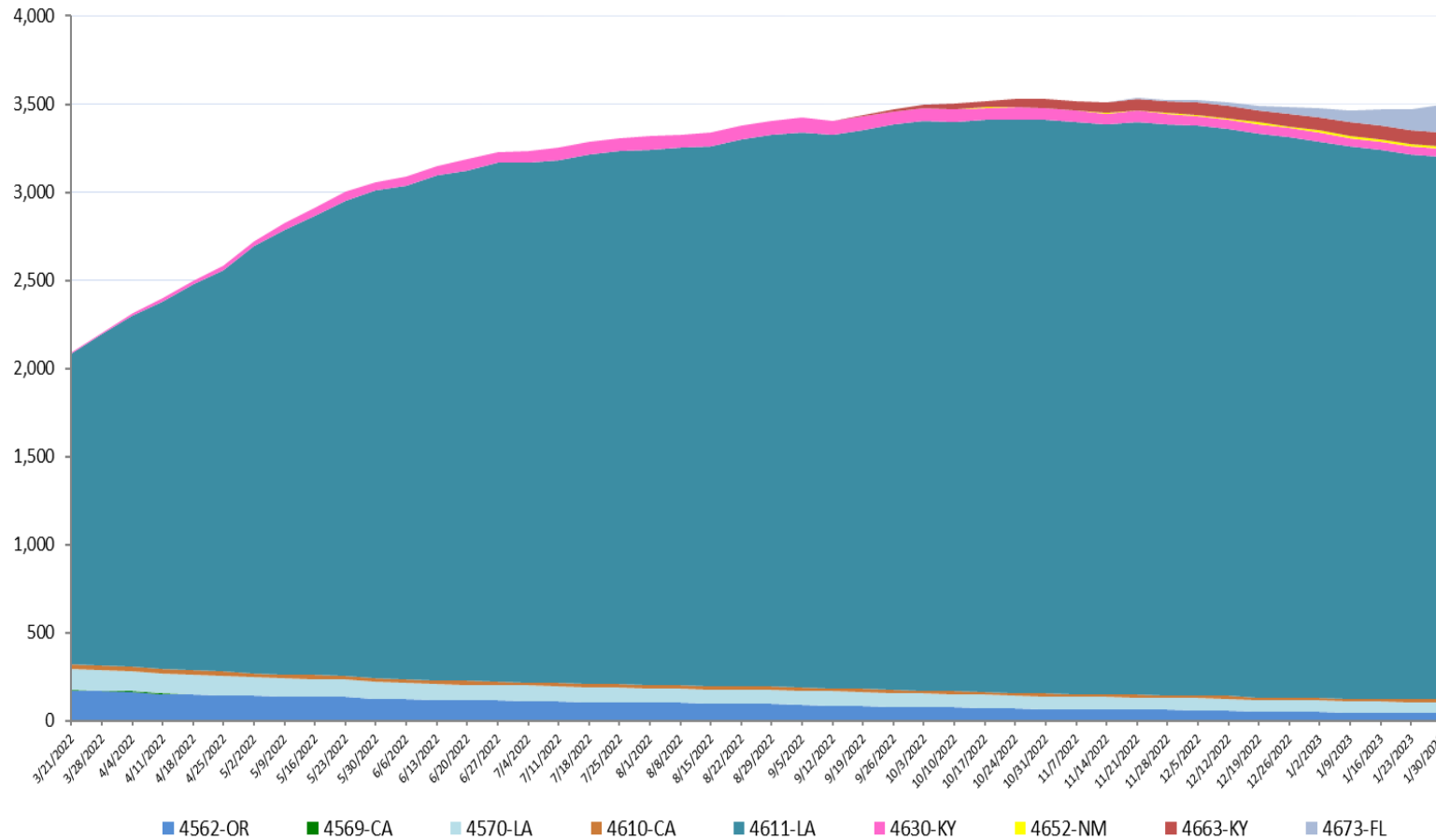
This Week's PA Highlights

- In 4673-FL
\$35.8 Million obligated for Category Z – State Management
- In 4339-PR
\$67 Million obligated for Category F – Public Utilities
- In 4480-NY
\$30.9 Million obligated for Category B - Protective Measures

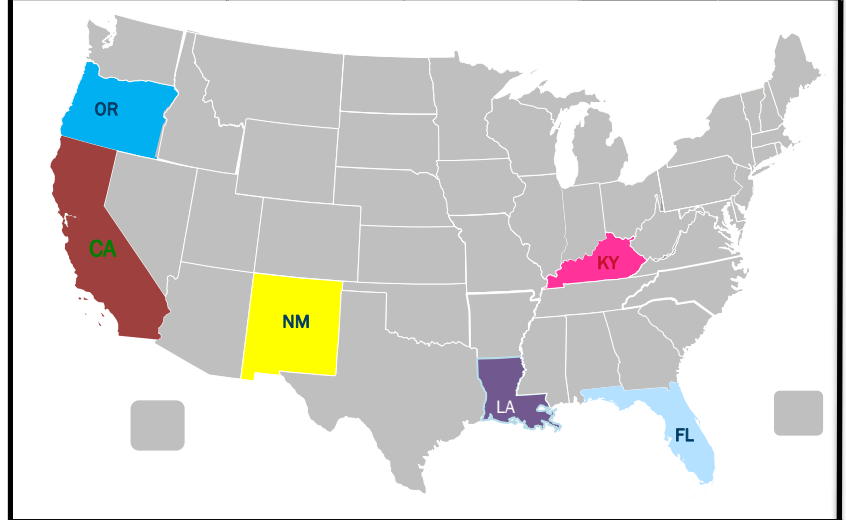
Direct Housing

Total Households in FEMA Direct Housing per State

Past Year per Week, 3/21/2022 – 01/30/2023. There are currently **4,191** Households Occupying **4,218** Temporary Units.



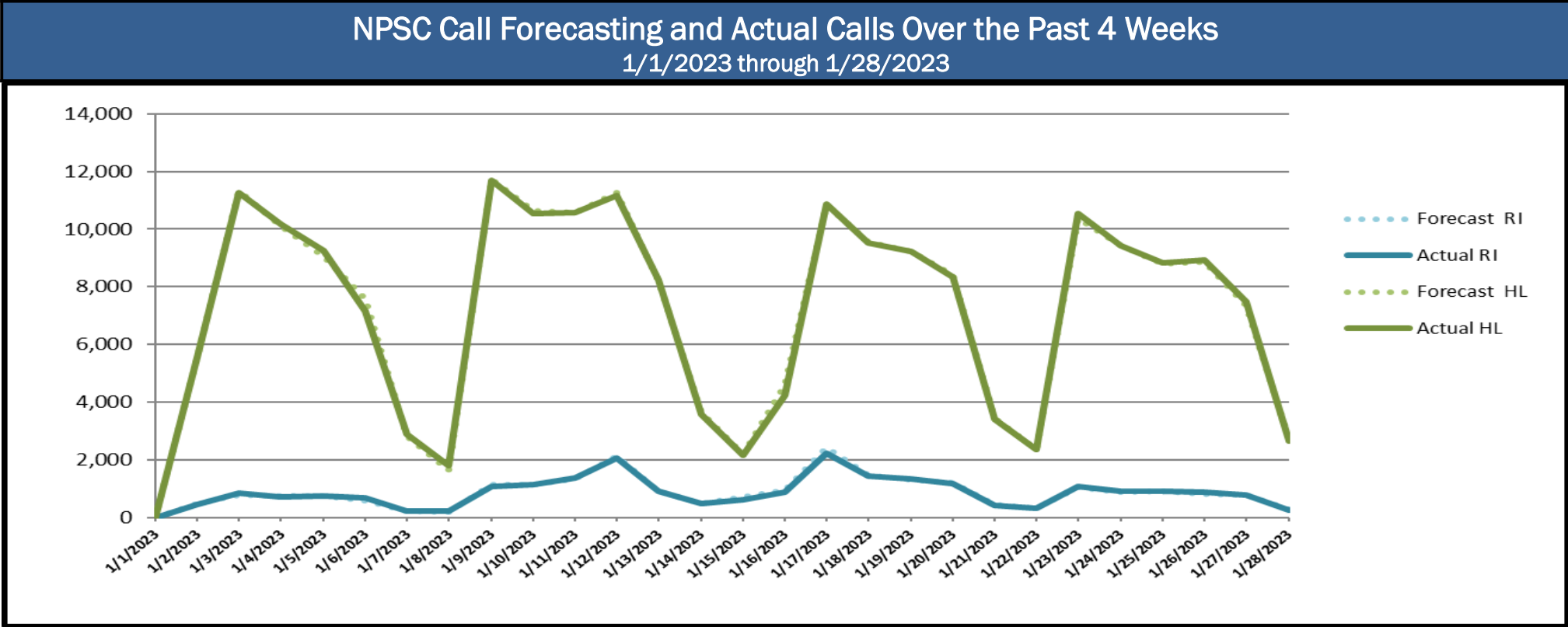
DR	IA Declaration Date	Program End Date	Current # of Households in Direct Housing (Weekly Change)
4673-FL	9/29/2022	3/29/2024	155 (28)
4663-KY	7/29/2022	1/29/2024	81 (0)
4652-NM	5/4/2022	11/4/2023	15 (0)
4630-KY	12/12/2021	6/13/2023	42 (-1)
4611-LA	8/29/2021	2/28/2023	3082 (-13)
4610-CA	8/24/2021	2/24/2023	14 (0)
4570-LA	10/16/2020	4/16/2022	64 (0)
4562-OR	9/15/2020	3/15/2022	43 (0)
4559-LA	8/28/2020	2/28/2022	695 (-13)



States with Currently Occupied Units

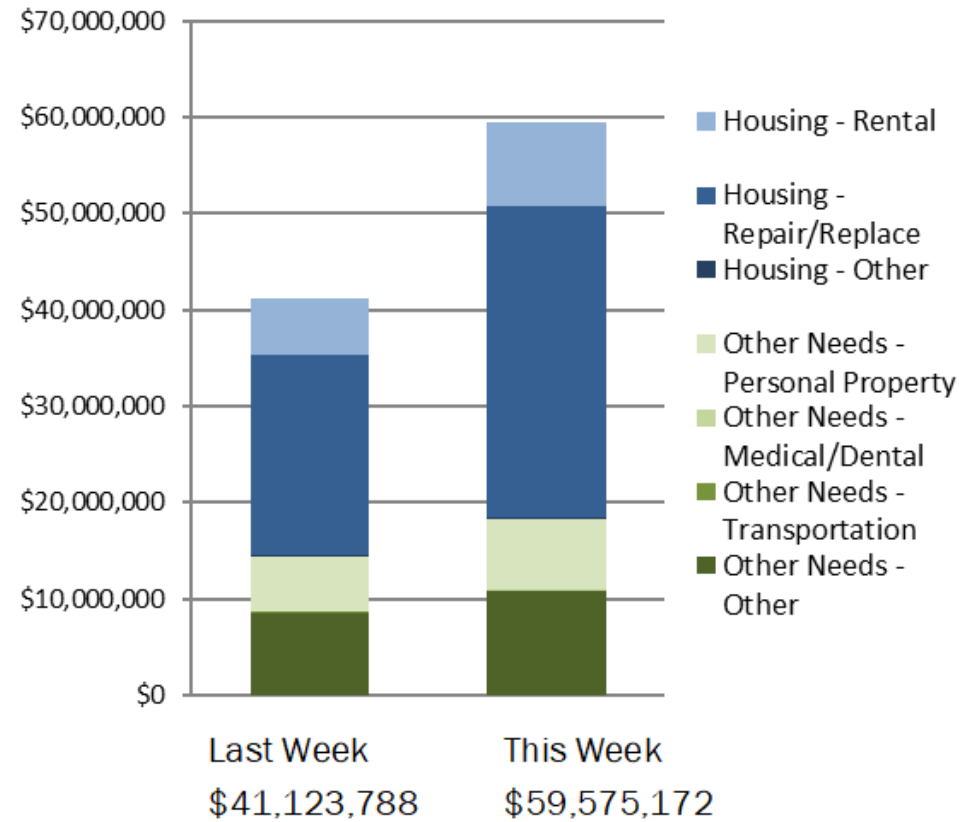
NPSC Call Activity

NPSC Call Activity in the Past Week 1/22/2023 through 1/28/2023		
Call Type	Projected Calls	Actual Calls
Registration Intake:	8,513	8,077
Helpline:	48,213	47,711
Combined:	56,726	55,788



Individual Assistance Activity

IHP Approved per Category in the Past
2 Weeks – 01/16/2023 through 01/30/2023





FEMA

Helping people before, during, and after disasters.



Scan to subscribe to this briefing.