

FEMA National Watch Center

# Daily Operations Briefing

Sunday, January 29, 2023

8:30 a.m. ET



**FEMA**

# National Current Ops / Monitoring

---

## New Significant Incidents / Ongoing Ops

- No significant incidents / operations

## Hazard Monitoring

- Heavy Rain / Flash Flooding possible – Southern Plains to the Southeast
- Heavy Snow – Great Basin to the Central Rockies and the Great Lakes to the Northeast
- Wintry Mix – California to the Southwest and the Mississippi Valley to the Northeast

---

## Disaster Declaration Activity

- No new declaration activity

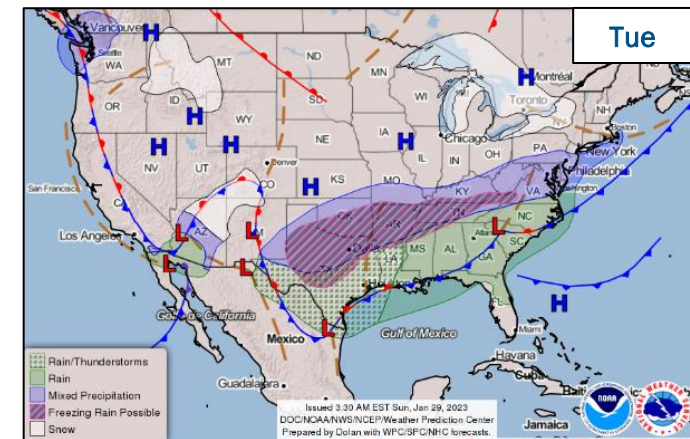
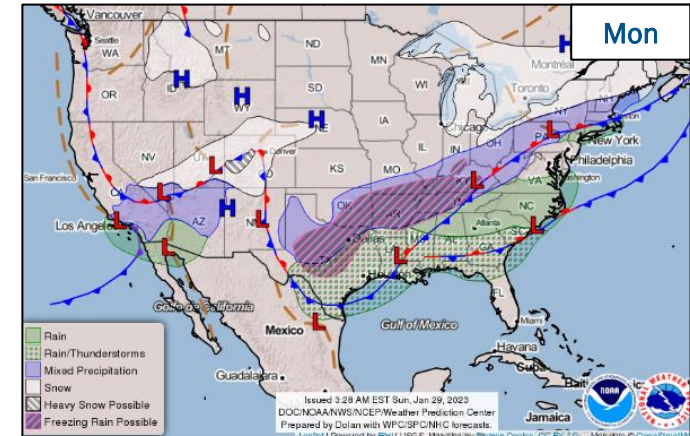
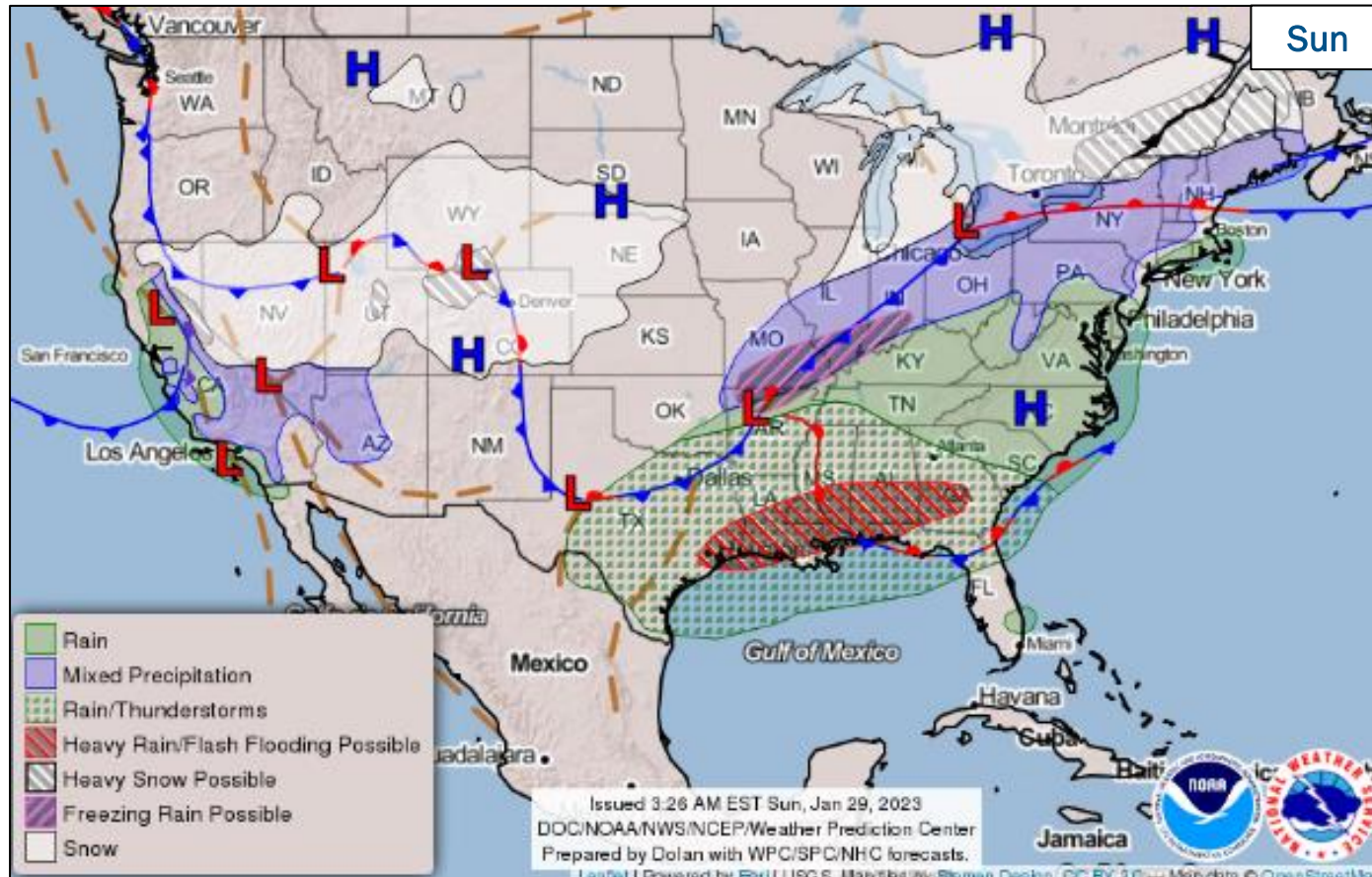
## Event Monitoring

- 2023 State of the Union – Washington DC – Feb 7



**FEMA**

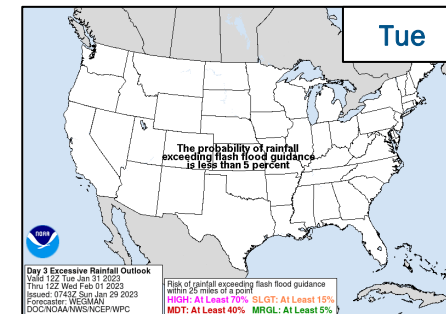
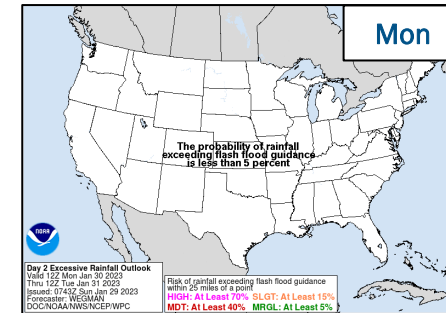
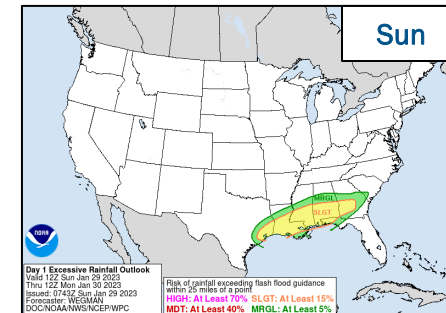
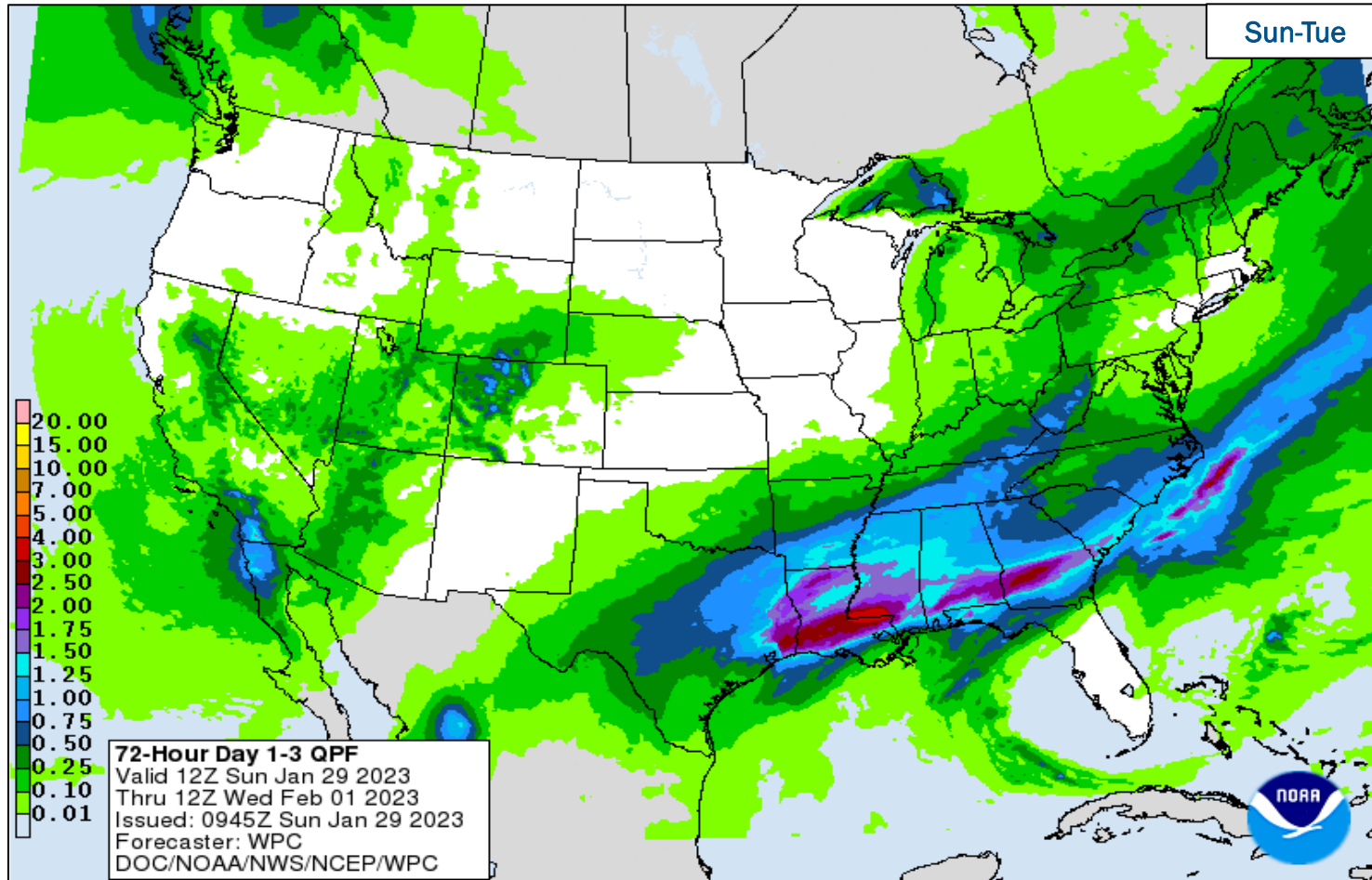
# National Weather Forecast



FEMA

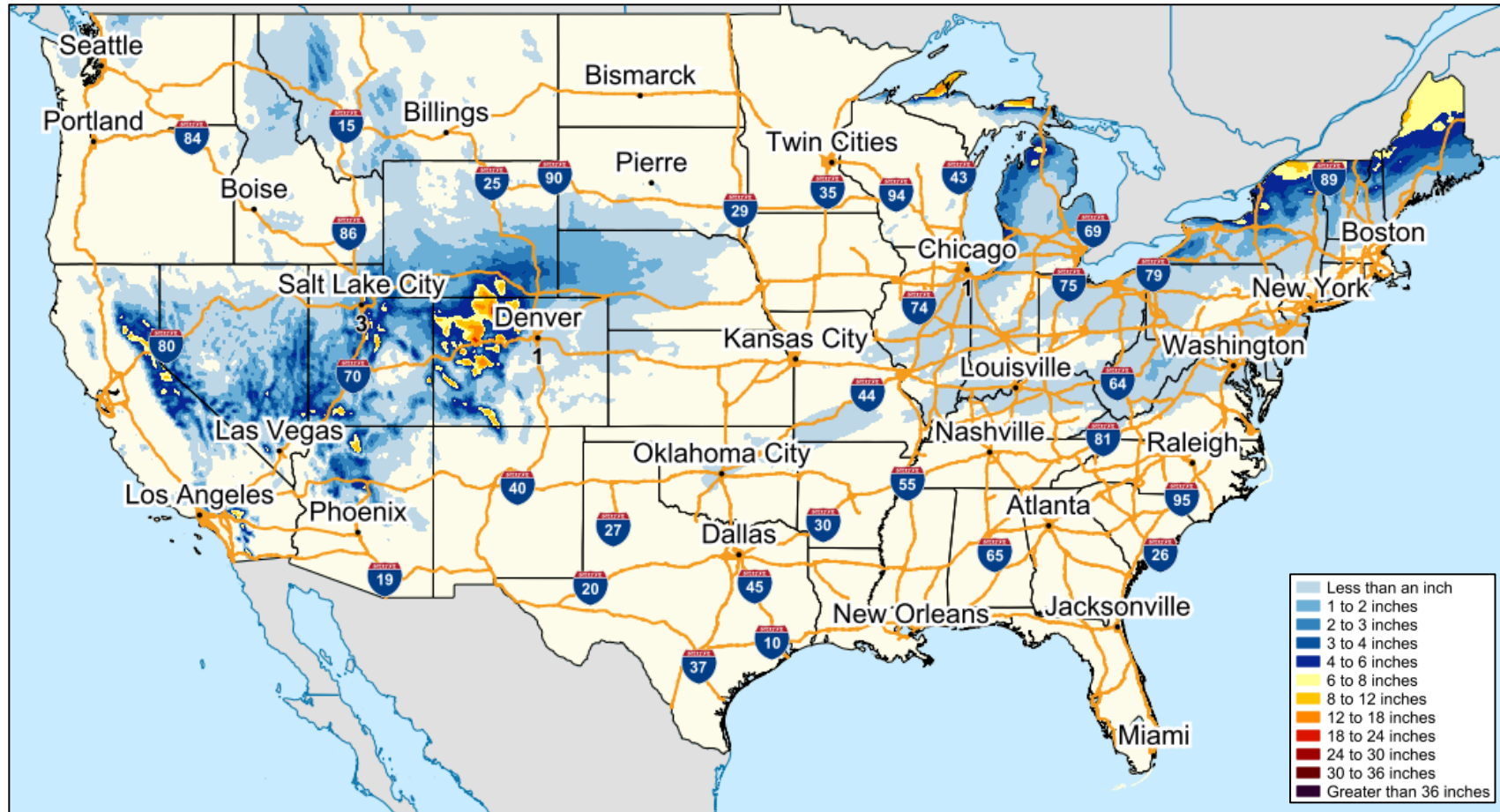
National Watch Center

# Precipitation & Excessive Rainfall



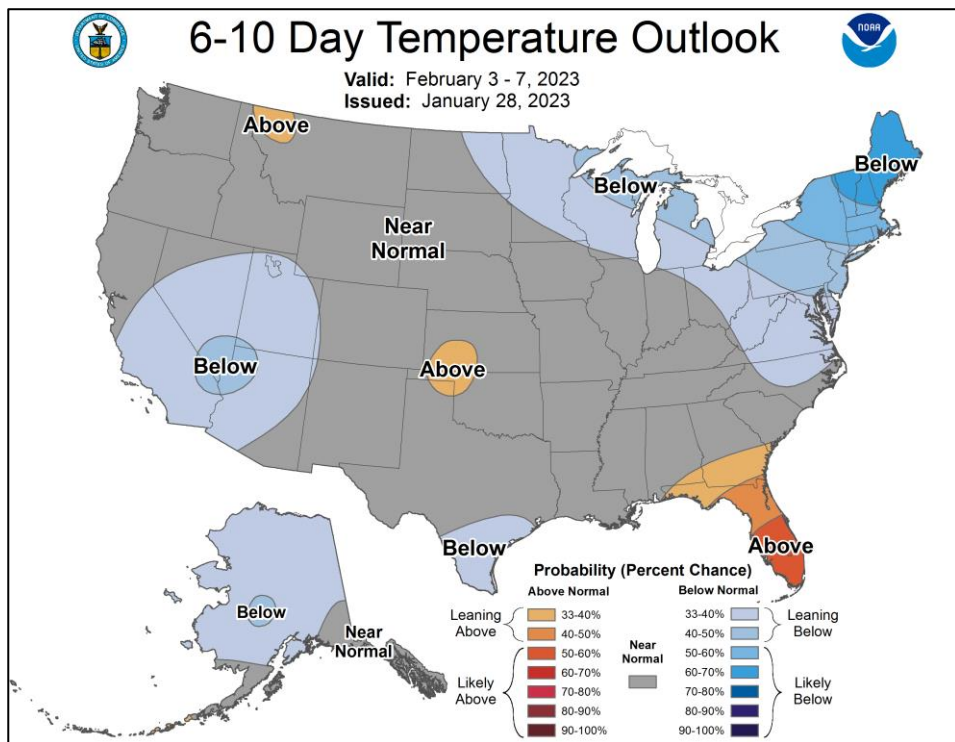
**FEMA**

# Snowfall Forecast

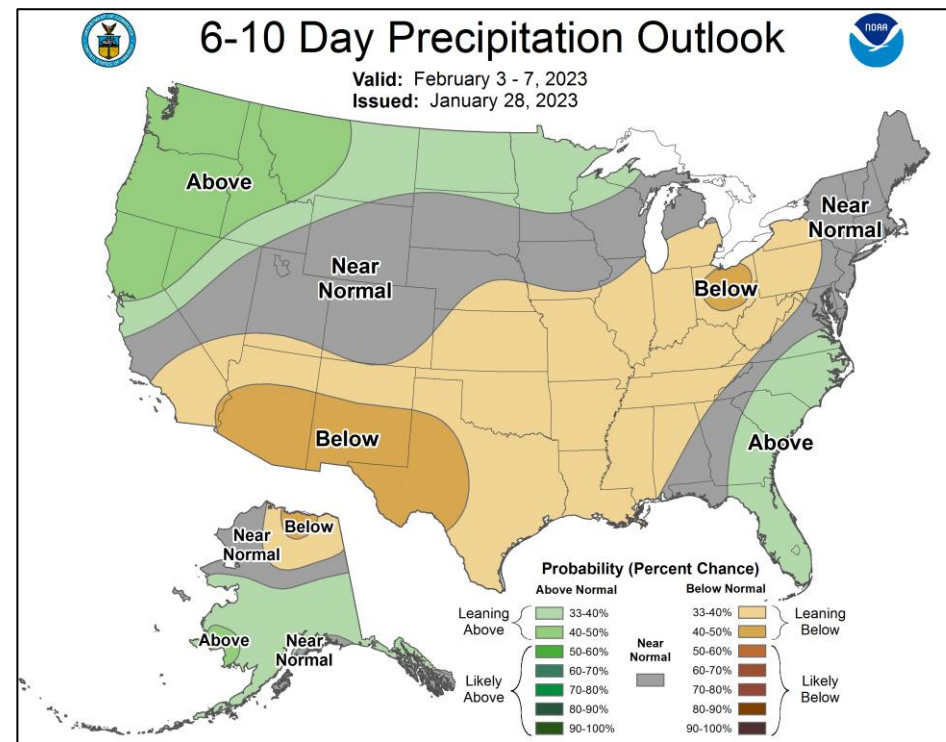


FEMA

# Long Range Outlooks – Feb 3-7



6-10 Day Temperature Probability



6-10 Day Precipitation Probability



FEMA

National Watch Center

# FEMA Common Operating Picture

**13**  
Joint Field  
Offices

**9**  
Virtual Joint  
Field Offices

**54**  
Major  
Disasters

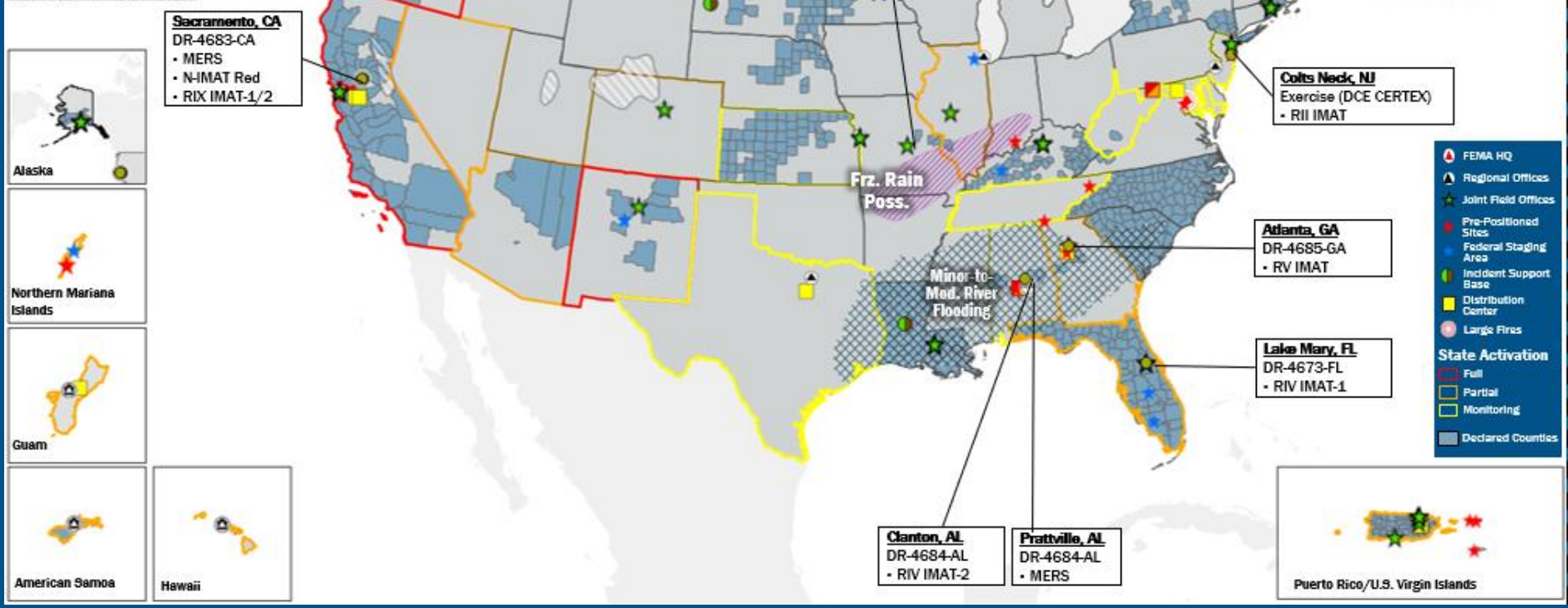
**11**  
Emergency  
Declarations

Sunday  
January 29, 2023  
8:30 a.m. ET

FEMA HQ		
NWC	NRCC	
Monitoring	Rostered	
FEMA REGIONS		
Watch	RRCC	
Monitoring	I	Rostered
Monitoring	II	Rostered
Monitoring	III	Rostered
Monitoring	IV	Rostered
Monitoring	V	Rostered
Monitoring	VI	Rostered
Monitoring	VII	Rostered
Monitoring	VIII	Rostered
Monitoring	IX	Rostered
Monitoring	X	Rostered
Notes:		
<b>RWCs/RRCCs:</b>	<b>STATE EOCs:</b>	
	<ul style="list-style-type: none"> <li>NJ: TC Ida and Monkeypox</li> <li>CO: NJ: Avian Influenza</li> <li>PR: TC Fiona</li> <li>TN/WA/NJ: Winter Weather</li> <li>AL/GA: Severe Weather</li> <li>FL: TC Ian</li> <li>IL: SW Border Bus Rec &amp; Coord</li> <li>CA/NM: Flooding</li> <li>NM: Wildfires</li> <li>TX: Ongoing Operations</li> <li>KS: All Hazards</li> <li>CO: Public Health Support and Suncor Refinery</li> <li>AZ/CO: SW Border Coordination</li> <li>AS/CA: Seismic Activity</li> <li>OR: RSV, Influenza Surge, and Homeless State of Emergency</li> <li>WA: European Green Crabs and Flu &amp; RSV Season</li> <li>PA: First Amendment Activity</li> <li>HI: Flash Flooding</li> </ul>	
Surge Capacity Force		
Rostered	Deployed	
7,629	0	

N-IMATs	
2-4 Teams Available	
Red	CA
White	Demobilizing
Blue	
Gold	
R-IMATs	
4-6 Teams Available	
I	2
II	NJ
III	1
IV-1	FL
IV-2	AL
V	GA
VI-1	Personnel
VI-2	
VII	3
VIII	
IX-1	CA
IX-2	CA
X	Personnel

REGIONAL BREAKDOWN			
	JFO/VJFO	DR	EM
I	2/0	5	0
II	2/3	5	4
III	0/0	3	0
IV	2/1	10	4
V	2/0	4	0
VI	1/1	2	3
VII	1/1	3	0
VIII	1/1	2	0
IX	0/1	8	0
X	2/1	12	0



## IM Workforce

13,349 Assigned  
3,913 (-1) Unavailable  
5,920 (-67) Deployed

---

26% / 3,448 (+68) Available

## IM Cadre Availability ≤ 25% Availability

Civil Rights: 10% (12/119); Disaster Field Training Operations: 23% (21/191); Disability Integration: 8% (5/64); External Affairs: 23% (116/494); Environmental Planning and Historic Preservation: 20% (166/836); Field Leadership: 15% (22/145); Hazard Mitigation: 15% (185/1,242); Human Resources: 19% (30/161); Logistics: 20% (280/1,399); Operations: 16% (61/374); Public Assistance: 17% (370/2,176); Planning: 18% (87/480); Safety 15% (12/78); Security: 15% (21/144)

## MERS

≥ 66%

36 Assigned  
0 Unavailable  
1 Deployed

---

35 Available

## US&R

≥ 66%

28 Assigned  
4 Unavailable  
0 Deployed

---

24 Available

## FCO

≤ 1 Type I

50 Assigned  
2 Unavailable  
46 (27 FCOR) Deployed

---

2 Available

# Joint Preliminary Damage Assessments

Region	State / Location	Incident	IA	Number of Counties		Start - End
			PA	Requested	Complete	
I	ME	Winter Storm Dec 23-24	IA	0	0	N/A
			PA	8	1	1/9 - TBD
	NH	Winter Storm Dec 23-25	IA	0	0	N/A
			PA	8	0	1/17 - TBD
	VT	Winter Storm Dec 23	IA	0	0	N/A
			PA	9	0	1/13 - TBD
II	NY	Severe Winter Storm Dec 23	IA	0	0	N/A
			PA	2	0	1/24 - TBD
IV	TN	Severe Winter Weather Dec 22-27	IA	0	0	N/A
			PA	17	13 (+1)	1/19 - TBD
VI	TX	Severe Storms Jan 24	IA	2	0	1/28 - TBD
			PA	0	0	N/A
VIII	SD	Severe Winter Storms Dec 12-16	IA	0	0	N/A
			PA	14	0	1/30 - TBD



FEMA



# Declaration Requests in Process – 6

State / Tribe / Territory – Incident Description	Type	IA	PA	HM	Requested
CA – Heat Dome and Wildfires	DR	X	X	X	Oct 26
Choctaw Nation of Oklahoma – Tornadoes	DR		X	X	Jan 3
ND – Severe Winter Storms, Snowstorm, and Straight-line Winds	DR		X	X	Jan 10
Oglala Sioux Tribe – Severe Winter Storms and Snowstorms	DR		X	X	Jan 19
Rosebud Sioux Tribe – Severe Winter Storms	DR		X	X	Jan 13
HI – Mauna Loa Volcanic Eruption	DR		X	X	Jan 20



**FEMA**



# FEMA

Helping people before, during, and after disasters.



*Scan to subscribe to this briefing.*