

FEMA National Watch Center

# Daily Operations Briefing

Sunday, January 28, 2024

8:30 a.m. ET



**FEMA**

# National Current Ops / Monitoring

---

## New Significant Incidents / Ongoing Ops

- No new significant incidents / operations

## Hazard Monitoring

- Freezing Rain / Heavy Snow –Northeast

---

## Disaster Declaration Activity

- No new declaration activity

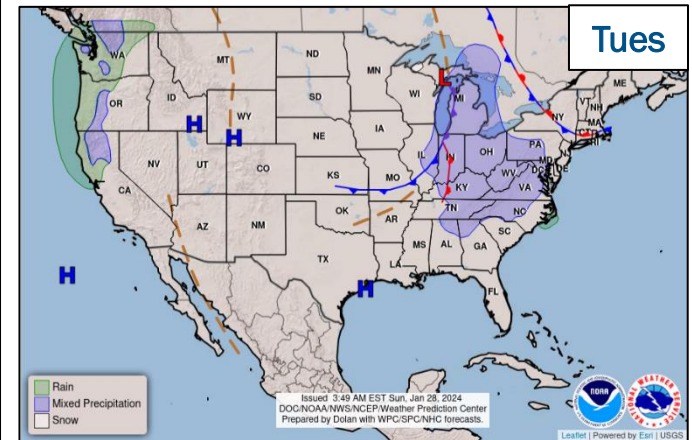
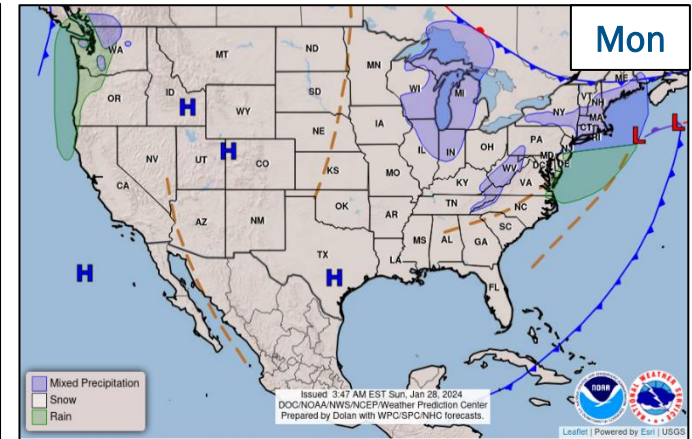
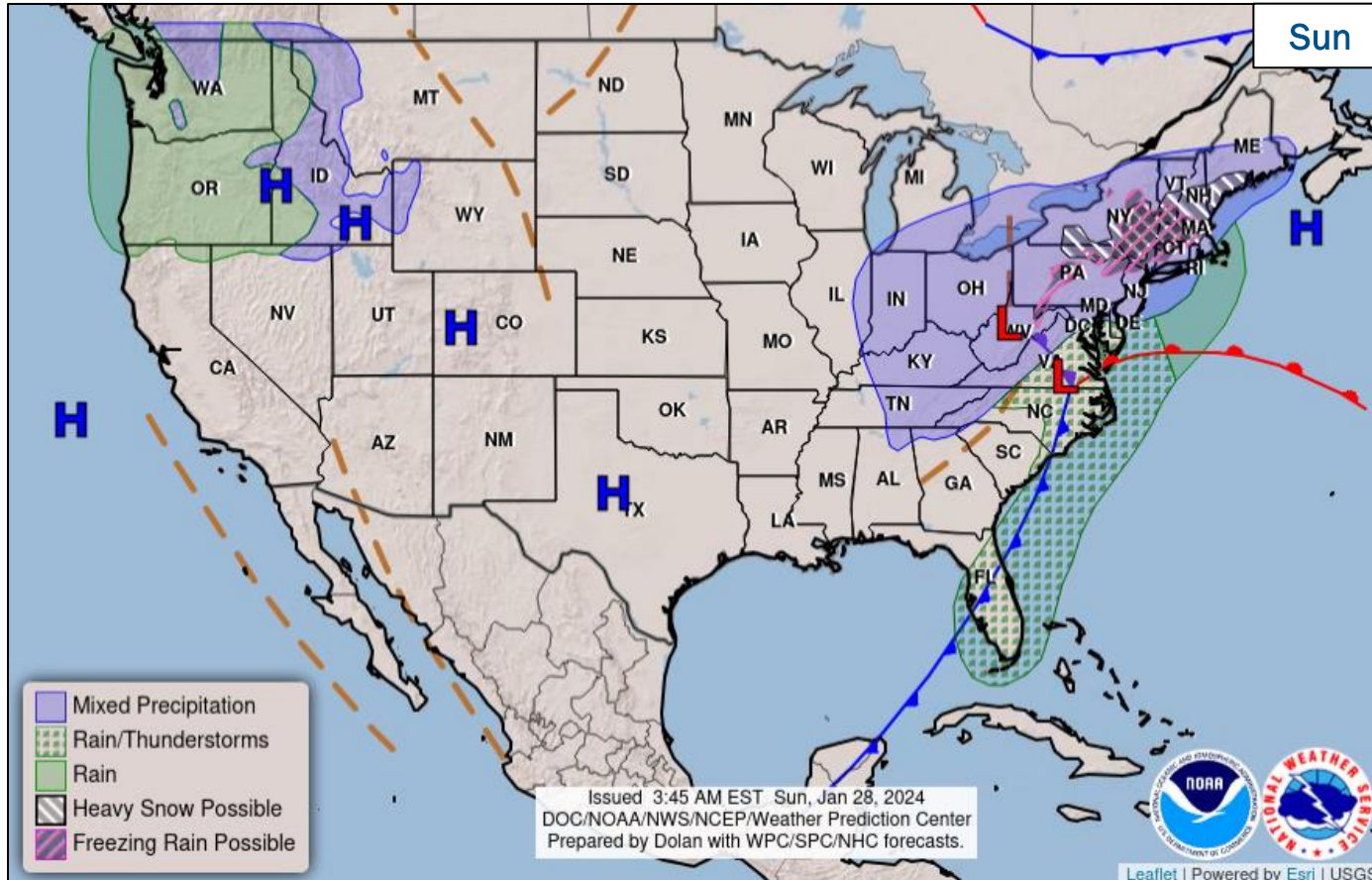
## Event Monitoring

- No new significant events



**FEMA**

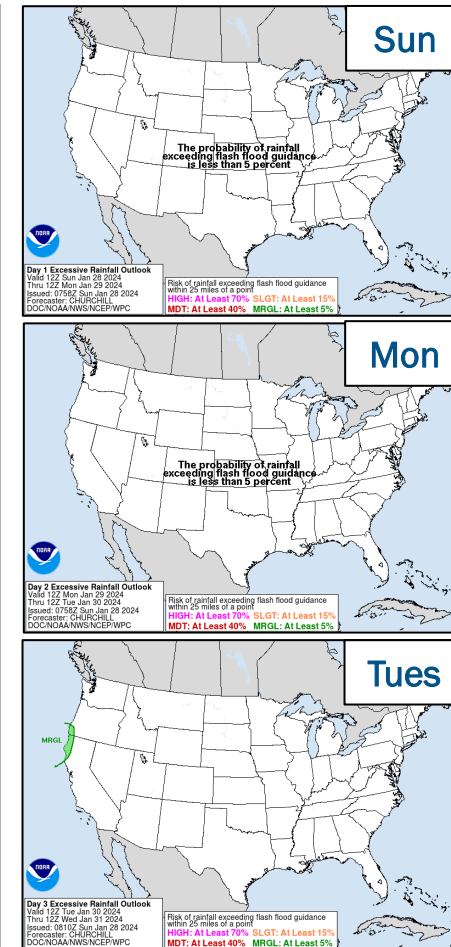
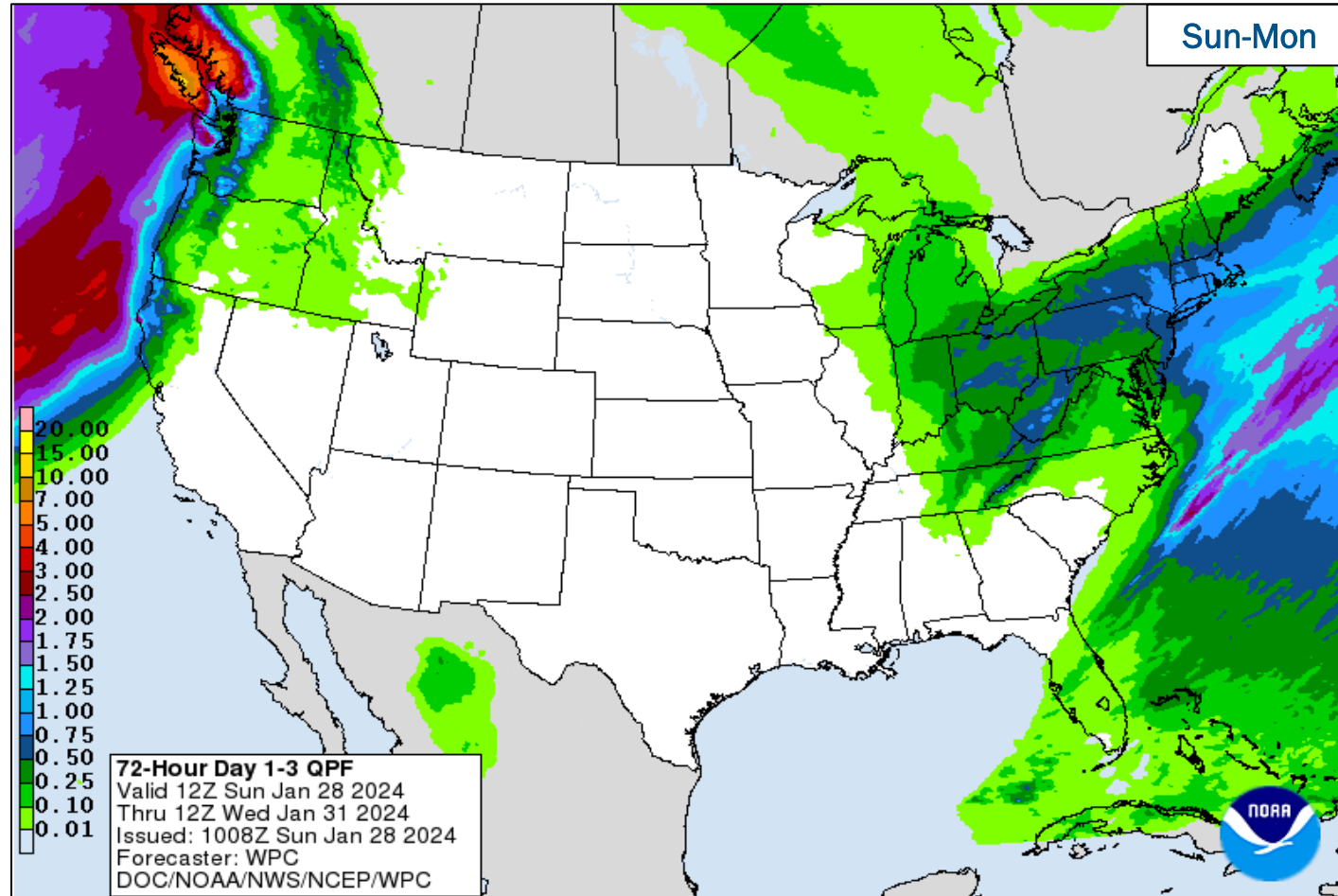
# National Weather Forecast



FEMA



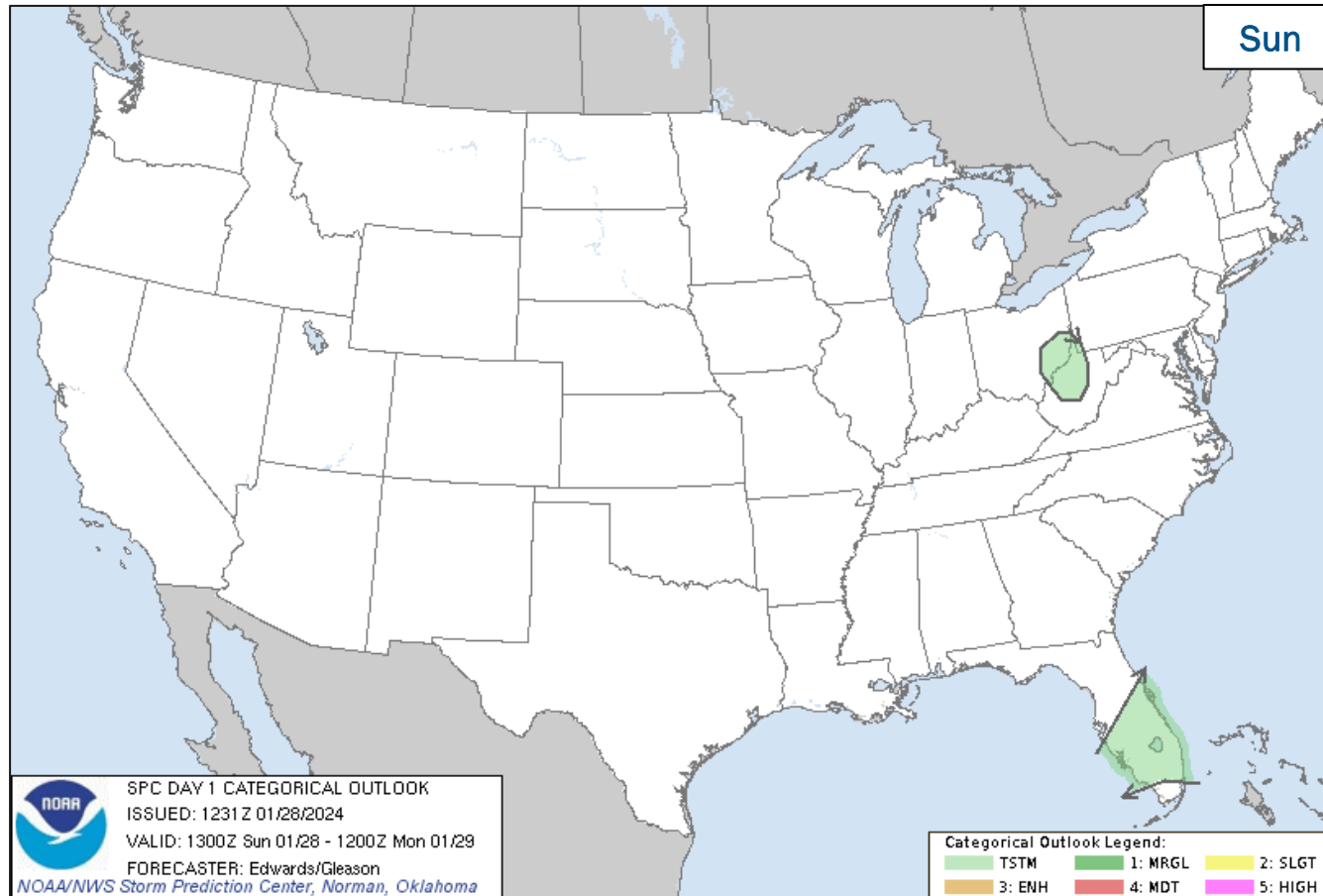
National Watch Center

# Precipitation & Excessive Rainfall



FEMA

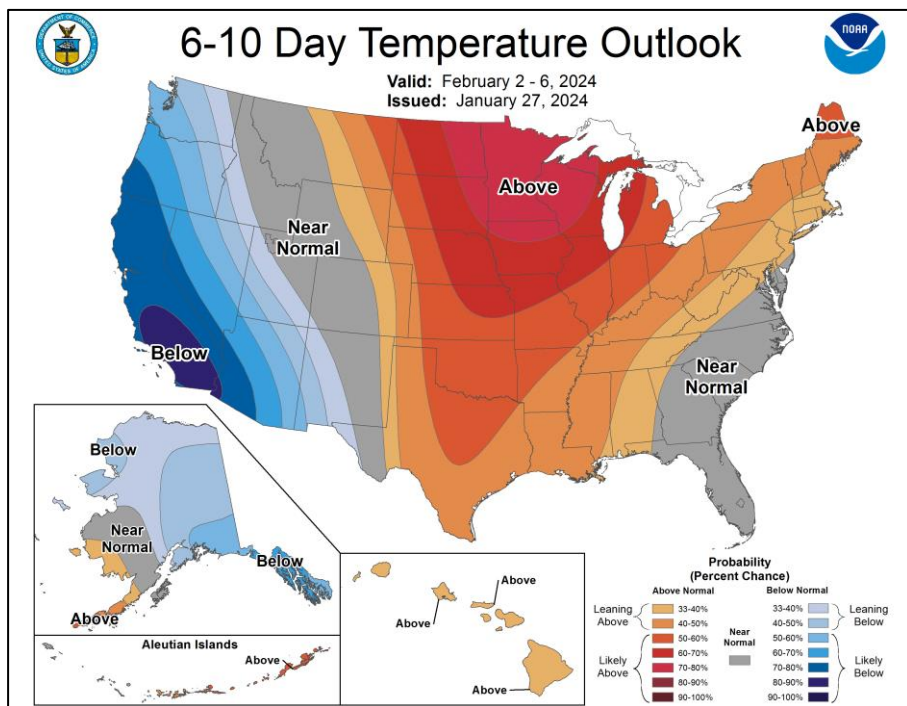
# Severe Weather Outlook



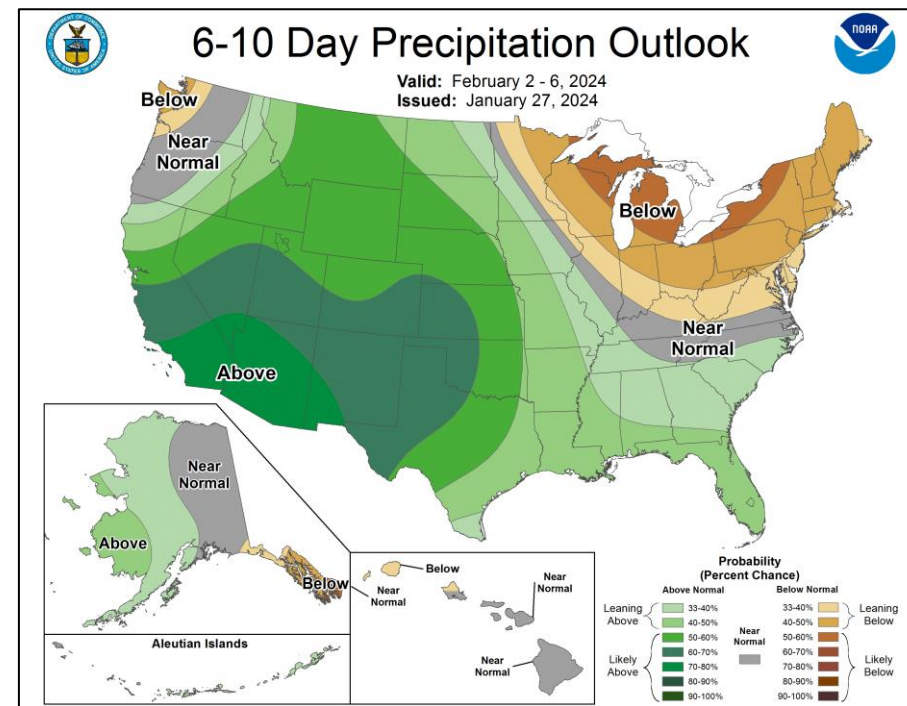
FEMA

National Watch Center

# Long Range Outlooks – Feb 2-6



6-10 Day Temperature Probability



6-10 Day Precipitation Probability



FEMA

National Watch Center

# FEMA Common Operating Picture

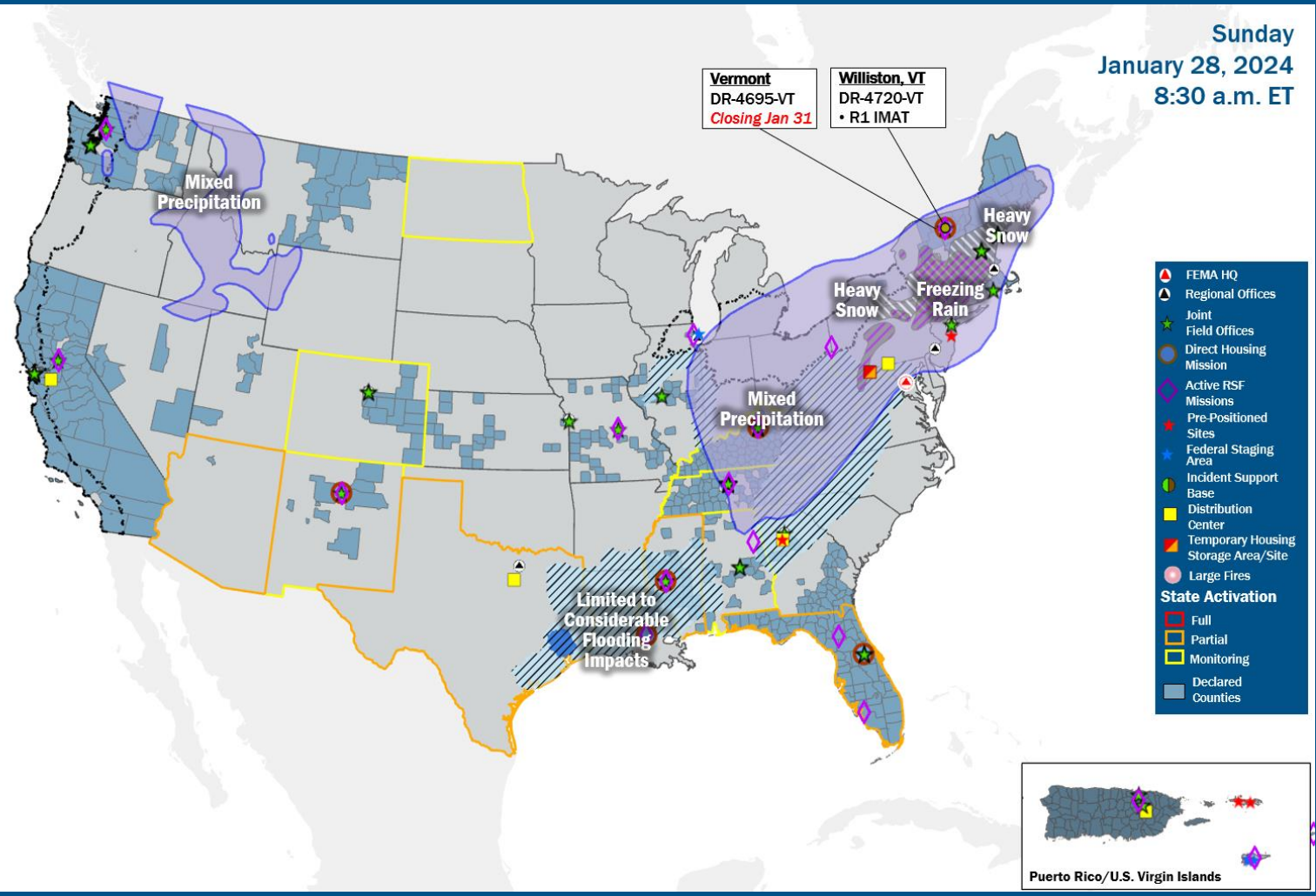
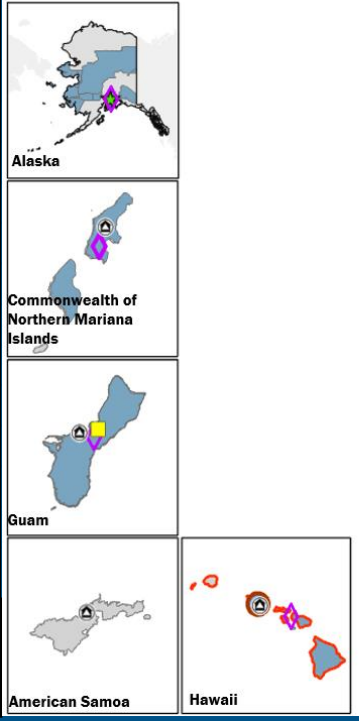
**19 + 5** Joint Field Offices Virtual Joint Field Offices Supporting  
**69 + 4** Major Disasters Emergency Declarations  
**12** Direct Housing Missions  
**34** RSF-Supported Disasters

Sunday  
 January 28, 2024  
 8:30 a.m. ET

FEMA HQ	
NWC	NRCC
Monitoring	Activated
FEMA REGIONS	
Watch	RRCC
Monitoring	I Rostered
Monitoring	II Rostered
Monitoring	III Rostered
Monitoring	IV Rostered
Monitoring	V Rostered
Monitoring	VI Rostered
Monitoring	VII Rostered
Monitoring	VIII Rostered
Monitoring	IX Rostered
Monitoring	X Rostered
Notes:	
RWCs/RRCCs/IMATs:	STATE EOCs:
NRCC: Sustained Ops	AL/CO/FL/KY/MS
N-IMAT White: PMC	ND/NM/TN/WV:
	Severe Weather
	FL: TC Idalia
	TX: Heavy Rain/Flash Flooding
	AZ/CO: SW Border
	HI: Wildfires
Volunteer Force	
Rostered 7,593	Deployed 132
Surge Capacity Force	
Rostered 8,386	Deployed 0

N-IMATs	
2-5 Teams Available	
Red	
White	
Blue	
Gold	
HS	
R-IMATs	
≥ 7 Teams Available	
I	VT
II	
III	1
IV-1	
IV-2	
V	
VI-1	
VI-2	3
VII	2
VIII	
IX-1	Personnel
IX-2	Personnel
X	

REGIONAL BREAKDOWN			
	JFO/VJFO	DR	EM
I	4/0	11	3
II	3/1	3	0
III	0/0	0	0
IV	5/1	21	1
V	1/0	2	0
VI	1/0	1	0
VII	2/0	2	0
VIII	1/0	4	0
IX	1/1	17	0
X	1/2	8	0



## IM Workforce

13,680 Assigned  
 3,981 (+11) Unavailable  
 4,914 (-59) Deployed

---

35% / 4,785 (+59) Available

## IM Cadre Availability

5 (-2) Cadres ≤ 25% Availability

Environmental Planning and Historic Preservation: 21% (170/809); Field Leadership: 23% (33/146); Hazard Mitigation: 24% (287/1,217); Public Assistance: 17% (375/2,164); Planning: 19% (89/469)

## MERS

> 66%

36 Assigned  
 0 Unavailable  
 0 Deployed

---

36 Available

## US&R

> 66%

28 Assigned  
 1 Unavailable  
 0 Deployed

---

27 Available

## FCO

≤ 1 Type I

49 Assigned  
 5 Unavailable  
 35 (23 FCOR) Deployed

---

9 Available

# Joint Preliminary Damage Assessments

Region	State / Location	Incident	IA	Number of Counties		Start - End
			PA	Requested	Complete	
I	NH	Flooding Dec 17 and continuing	IA	0	0	N/A
			PA	10	0	1/2 - TBD
	ME	Flooding Dec 18-21	IA	0	0	N/A
			PA	10	9	12/29 - TBD
	ME	Flooding Jan 10-13	IA	8	0	1/23 - TBD
			PA	8	0	1/29 - TBD
	VT	Flooding Dec 17-19	IA	0	0	N/A
			PA	11	0	1/2 - TBD



**FEMA**



# Declaration Requests in Process – 12

State / Tribe / Territory – Incident Description	Type	IA	PA	HM	Requested
OH – Train Derailment	DR	X	X	X	Jul 3
Inupiat Community of the Arctic Slope (ICAS) – Severed Undersea Fiber Optic Line – APPEAL	EM		X		Aug 23
WA – Wildfires	DR	X	X	X	Oct 4
MI – Severe Storms, Tornadoes, and Flooding	DR	X	X	X	Oct 18
KY – Severe Storms, Tornadoes, Straight-Line Winds, and Flooding – APPEAL	DR	X			Oct 23
WV – Severe Storms, Flooding, Landslides, and Mudslides	DR	X		X	Oct 25
NY – Severe Storm and Flooding	DR		X	X	Nov 29
MA – Severe Storms and Flooding	DR	X	X	X	Dec 11
AK – Severe Storms, Flooding, and Landslides	DR	X	X	X	Jan 8
ME – Severe Storm and Flooding	DR	X	X	X	Jan 16
PA – Severe Storms and Flooding – APPEAL	DR		X		Jan 20
AK – Permafrost Degradation	DR		X	X	Jan 25



**FEMA**



# FEMA

Helping people before, during, and after disasters.



*Scan to subscribe to this briefing.*