

FEMA National Watch Center

# Daily Operations Briefing

Friday, January 26, 2024

8:30 a.m. ET



**FEMA**

# National Current Ops / Monitoring

---

## New Significant Incidents / Ongoing Ops

- No new significant incidents / operations

## Hazard Monitoring

- Heavy Rain / Flash Flooding – Pacific Northwest and Lower Mississippi Valley to the Tennessee Valley
- Freezing Rain – Pacific Northwest to the Northern Intermountain and Northeast
- Heavy Snow – Central Rockies

---

## Disaster Declaration Activity

- Request: Major Disaster Declaration – AK

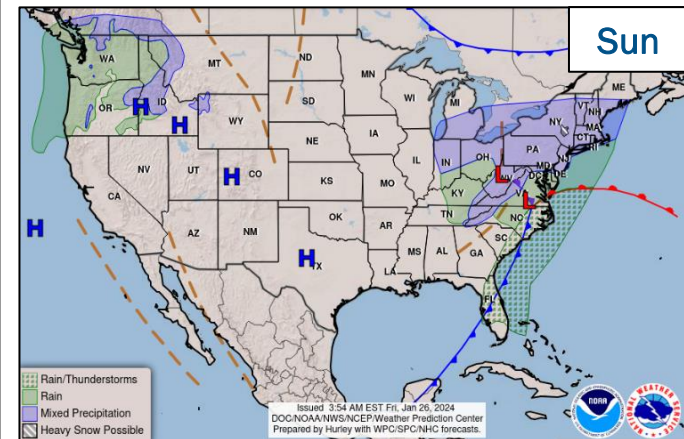
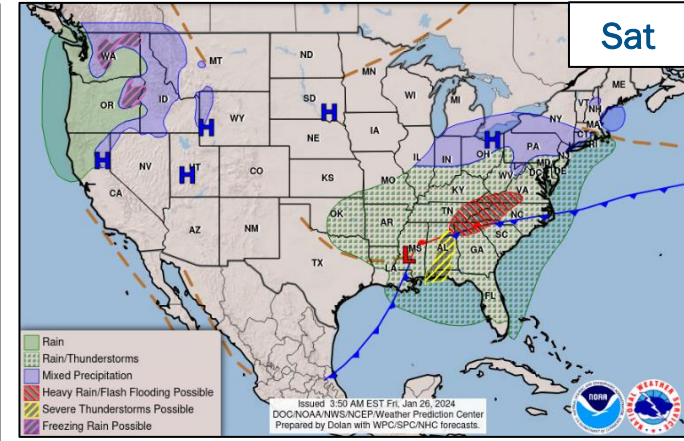
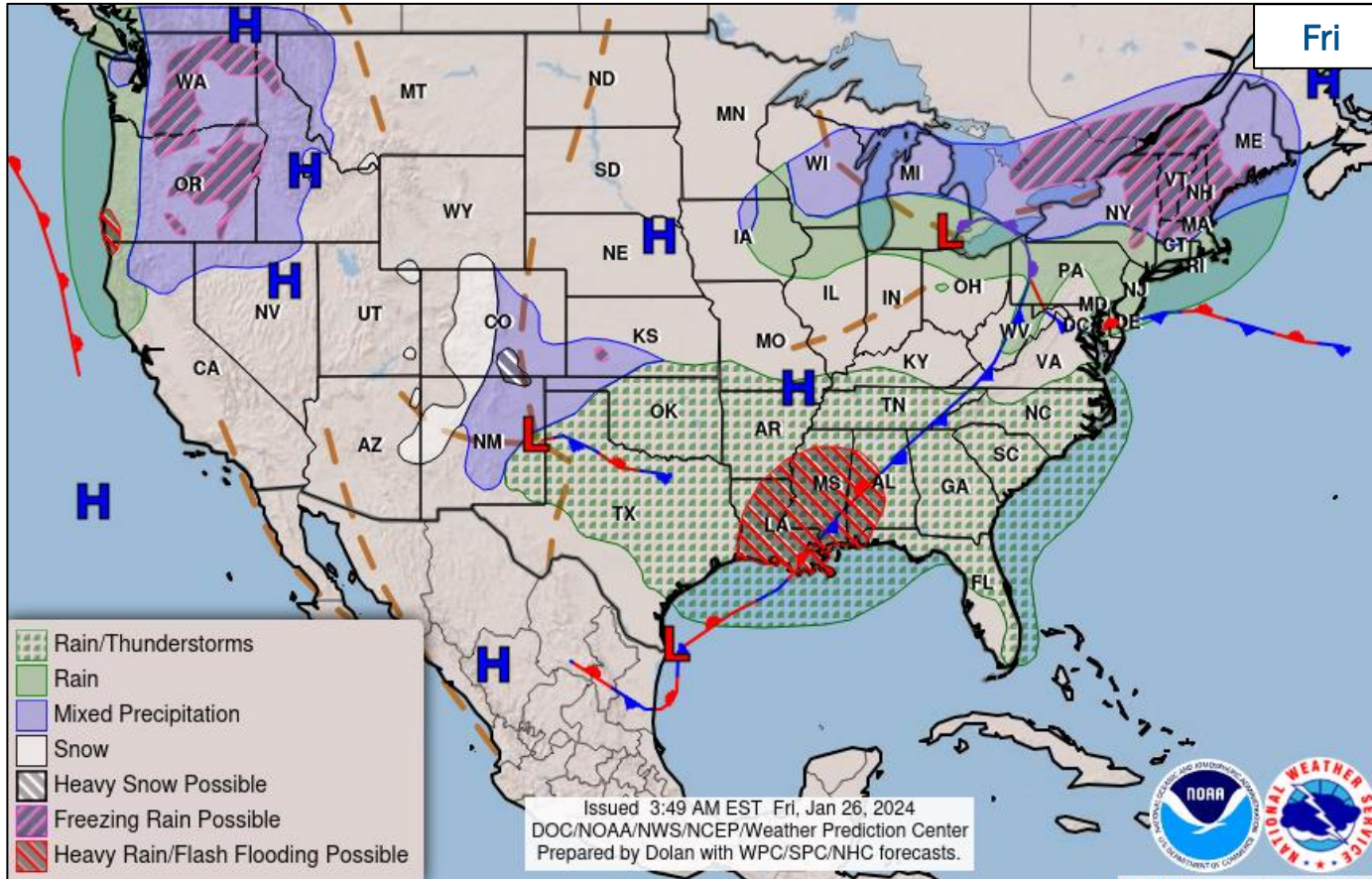
## Event Monitoring

- No new significant events



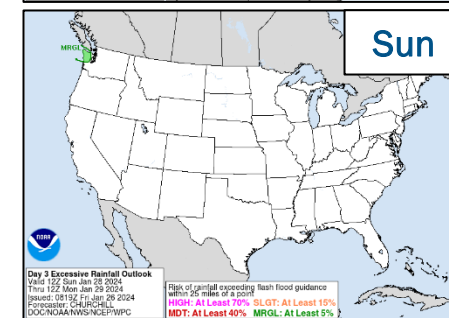
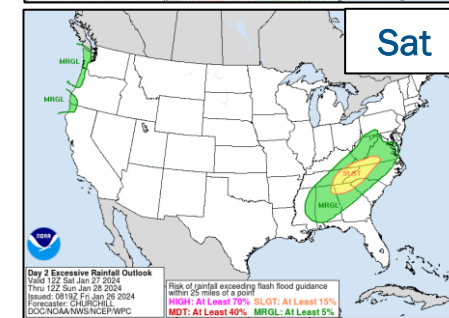
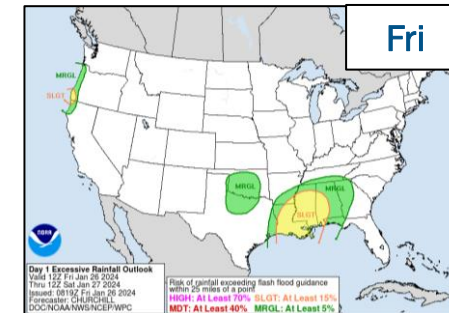
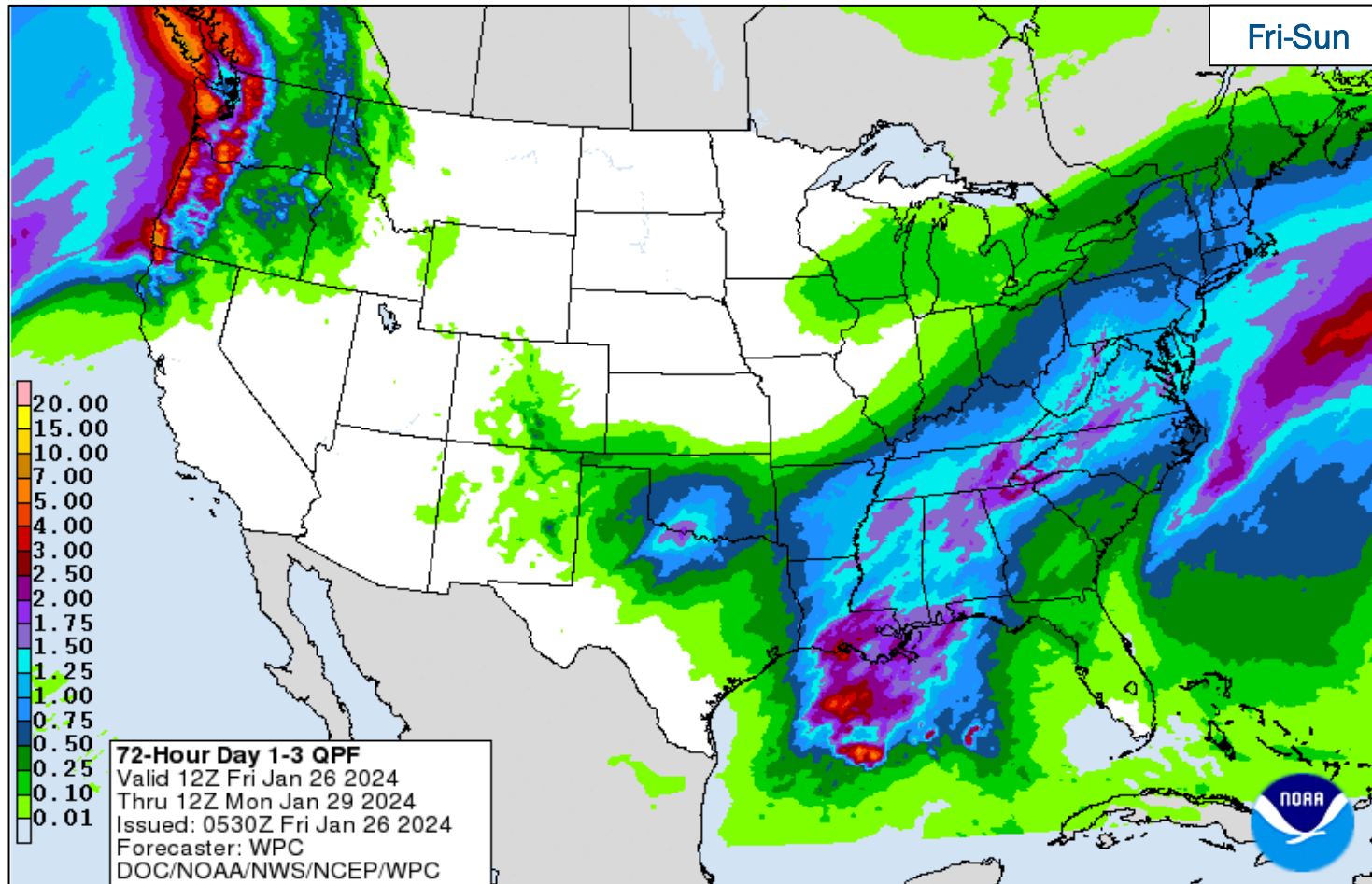
**FEMA**

# National Weather Forecast



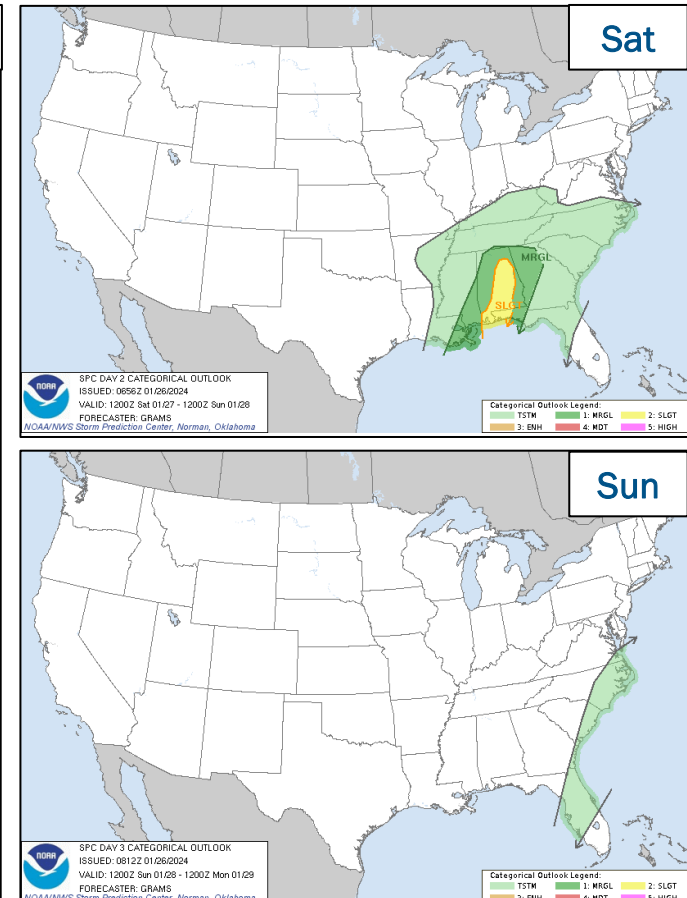
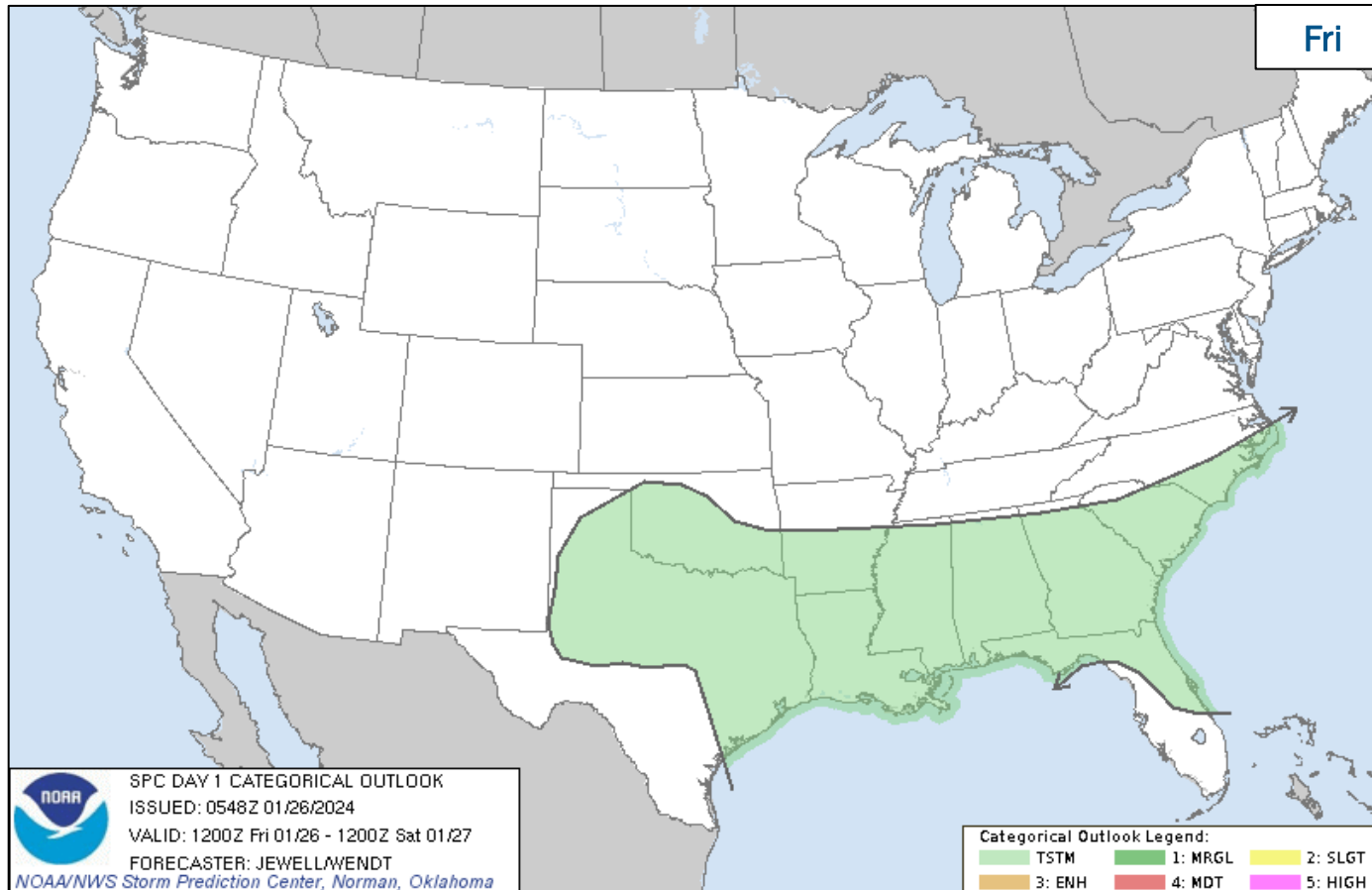
FEMA

# Precipitation & Excessive Rainfall



**FEMA**

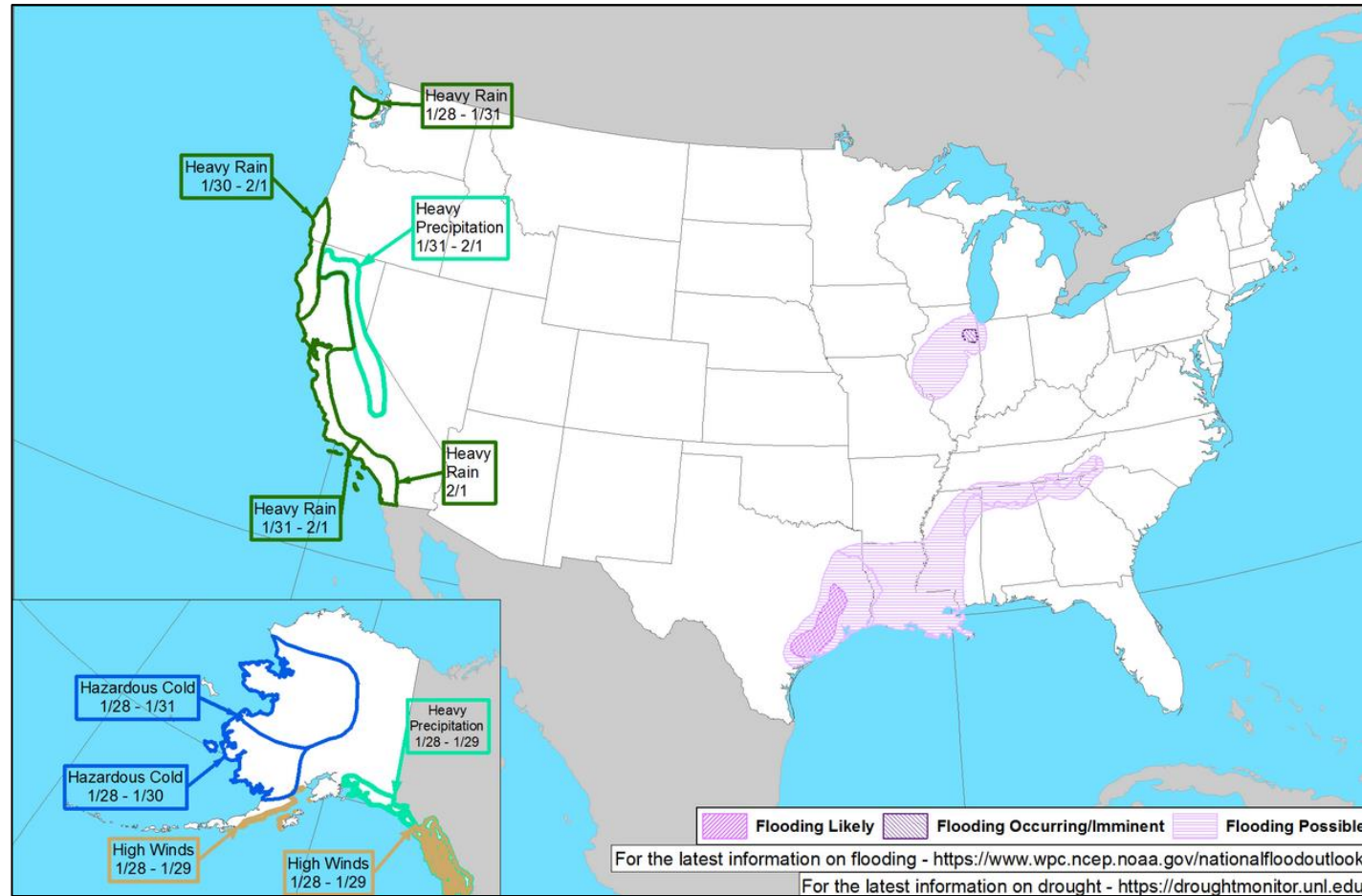
# Severe Weather Outlook



FEMA

National Watch Center

# Hazards Outlook – Jan 28–Feb 1



FEMA

# FEMA Common Operating Picture

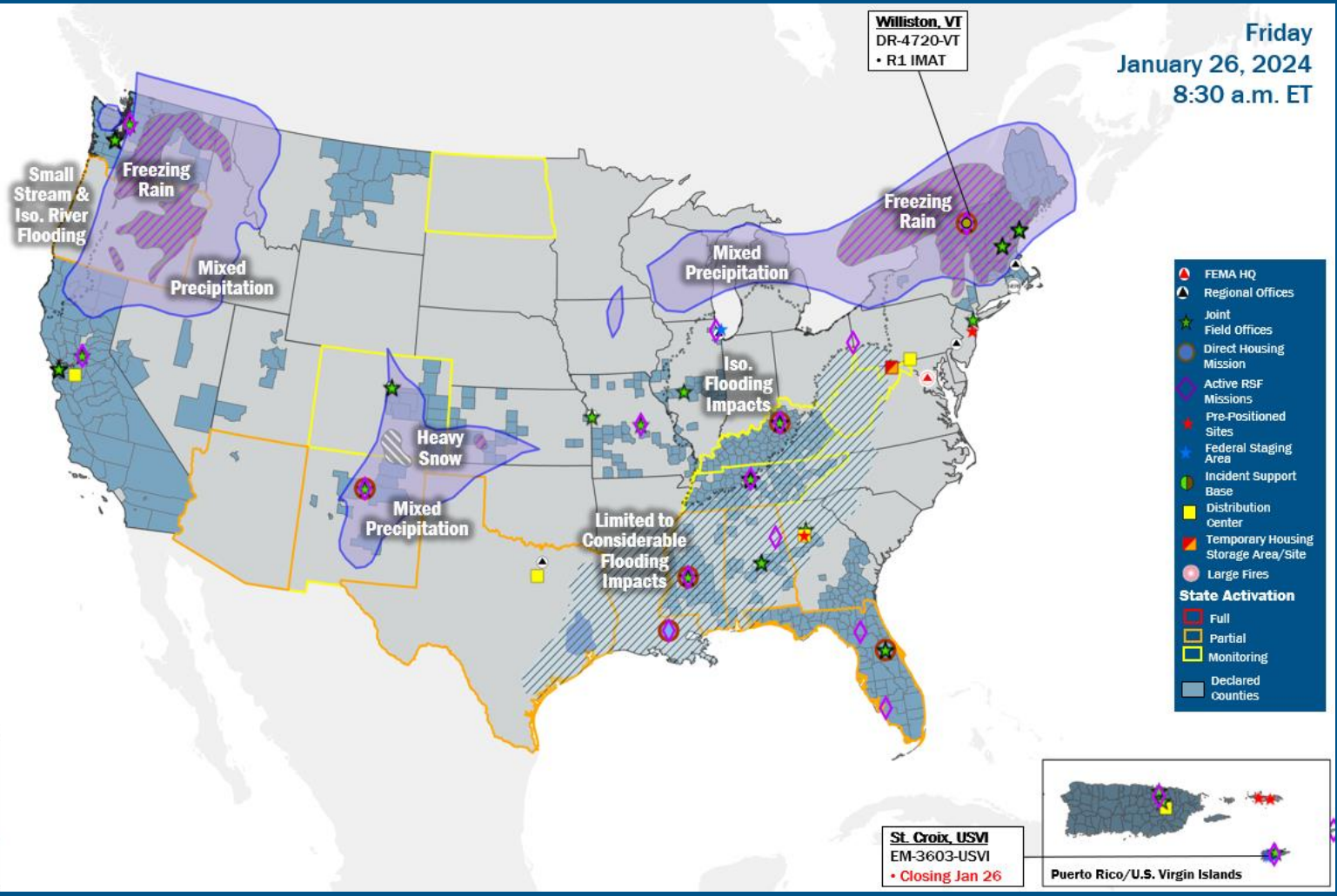
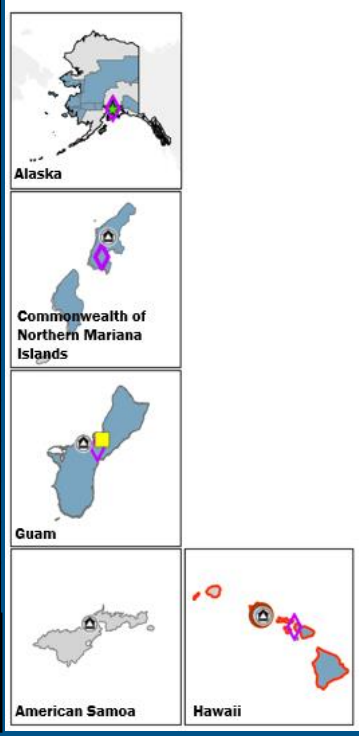
**19 + 5** Joint Field Offices Virtual Joint Field Offices Supporting  
**69 + 5** Major Disasters Emergency Declarations  
**12** Direct Housing Missions  
**34** RSF-Supported Disasters

Friday  
 January 26, 2024  
 8:30 a.m. ET

| FEMA HQ              |                               |
|----------------------|-------------------------------|
| NWC                  | NRCC                          |
| Monitoring           | Activated                     |
| FEMA REGIONS         |                               |
| Watch                | RRCC                          |
| Monitoring           | I Rostered                    |
| Monitoring           | II Rostered                   |
| Monitoring           | III Rostered                  |
| Monitoring           | IV Rostered                   |
| Monitoring           | V Rostered                    |
| Monitoring           | VI Rostered                   |
| Monitoring           | VII Rostered                  |
| Monitoring           | VIII Rostered                 |
| Monitoring           | IX Rostered                   |
| Monitoring           | X Rostered                    |
| Notes:               |                               |
| RWCs/RRCCs/IMATs:    | STATE EOCs:                   |
| NRCC: Sustained Ops  | AL/CO/FL/MS/ND                |
| N-IMAT White: PMC    | NM/OR/TN/WV/KY:               |
|                      | Severe Weather                |
|                      | FL: TC Idalia                 |
|                      | TX: Heavy Rain/Flash Flooding |
|                      | AZ/CO: SW Border              |
|                      | HI: Wildfires                 |
| Volunteer Force      |                               |
| Rostered 7,593       | Deployed 133 (-1)             |
| Surge Capacity Force |                               |
| Rostered 8,386       | Deployed 0                    |

| N-IMATs             |           |
|---------------------|-----------|
| 2-5 Teams Available |           |
| Red                 |           |
| White               |           |
| Blue                |           |
| Gold                |           |
| HS                  |           |
| R-IMATs             |           |
| ≥ 7 Teams Available |           |
| I                   | VT        |
| II                  |           |
| III                 | 1         |
| IV-1                |           |
| IV-2                |           |
| V                   |           |
| VI-1                |           |
| VI-2                | 3         |
| VII                 | 2         |
| VIII                |           |
| IX-1                | Personnel |
| IX-2                | Personnel |
| X                   |           |

| REGIONAL BREAKDOWN |          |    |    |
|--------------------|----------|----|----|
|                    | JFO/VJFO | DR | EM |
| I                  | 4/0      | 11 | 3  |
| II                 | 3/1      | 3  | 1  |
| III                | 0/0      | 0  | 0  |
| IV                 | 5/1      | 21 | 1  |
| V                  | 1/0      | 2  | 0  |
| VI                 | 1/0      | 1  | 0  |
| VII                | 2/0      | 2  | 0  |
| VIII               | 1/0      | 4  | 0  |
| IX                 | 1/1      | 17 | 0  |
| X                  | 1/2      | 8  | 0  |



**Legend**

- FEMA HQ
- Regional Offices
- Joint Field Offices
- Direct Housing Mission
- Active RSF Missions
- Pre-Positioned Sites
- Federal Staging Area
- Incident Support Base
- Distribution center
- Temporary Housing Storage Area/Site
- Large Fires

**State Activation**

- Full
- Partial
- Monitoring
- Declared Counties

## IM Workforce

13,673 (-27) Assigned  
 3,951 (-42) Unavailable  
 4,996 (+25) Deployed

---

35% / 4,726 (-10) Available

## IM Cadre Availability

6 Cadres ≤ 25% Availability

Environmental Planning and Historic Preservation: 20% (165/807); Field Leadership: 23% (34/146); Hazard Mitigation: 24% (286/1,217); Public Assistance: 18% (394/2,164); Planning: 19% (90/468); Security: 25% (34/134)

## MERS

> 66%

36 Assigned  
 0 Unavailable  
 0 Deployed

---

36 Available

## US&R

> 66%

28 Assigned  
 1 Unavailable  
 0 Deployed

---

27 Available

## FCO

≤ 1 Type I

49 Assigned  
 5 Unavailable  
 35 (23 FCOR) Deployed

---

9 Available

# Joint Preliminary Damage Assessments

| Region | State / Location | Incident                                | IA | Number of Counties |          | Start - End |
|--------|------------------|---|----|--------------------|----------|-------------|
|        |                  |   | PA | Requested          | Complete |             |
| I      | NH               | Flooding<br>Dec 17 and continuing       | IA | 0                  | 0        | N/A         |
|        |                  |   | PA | 10                 | 0        | 1/2 - TBD   |
|        | ME               | Flooding<br>Dec 18-21                   | IA | 0                  | 0        | N/A         |
|        |                  |   | PA | 10                 | 9        | 12/29 - TBD |
|        | VT               | Flooding<br>Dec 17-19                   | IA | 0                  | 0        | N/A         |
|        |                  |   | PA | 11                 | 0        | 1/2 - TBD   |
|        | ME               | Flooding<br>Jan 10-13                   | IA | 8                  | 0        | 1/23 - TBD  |
|        |                  |   | PA | 8                  | 0        | 1/29 - TBD  |
| IV     | FL               | Severe Storms and Tornadoes<br>Jan 8-12 | IA | 3                  | 3        | 1/16 - 1/18 |
|        |                  |   | PA | 3                  | 1        | 1/16 - TBD  |
|        | SC               | Severe Storms and Tornadoes<br>Jan 9    | IA | 1                  | 0        | 1/24 - TBD  |
|        |                  |   | PA | 0                  | 0        | N/A         |



**FEMA**



# Declaration Request – Alaska

**Declaration Type:** Major Disaster Declaration – AK  
**Requested:** Jan 25

**Incident:** Permafrost Degradation

**Incident Period:** November 26-27, 2023

**Requested:**

- **PA:** City of Diomed, the Native Village of Diomed, Nome Census Area, and the Bering Straits Regional Educational Attendance Area (REAA)
- **Hazard Mitigation:** Statewide



■ PA



**FEMA**

National Watch Center

# Declaration Requests in Process – 12

| State / Tribe / Territory – Incident Description  | Type | IA | PA | HM | Requested |
|---|------|----|----|----|-----------|
| OH – Train Derailment   | DR   | X  | X  | X  | Jul 3     |
| Inupiat Community of the Arctic Slope (ICAS) – Severed Undersea Fiber Optic Line – APPEAL | EM   |    | X  |    | Aug 23    |
| WA – Wildfires  | DR   | X  | X  | X  | Oct 4     |
| MI – Severe Storms, Tornadoes, and Flooding   | DR   | X  | X  | X  | Oct 18    |
| KY – Severe Storms, Tornadoes, Straight-Line Winds, and Flooding – APPEAL                 | DR   | X  |    |    | Oct 23    |
| WV – Severe Storms, Flooding, Landslides, and Mudslides                                   | DR   | X  |    | X  | Oct 25    |
| NY – Severe Storm and Flooding  | DR   |    | X  | X  | Nov 29    |
| MA – Severe Storms and Flooding   | DR   | X  | X  | X  | Dec 11    |
| AK – Severe Storms, Flooding, and Landslides  | DR   | X  | X  | X  | Jan 8     |
| ME – Severe Storm and Flooding  | DR   | X  | X  | X  | Jan 16    |
| PA – Severe Storms and Flooding – APPEAL  | DR   |    | X  | X  | Jan 20    |
| AK – Permafrost Degradation   | DR   |    | X  | X  | Jan 25    |



**FEMA**



# FEMA

Helping people before, during, and after disasters.



*Scan to subscribe to this briefing.*